



Club Health Assessment for District 316 A through March 2025

			Status	Membership							Reports					Finance		LCIF
Club Number	Club Name	Charter Date		Current Member Count	YTD Members Added	YTD Members Dropped	YTD Net Growth	YTD Net Growth%	Member Count 12 Months Ago	Avg. length of service for dropped members	Months Since Last MMR ***	Yrs. Since Last Officer Report	President Rotation	Vice President Reported ****	Months Since Last Activity Report ***	Account Balance	Donations for current Fiscal Year	
			Number of times on status quo within last two years	If below 15 members appears				If net loss is greater than 20% appears			If no report in 3 months appears in	When more than one year appears in	Number of repeat terms	Notes the officers that do not have an active	If no report at 12 months red			
Clubs less than two years old																		
172252	Adduroad	06/19/2024	Active(1)	25	0	0	0	0.00%	0		9		2	T,M,VP,SC	6			
157906	Chodavaram	04/18/2024	Active	35	1	0	1	2.94%	0		1		2	N M	2			
172343	Haripuram Coastal	06/25/2024	Active	21	0	0	0	0.00%	0		9		2	M,VP,SC	6			
172174	LIONS CLUB OF LANKALAPALEM	06/19/2024	Active	21	0	0	0	0.00%	0		5		2	M,VP,SC	6	90+ Days		
171893	Rajam Gold	06/22/2024	Active(1)	20	0	0	0	0.00%	0		9		2	M,VP,SC	6			
156109	Salur Sri Satya Sai	10/09/2023	Cancelled(8*)	0	0	20	-20	-100.00%	20	2	11		None	P,S,T,M,VP SC	7	90+ Days		
154892	Sompeta	06/21/2023	Active	28	0	0	0	0.00%	27		9		3	S,M,VP,SC	0	90+ Days		
172256	Tekkali Town	06/25/2024	Active	23	0	0	0	0.00%	0		9		2	M,VP,SC	6	90+ Days		
172154	Visakhapatnam ALS Campus	06/18/2024	Active	20	0	0	0	0.00%	0		9		None	P,S,T,M,VP SC	6	90+ Days		
180711	Visakhapatnam Care Campus	02/07/2025	Newly Chartered	20	20	0	20	100.00%	0		1			N T,M,VP,SC	N/R			
172155	Visakhapatnam CLS Campus	06/18/2024	Active	20	0	0	0	0.00%	0		9		None	P,S,T,M,VP SC	6	90+ Days		
179823	Visakhapatnam Gopalapatnam Stars	12/17/2024	Active	21	21	0	21	100.00%	0		2			M,VP,SC	1			
172152	Visakhapatnam MCN Campus	06/18/2024	Active	20	0	0	0	0.00%	0		9		None	P,S,T,M,VP SC	6	90+ Days		
171849	Visakhapatnam Panorama Hills	06/21/2024	Cancelled(8*)	0	80	100	-20	-100.00%	0	1	0		None	P,S,T,M,VP SC	6	90+ Days		
175760	Visakhapatnam Sanjeevani	09/06/2024	Active	22	22	0	22	100.00%	0		0			M,VP,SC	0	90+ Days		
171938	Vizianagaram City	06/25/2024	Active	23	11	9	2	9.52%	0	0	3			VP	2			
177826	Vizianagaram Lendi Legends	08/28/2024	Active	21	21	0	21	100.00%	0		7			M,VP,SC	6			
156334	Yelamanchili	11/01/2023	Active	24	0	0	0	0.00%	23		9		2	M,VP,SC	0			
Clubs more than two years old																		
26517	ANAKAPALLE	11/30/1966	Active	76	12	11	1	1.33%	76	4	0			N	0		\$181.74	
Exc Award (06/30/2023, 06/30/2024)																		
62741	ANNAVARAM SATYADEVA	01/25/2000	Active	23	0	0	0	0.00%	21		0			N T,M,VP,SC	2	90+ Days		
Exc Award (06/30/2018, 06/30/2023, 06/30/2024)																		
124742	Bheemili Centennial	05/06/2015	Active	16	1	1	0	0.00%	18	10	0			N T,SC	7			



Club Health Assessment for District 316 A through March 2025

			Status	Membership							Reports					Finance		LCIF
Club Number	Club Name	Charter Date		Current Member Count	YTD Members Added	YTD Members Dropped	YTD Net Growth	YTD Net Growth%	Member Count 12 Months Ago	Avg. length of service for dropped members	Months Since Last MMR ***	Yrs. Since Last Officer Report	President Rotation	Vice President Reported ****	Months Since Last Activity Report ***	Account Balance	Donations for current Fiscal Year	
			Number of times on status quo within last two years	If below 15 members appears				If net loss is greater than 20% appears			If no report in 3 months appears in	When more than one year appears in	Number of repeat terms	Notes the officers that do not have an active	If no report at 12 months appears in red			
	Exc Award (06/30/2018)																	
61418	BHEEMILI GREATER	01/07/1999	Active	33	0	0	0	0.00%	50		8		2	N	P,S,T,M,VP SC	5	\$1,090.09	
	Exc Award (06/30/2023, 06/30/2024)																	
102316	CHEEPURUPALLI	06/06/2008	Active	32	0	0	0	0.00%	36		0			N	T	7		
	Exc Award (06/30/2022, 06/30/2023)																	
149776	Cheepurupalli Stars	01/31/2022	Cancelled(8*)	0	0	19	-19	-100.00%	19	2	3		None		P,S,T,M,VP SC	7	90+ Days	
	Exc Award (06/30/2023)																	
26529	GAJAPATNIGARAM	07/11/1973	Active	30	4	0	4	15.38%	30		0			N	P,T,VP,SC	7		
	Exc Award (06/30/2021)																	
129550	Madhurawada	12/14/2016	Cancelled(8*)	0	0	5	-5	-100.00%	5	8	3	1	None		P,S,T,M,VP SC	6	90+ Days	
62851	NARASANNAPETA MILLENNIUM	03/03/2000	Active(1)	52	4	2	2	4.00%	49	13	0			N	T,M,VP,SC	2	\$50.31	
26549	NARASIPATNAM	07/07/1971	Active	84	6	8	-2	-2.33%	71	7	3			N	VP	1	\$2,000.60	
	Exc Award (06/30/2023, 06/30/2024)																	
63918	NARSIPATNAM NAVYA	01/16/2001	Active	66	11	0	11	20.00%	53		0			N	P,T	1	\$640.67	
	Exc Award (06/30/2023, 06/30/2024)																	
38229	PALASA CASHEWLAND	03/18/1980	Active	49	0	4	-4	-7.55%	54	11	3		2	N	T,M	4	90+ Days	
	Exc Award (06/30/2018, 06/30/2023)																	
152629	Palasa Cashewland Vanitha	09/27/2022	Active	15	0	10	-10	-40.00%	25	2	3				T,M,VP,SC	0	90+ Days	
	Exc Award (06/30/2023)																	
133941	Palasa Palabugga	02/28/2018	Active(1)	34	5	10	-5	-12.82%	42	6	0			N	T,M,VP	7		
26555	PALASA-KASIBUGGA L C	07/12/1972	Active	43	0	8	-8	-15.69%	48	9	3			N	VP,SC	2		
	Exc Award (06/30/2023)																	
26557	PARVATHIPURAM	01/25/1970	Active	151	42	5	37	32.46%	95	7	0				P,T,M,VP,SC	0	\$11.98	
	Exc Award (06/30/2018, 06/30/2023, 06/30/2024)																	
143883	Parvathipuram Golden Jubilee Mahila	12/15/2020	Active	22	3	0	3	15.79%	15		0			N	VP	1	\$460.98	
	Exc Award (06/30/2023)																	
123215	Pendurthi	09/29/2014	Active	26	0	0	0	0.00%	26		11				S,T,M,VP,SC	7	90+ Days	
	Exc Award (06/30/2023, 06/30/2024)																	



Club Health Assessment for District 316 A through March 2025

Club Number	Club Name	Charter Date	Status	Membership							Reports					Finance	LCIF
				Current Member Count	YTD Members Added	YTD Members Dropped	YTD Net Growth	YTD Net Growth%	Member Count 12 Months Ago	Avg. length of service for dropped members	Months Since Last MMR ***	Yrs. Since Last Officer Report	President Rotation	Vice President Reported ****	Months Since Last Activity Report ***	Account Balance	Donations for current Fiscal Year
			Number of times on status quo within last two years	If below 15 members appears				If net loss is greater than 20% appears			If no report in 3 months appears	When more than one year appears in	Number of repeat terms	Notes the officers that do not have an active	If no report at 12 months appears in red		
42726	PONDURU	05/03/1983	Active	24	1	1	0	0.00%	24	23	0			N	0		\$59.90
	Exc Award (06/30/2023)																
61422	PRATHIPADU	01/07/1999	Active	25	0	3	-3	-10.71%	27	2	8		2	T,M,VP,SC	6		
	Exc Award (06/30/2023)																
26566	SALUR	06/17/1970	Active	52	8	0	8	18.18%	36		0		R	P,VP,SC	0		
	Exc Award (06/30/2024)																
30805	SHREERAMNAGAR	05/12/1975	Active	127	12	4	8	6.72%	133	6	0		R	S,T,SC	4		
	Exc Award (06/30/2018, 06/30/2022, 06/30/2024)																
26572	SRIKAKULAM	04/28/1968	Active	21	0	0	0	0.00%	21		11		6	S,T,M,VP,SC	7	90+ Days	
139330	Srikakulam Central	09/05/2019	Active	25	0	0	0	0.00%	50		9		R	P,T,SC	2	90+ Days	
	Exc Award (06/30/2022)																
153920	Srikakulam Harshavalli	03/31/2023	Active	29	0	0	0	0.00%	38		10		N	S,M	6	90+ Days	
	Exc Award (06/30/2024)																
95903	TUNI	02/23/2006	Active	67	2	0	2	3.08%	66		3		N	M	0		\$640.67
	Exc Award (06/30/2023, 06/30/2024)																
26579	VISAKHAPATNAM	11/06/1958	Active	228	42	84	-42	-15.56%	246	6	0		N	SC	2		\$1,020.31
	Exc Award (06/30/2018, 06/30/2019, 06/30/2020)																
106618	VISAKHAPATNAM AGANAMPUDI	09/16/2009	Active	22	5	0	5	29.41%	16		0		N	P,VP	1		
64242	VISAKHAPATNAM DWARAKANAGAR	04/30/2001	Active	62	14	11	3	5.08%	42	4	0		R	SC	4		
	Exc Award (06/30/2023, 06/30/2024)																
44398	VISAKHAPATNAM GAJUWAKA	11/15/1984	Active	83	19	10	9	12.16%	80	2	0		R	SC	0		\$5,600.47
	Exc Award (06/30/2023)																
102315	VISAKHAPATNAM KURMANNAPALEM	06/06/2008	Active	114	4	3	1	0.89%	90	11	1		2	N	7		
	Exc Award (06/30/2021, 06/30/2023, 06/30/2024)																
60315	VISAKHAPATNAM MADHAVADHARA	01/20/1998	Active(1)	3	0	0	0	0.00%	3		11	1	None	P,S,T,M,VP SC	6		
121557	VISAKHAPATNAM MVP	03/12/2014	Active	31	4	1	3	10.71%	26	9	0		N	T,M	7		
	Exc Award (06/30/2018, 06/30/2021, 06/30/2024)																



Club Health Assessment for District 316 A through March 2025

			Status	Membership							Reports					Finance		LCIF
Club Number	Club Name	Charter Date		Current Member Count	YTD Members Added	YTD Members Dropped	YTD Net Growth	YTD Net Growth%	Member Count 12 Months Ago	Avg. length of service for dropped members	Months Since Last MMR ***	Yrs. Since Last Officer Report	President Rotation	Vice President Reported ****	Months Since Last Activity Report ***	Account Balance	Donations for current Fiscal Year	
			Number of times on status quo within last two years	If below 15 members appears				If net loss is greater than 20% appears			If no report in 3 months appears in	When more than one year appears in	Number of repeat terms	Notes the officers that do not have an active	If no report at 12 months appears in red			
29712	VISAKHAPATNAM NORTH	07/15/1974	Active	30	4	2	2	7.14%	32	8	0			M,VP,SC	8	90+ Days	\$1,165.70	
123320	Visakhapatnam North East	10/09/2014	Active	107	6	13	-7	-6.14%	116	10	0		N		0			
Exc Award (06/30/2017, 06/30/2019, 06/30/2020)																		
152998	Visakhapatnam North East Diamonds	11/11/2022	Cancelled(8*)	0	0	20	-20	-100.00%	20	2	3	1	None	P,S,T,M,VP SC	N/A			
Exc Award (06/30/2023)																		
140398	Visakhapatnam North East Vanitha	12/10/2019	Active	13	2	4	-2	-13.33%	21	4	3			S,VP	2	90+ Days	\$329.86	
Exc Award (06/30/2023)																		
133943	Visakhapatnam Pandurangapuram	03/15/2018	Active	29	7	1	6	26.09%	24	2	1		R	T,M,SC	0			
Exc Award (06/30/2022, 06/30/2023)																		
58061	VISAKHAPATNAM SAMARASYA	03/27/1996	Active	65	6	6	0	0.00%	65	12	0			N	T,M,VP,SC	7	90+ Days	\$11.98
Exc Award (06/30/2018)																		
61155	VISAKHAPATNAM SIDDHARDHA	09/24/1998	Active	3	0	0	0	0.00%	3		11			S,M,VP,SC	6			
152856	Visakhapatnam Smart City	11/21/2022	Active	7	4	1	3	75.00%	7	2	3		3	T,M,VP,SC	7			
Exc Award (06/30/2023)																		
26580	VISAKHAPATNAM SOUTH	06/05/1973	Active	11	0	4	-4	-26.67%	15	11	4			R	T,VP	7	90+ Days	\$11.98
44683	VISAKHAPATNAM STEEL CITY	02/07/1985	Active	41	1	5	-4	-8.89%	50	4	3			M,VP,SC	0			
Exc Award (06/30/2023)																		
140644	Visakhapatnam Viraj	01/14/2020	Cancelled(6*)	0	0	0	0	0.00%	8		9	1	None	P,S,T,M,VP SC	20			
Exc Award (06/30/2023)																		
61643	VISAKHAPATNAM VISAKHI	03/16/1999	Active	11	0	2	-2	-15.38%	18	5	3			N	SC	8	90+ Days	\$4,216.53
Exc Award (06/30/2023)																		
47897	VISAKHAPATNAM VIZAG	11/30/1987	Active	16	0	4	-4	-20.00%	21	3	3			M,VP,SC	7			
Exc Award (06/30/2023)																		
32480	VISAKHAPATNAM WALTAIR	06/16/1976	Active	66	12	2	10	17.86%	45	1	0			R		4	\$4,216.53	
Exc Award (06/30/2023, 06/30/2024)																		
26581	VIZIANAGARAM	05/29/1962	Active	17	2	9	-7	-29.17%	27	7	0			N	S,SC	6		
Exc Award (06/30/2021, 06/30/2024)																		



Club Health Assessment for District 316 A through March 2025

			Status	Membership							Reports					Finance	LCIF
Club Number	Club Name	Charter Date		Current Member Count	YTD Members Added	YTD Members Dropped	YTD Net Growth	YTD Net Growth%	Member Count 12 Months Ago	Avg. length of service for dropped members	Months Since Last MMR ***	Yrs. Since Last Officer Report	President Rotation	Vice President Reported ****	Months Since Last Activity Report ***	Account Balance	Donations for current Fiscal Year
			Number of times on status quo within last two years	If below 15 members appears				If net loss is greater than 20% appears			If no report in 3 months appears in	When more than one year appears in	Number of repeat terms	Notes the officers that do not have an active	If no report at 12 months appears in red		
143144	Vizianagaram Prema	10/08/2020	Active(1)	5	0	0	0	0.00%	5		15	1	None	P,S,T,M,VP SC	6	90+ Days	
44136	VSP GOPALAPATNAM	06/14/1984	Cancelled(7*)	0	0	4	-4	-100.00%	4	37	5	1	None	P,S,T,M,VP SC	6		
62874	YELESWARAM BANANA LAND	03/07/2000	Active(2)	21	0	0	0	0.00%	17		10		2	S,T,M,VP,SC	4	90+ Days	

Clubs Cancelled Previous Fiscal Year – Clubs Cancelled within last 12 months may be reinstated

Club Number	Club Name	Charter Date	Current Status*	Cancellation Date
149047	Rajam	03/08/2022	Cancelled(8*)	12/29/2023
133916	Salur Diamonds	04/18/2018	Cancelled(8*)	09/29/2023

Current Total Clubs Count	YTD New Clubs Count	YTD Cancelled Clubs Count	YTD Net Club Gain	Current Total Members Count	YTD Add	YTD Drop	YTD Net Growth	YTD Net Growth %	Member Count 12 Months Ago	Average Member Count Per Club	% of Clubs with less than 20 members	% No MMR in 3 Months	% No Officer Report in 12 Months	% of Clubs with balance 90+ days	Number of Clubs in Status Quo	% Status Quo Clubs in Financial Suspension	Number of Cancelled Clubs	Average Cancelled Club Age	Members Lost Due to Cancellation	% of Clubs Cancelled for Non-Financial Reasons
62	4	7	-3	2,471	419	406	13	0.53%	2,199	40	18%	53%	3%	27%	0	0%	7	10	168	0%

* - P - Priority Club. Cancellation Reasons: 1-Objectives/conduct, 2-Non-active club, 5-Non-existing club, 6-Disbanding, 7-Merger, 8-Financial Suspension, 9-District/Multiple District Dues.

** - Abbreviation: P-President, S-Secretary, T-Treasurer, M-Member Chairperson, VP-First Vice President, MC-Communications Chairperson, SC-Service Chairperson

*** - Abbreviation: N/R - Never reported using the Lions Clubs website, N/A - Not applicable, No password registered for the Lions Clubs website.

**** - Abbreviation: N - New, IP - Immediate Past, R - Repeat.



Club Health Assessment for District 316 B through March 2025

			Status	Membership							Reports					Finance		LCIF
Club Number	Club Name	Charter Date		Current Member Count	YTD Members Added	YTD Members Dropped	YTD Net Growth	YTD Net Growth%	Member Count 12 Months Ago	Avg. length of service for dropped members	Months Since Last MMR ***	Yrs. Since Last Officer Report	President Rotation	Vice President Reported ****	Months Since Last Activity Report ***	Account Balance	Donations for current Fiscal Year	
			Number of times on status quo within last two years	If below 15 members appears				If net loss is greater than 20% appears			If no report in 3 months appears in	When more than one year appears in	Number of repeat terms	Notes the officers that do not have an active	If no report at 12 months red			
Clubs less than two years old																		
174964	Gangavaram	08/05/2024	Active	20	20	0	20	100.00%	0		7			M,VP,SC	5	90+ Days	\$1,018.27	
156628	Geddanapalli	11/10/2023	Cancelled(8*)	0	0	20	-20	-100.00%	20	1	11	1	None	P,S,T,M,VP SC	12	90+ Days		
156962	Kakinada Sahasra	02/23/2024	Active	23	3	0	3	15.00%	20		4		2	R	2			
179562	Kakinada Sahrudaya	12/31/2024	Newly Chartered	20	20	0	20	100.00%	0		3			M,VP,SC	N/A			
174835	Kakinada Shreyas	07/19/2024	Active(1)	29	29	0	29	100.00%	0		5			N	SC	5		90+ Days
175623	Kakinada Sreekaram	07/22/2024	Active	21	21	0	21	100.00%	0		7			N	M,SC	N/A		90+ Days
172321	PITHAPURAM SRI PADHA SRI VALLABHA	06/28/2024	Active	20	0	0	0	0.00%	0		9		None	P,S,T,M,VP SC	N/A	90+ Days		
154126	Rajahmundry Vajram	06/12/2023	Active	12	0	0	0	0.00%	20		9			M,VP,SC	21			
179287	Rajamahendravaram Konthamuru Shanmukha	10/25/2024	Active	20	20	0	20	100.00%	0		5			M,VP,SC	0	90+ Days		
157354	Ramachandrapuram Vikas	04/03/2024	Active	20	0	0	0	0.00%	0		12		None	P,S,T,M,VP SC	N/R	90+ Days		
172041	RAVULAPALEM	06/07/2024	Active(1)	21	0	0	0	0.00%	0		9		None	P,S,T,M,VP SC	N/R	90+ Days		
172410	Venkata Krishna Raya Puram	06/28/2024	Active	14	0	6	-6	-30.00%	0	1	3		2	M,VP,SC	6			
175549	Yanam Kanakalapeta	07/24/2024	Active	20	20	0	20	100.00%	0		8			N	N/A	90+ Days		
154125	Yanam Pillaraya	04/14/2023	Active(1)	18	3	4	-1	-5.26%	20	1	3			R	SC	6		
Clubs more than two years old																		
26516	AMALAPURAM	01/25/1969	Active	79	8	5	3	3.95%	77	1	3			N	T,M,VP,SC	6	\$2,018.57	
Exc Award (06/30/2017)																		
136337	AMALAPURAM GOLD	11/08/2018	Active(1)	14	0	0	0	0.00%	14		11		4	N	19	90+ Days		
124625	Amalapuram Konaseema	04/13/2015	Active	20	3	3	0	0.00%	20	9	3			P,S,M,VP	2			
62727	AMALAPURAM VASISTA	01/18/2000	Active	34	1	2	-1	-2.86%	35	3	1			N	P	4		
Exc Award (06/30/2017)																		
128656	Bommuru Centennial	08/29/2016	Active	23	8	0	8	53.33%	15		1			M,VP,SC	0			
63078	DOWLAISWARAM	04/13/2000	Active	12	0	3	-3	-20.00%	16	20	3		None	P,M,VP,SC	0			



Club Health Assessment for District 316 B through March 2025

Club Number	Club Name	Charter Date	Status	Membership							Reports					Finance	LCIF
				Current Member Count	YTD Members Added	YTD Members Dropped	YTD Net Growth	YTD Net Growth%	Member Count 12 Months Ago	Avg. length of service for dropped members	Months Since Last MMR ***	Yrs. Since Last Officer Report	President Rotation	Vice President Reported ****	Months Since Last Activity Report ***	Account Balance	Donations for current Fiscal Year
			Number of times on status quo within last two years	If below 15 members appears				If net loss is greater than 20% appears			If no report in 3 months appears	When more than one year appears in	Number of repeat terms	Notes the officers that do not have an active	If no report at 12 months red		
84906	GOLLALA MAMIDADA SREE SURYA	02/24/2005	Active	47	4	2	2	4.44%	63	4	8		3	R	0		
130269	Gollapalem	03/06/2017	Active(1)	21	2	1	1	5.00%	19	3	0		2	R	0		
30086	JAGGAMPETA	12/30/1974	Active	22	7	0	7	46.67%	13		0			R	2		
26537	KAKINADA	05/23/1964	Active	122	6	3	3	2.52%	122	15	0			N	7		\$3,074.82
	Exc Award (06/30/2023)																
78592	KAKINADA CITY	03/24/2004	Active	19	7	0	7	58.33%	18		8				18	90+ Days	
	Exc Award (06/30/2022, 06/30/2023)																
122555	Kakinada Elite	06/20/2014	Active	52	6	2	4	8.33%	51	5	0			R	1		\$1,078.28
	Exc Award (06/30/2022)																
149628	Kakinada Friends	02/07/2022	Active	15	0	3	-3	-16.67%	25	3	4		2		11		\$110.03
118879	KAKINADA GEMS	03/01/2013	Active	43	10	3	7	19.44%	35	7	0			N	3		\$2,036.54
150750	Kakinada Gold	06/13/2022	Active	15	4	0	4	36.36%	14		2				8		\$2,036.54
120723	Kakinada Golden Jubilee	11/13/2013	Active	27	3	1	2	8.00%	29	0	5				2		\$2,019.76
123736	Kakinada Manam	12/03/2014	Active	23	10	4	6	35.29%	16	2	0				2		\$1,018.27
109158	KAKINADA MYTHRI	09/01/2010	Active	29	1	0	1	3.57%	25		2			N	8		
	Exc Award (06/30/2022)																
106865	KAKINADA PROFESSIONAL	11/05/2009	Active	37	4	2	2	5.71%	42	3	7		3		4		
67598	KAKINADA PUSHKAR	03/25/2003	Active	25	5	0	5	25.00%	21		3			N	6		\$50.01
122911	Kakinada Sakhi	08/11/2014	Active	22	4	0	4	22.22%	19		6			N	8		\$3,054.81
148208	Kakinada Sankalp	09/27/2021	Active	136	61	0	61	81.33%	60		0			N	1		\$16,402.27
	Exc Award (06/30/2024)																
108399	KAKINADA SPANDANA	05/20/2010	Active	8	0	0	0	0.00%	7		9			R	2		
	Exc Award (06/30/2018)																
124613	Kakinada Stars	04/13/2015	Active	30	8	1	7	30.43%	23	3	0			N	2		\$1,028.27
	Exc Award (06/30/2022)																
83064	KAKINADA TOWN	06/30/2004	Active(2)	6	0	0	0	0.00%	6		16		7		3		
78088	KAKINADA VISION	01/14/2004	Active	30	4	0	4	15.38%	29		0		2	N	0		




Club Health Assessment for District 316 B through March 2025

			Status	Membership							Reports					Finance		LCIF
Club Number	Club Name	Charter Date		Current Member Count	YTD Members Added	YTD Members Dropped	YTD Net Growth	YTD Net Growth%	Member Count 12 Months Ago	Avg. length of service for dropped members	Months Since Last MMR ***	Yrs. Since Last Officer Report	President Rotation	Vice President Reported ****	Months Since Last Activity Report ***	Account Balance	Donations for current Fiscal Year	
			Number of times on status quo within last two years	If below 15 members appears				If net loss is greater than 20% appears			If no report in 3 months appears in	When more than one year appears in	Number of repeat terms	Notes the officers that do not have an active	If no report at 12 months red			
Exc Award (06/30/2022, 06/30/2023)																		
136305	Kapulapalem Gold	09/14/2018	Active	28	3	0	3	12.00%	25		8			N	P,T,M,VP,SC	1		
110842	KOMARIPALEM TOSSIPUDI	04/25/2011	Cancelled(8*)	0	0	4	-4	-100.00%	4	14	3	1	None		P,S,T,M,VP SC	24+	90+ Days	
110502	KOTHAPETA	03/03/2011	Active	6	0	0	0	0.00%	6		12		15		S,T,M,VP,SC	24+		
26545	MANDAPETA	01/15/1973	Active	53	4	0	4	8.16%	48		6				T,M,VP,SC	0		
Exc Award (06/30/2023)																		
123348	Muramalla	10/13/2014	Active	15	0	0	0	0.00%	15		9			N	T,VP	0		
26559	PITHAPURAM	01/16/1973	Active	11	0	0	0	0.00%	11		10		5		M,VP,SC	7	\$11.98	
59009	RAJAHMUNDRY ADARSHA	01/13/1997	Active	8	0	0	0	0.00%	10		9				M,VP,SC	24+		
129457	Rajahmundry Centennial Power	11/18/2016	Active	70	20	0	20	40.00%	52		2			N	P,S,T,M,SC	0	\$10.18	
Exc Award (06/30/2023)																		
41092	RAJAHMUNDRY GODAVARI	03/08/1982	Active	61	7	4	3	5.17%	61	10	0			N	T,M,SC	5	\$1,072.11	
Exc Award (06/30/2017, 06/30/2018, 06/30/2020)																		
153504	Rajahmundry Kadium Horticulture	03/01/2023	Active(1)	29	0	0	0	0.00%	29		9			N	T	N/R	90+ Days	
62188	RAJAHMUNDRY MAHILA	06/22/1999	Active	79	9	1	8	11.27%	68	0	0			R	SC	1		
Exc Award (06/30/2017, 06/30/2018, 06/30/2020)																		
78408	RAJAHMUNDRY MYTHRI	03/10/2004	Active	24	1	7	-6	-20.00%	37	3	2		2		T,M,VP,SC	2	90+ Days	
Exc Award (06/30/2023)																		
153078	Rajahmundry Officials	12/06/2022	Active	26	0	0	0	0.00%	26		12				M,VP,SC	4	90+ Days	
89255	RAJAHMUNDRY RAINBOW	09/09/2005	Active(1)	14	0	3	-3	-17.65%	17	7	3		3	N	M,SC	3	90+ Days	
60109	RAJAHMUNDRY RURAL	11/17/1997	Active	40	0	0	0	0.00%	38		9		2		P,M,VP,SC	2		
66378	RAJAHMUNDRY SAMSKRUTHI	06/28/2002	Active	21	4	0	4	23.53%	20		0			N	M,SC	5		
152721	Rajahmundry Sanghamitra	11/01/2022	Cancelled(8*)	0	0	8	-8	-100.00%	14	2	6		None		P,S,T,M,VP SC	16	90+ Days	
26562	RAJAMAHENDRAVARAM	11/12/1963	Active	95	11	30	-19	-16.67%	111	2	2			R	SC	0	\$3,184.61	
Exc Award (06/30/2017, 06/30/2018, 06/30/2020)																		
136360	Rajamahendravaram Gowthami	10/16/2018	Cancelled(7*)	0	0	0	0	0.00%	0		14	1	None		P,S,T,M,VP SC	23		



Club Health Assessment for District 316 B through March 2025

			Status	Membership						Reports					Finance	LCIF	
Club Number	Club Name	Charter Date		Current Member Count	YTD Members Added	YTD Members Dropped	YTD Net Growth	YTD Net Growth%	Member Count 12 Months Ago	Avg. length of service for dropped members	Months Since Last MMR ***	Yrs. Since Last Officer Report	President Rotation	Vice President Reported ****	Months Since Last Activity Report ***	Account Balance	Donations for current Fiscal Year
			Number of times on status quo within last two years	If below 15 members appears				If net loss is greater than 20% appears			If no report in 3 months appears in	When more than one year appears in	Number of repeat terms	Notes the officers that do not have an active	If no report at 12 months appears in red		
26565	RAMACHANDRAPURAM	01/30/1973	Active	20	0	0	0	0.00%	18		9	1	None	P,S,T,M,VP SC	14		\$10.78
62873	SAMALKOT-SRIBHIMESWARA	03/03/2000	Active	89	11	0	11	14.10%	76		8			R	S,T,M,VP	2	\$1,028.27
	Exc Award (06/30/2023)																
63197	TALLAREVU	05/17/2000	Active	78	7	0	7	9.86%	70		2			R	P,T	2	\$7,020.04
	Exc Award (06/30/2018, 06/30/2023)																
116483	THURANGI	04/30/2012	Active(1)	11	0	2	-2	-15.38%	13	13	3			R	T,M,VP,SC	8	
84889	UPPADA KOTHAPALLI	02/22/2005	Active	10	0	0	0	0.00%	11		9		7		S,M,VP,SC	24+	
93625	VELANGI	01/12/2006	Active	9	0	0	0	0.00%	9		12				P,M,VP,SC	19	
62007	YANAM	05/20/1999	Active	48	10	0	10	26.32%	38		8		2	R	S,T,M,VP,SC	7	\$2,036.54
	Exc Award (06/30/2017)																

Clubs Cancelled Previous Fiscal Year – Clubs Cancelled within last 12 months may be reinstated

Club Number	Club Name	Charter Date	Current Status*	Cancellation Date
149505	Anaparthi	02/14/2022	Cancelled(8*)	12/29/2023
136280	Kakinada Diamonds	09/14/2018	Cancelled(6*)	07/29/2023
142078	Rajahmundry Snehiitha	07/07/2020	Cancelled(8*)	12/29/2023
148664	Rajahmundry Swarna Manjeera	11/17/2021	Cancelled(6*)	07/29/2023
136941	Rajamahendravaram Swarnandhra	12/12/2018	Cancelled(6*)	07/29/2023
151439	Unduru	06/21/2022	Cancelled(8*)	08/29/2023

Current Total Clubs Count	YTD New Clubs Count	YTD Cancelled Clubs Count	YTD Net Club Gain	Current Total Members Count	YTD Add	YTD Drop	YTD Net Growth	YTD Net Growth %	Member Count 12 Months Ago	Average Member Count Per Club	% of Clubs with less than 20 members	% No MMR in 3 Months	% No Officer Report in 12 Months	% of Clubs with balance 90+ days	Number of Clubs in Status Quo	% Status Quo Clubs in Financial Suspension	Number of Cancelled Clubs	Average Cancelled Club Age	Members Lost Due to Cancellation	% of Clubs Cancelled for Non-Financial Reasons
62	6	4	2	2,014	389	124	265	15.15%	1,721	32	29%	68%	2%	23%	0	0%	4	10	32	-50%

* - P - Priority Club. Cancellation Reasons: 1-Objectives/conduct, 2-Non-active club, 5-Non-existing club, 6-Disbanding, 7-Merger, 8-Financial Suspension, 9-District/Multiple District Dues.

** - Abbreviation: P-President, S-Secretary, T-Treasurer, M-Member Chairperson, VP-First Vice President, MC-Communications Chairperson, SC-Service Chairperson

*** - Abbreviation: N/R - Never reported using the Lions Clubs website, N/A - Not applicable, No password registered for the Lions Clubs website.

**** - Abbreviation: N - New, IP - Immediate Past, R - Repeat.




Club Health Assessment for District 316 D through March 2025

Club Number	Club Name	Charter Date	Status	Membership							Reports					Finance	LCIF
				Current Member Count	YTD Members Added	YTD Members Dropped	YTD Net Growth	YTD Net Growth%	Member Count 12 Months Ago	Avg. length of service for dropped members	Months Since Last MMR ***	Yrs. Since Last Officer Report	President Rotation	Vice President Reported ****	Months Since Last Activity Report ***	Account Balance	Donations for current Fiscal Year
			Number of times on status quo within last two years	If below 15 members appears				If net loss is greater than 20% appears			If no report in 3 months appears	When more than one year appears in	Number of repeat terms	Notes the officers that do not have an active	If no report at 12 months red		
Clubs less than two years old																	
156718	Gunadala Almighty	11/21/2023	Active	25	11	2	9	56.25%	21	1	3		2	N	M,VP	4	90+ Days
180380	Kaikaluru Maguva	01/23/2025	Newly Chartered	21	21	0	21	100.00%	0		0				M,VP,SC	1	
172360	Kaikaluru Sree Syamala	06/27/2024	Active	20	0	0	0	0.00%	0		9		None		P,S,T,M,VP SC	7	90+ Days
157658	Patamata Haritha Vidhya Gold	04/10/2024	Cancelled(8*)	0	1	19	-18	-100.00%	0	1	0		None		P,S,T,M,VP SC	4	90+ Days
157130	Tadigadapa Sai Nagar	01/29/2024	Active	20	5	1	4	25.00%	20	1	1				P,T,M,VP,SC	7	
172219	Vijayawada Aadya	06/27/2024	Cancelled(8*)	0	0	20	-20	-100.00%	0	1	0		None		P,S,T,M,VP SC	4	90+ Days
157042	Vijayawada Annapurna	01/03/2024	Cancelled(8*)	0	0	20	-20	-100.00%	20	1	10		None		P,S,T,M,VP SC	N/A	90+ Days
154477	Vijayawada Autonagar Gems	06/08/2023	Active	16	0	5	-5	-23.81%	21	2	3			N	P,S,T,M,VP SC	8	90+ Days
155544	Vijayawada Geetanjali	09/25/2023	Active(1)	11	1	7	-6	-35.29%	20	1	3		2		M,VP,SC	7	
156620	Vijayawada Helping Hands	12/28/2023	Active(1)	4	0	6	-6	-60.00%	20	1	3		2		T,VP,SC	7	
153762	Vijayawada Jewels	06/19/2023	Cancelled(8*)	0	0	4	-4	-100.00%	20	2	9		None		P,S,T,M,VP SC	7	90+ Days
180755	Vijayawada Sthotra	03/04/2025	Newly Chartered	20	20	0	20	100.00%	0		0			N	M,SC	0	
172227	Vijayawada VRK Champion	06/27/2024	Cancelled(8*)	0	0	20	-20	-100.00%	0	1	0		None		P,S,T,M,VP SC	4	90+ Days
176355	Vijayawada VRK Nagar Spark	08/21/2024	Active	20	20	0	20	100.00%	0		4				M,VP,SC	4	
Clubs more than two years old																	
42900	BEZWADA	06/22/1983	Active	17	2	0	2	13.33%	15		8		2	R	P,M,VP,SC	5	
	Exc Award (06/30/2022)																
109368	BEZWADA ENGINEERS	09/29/2010	Active	12	1	1	0	0.00%	19	1	3		2	N	M,SC	5	
63580	BEZWADA MANAVATHA	09/20/2000	Active	10	0	0	0	0.00%	17		10			R	S,T,VP,SC	7	
144088	Bhavanipuram Vijetha	12/23/2020	Cancelled(8*)	0	0	4	-4	-100.00%	15	4	9		None		P,S,T,M,VP SC	7	90+ Days
59439	CHALLAPALLI VRK NAGAR	04/25/1997	Active	44	8	0	8	22.22%	38		0			N	VP,SC	0	\$104.22
92338	GANNAVARAM	12/16/2005	Active(1)	9	0	0	0	0.00%	12		9			N	P,S,T,VP,SC	7	
144055	Gannavaram YNR Charities	12/23/2020	Cancelled(8*)	0	0	22	-22	-100.00%	22	4	0		None		P,S,T,M,VP SC	7	90+ Days



Club Health Assessment for District 316 D through March 2025

			Status	Membership							Reports					Finance	LCIF
Club Number	Club Name	Charter Date		Current Member Count	YTD Members Added	YTD Members Dropped	YTD Net Growth	YTD Net Growth%	Member Count 12 Months Ago	Avg. length of service for dropped members	Months Since Last MMR ***	Yrs. Since Last Officer Report	President Rotation	Vice President Reported ****	Months Since Last Activity Report ***	Account Balance	Donations for current Fiscal Year
			Number of times on status quo within last two years	If below 15 members appears				If net loss is greater than 20% appears			If no report in 3 months appears in	When more than one year appears in	Number of repeat terms	Notes the officers that do not have an active	If no report at 12 months appears in red		
119768	Garikaparru	06/25/2013	Active	11	0	6	-6	-35.29%	15	6	5			S,M,VP,SC	7	90+ Days	
102986	GOLLAPUDI KEERTHI	06/30/2008	Active	16	1	0	1	6.67%	12		7			T,VP	8		
	Exc Award (06/30/2021, 06/30/2022)																
32478	GUDIVADA	06/23/1976	Active	99	8	0	8	8.79%	107		4		N	T,M	6		\$1,006.29
	Exc Award (06/30/2024)																
61419	GUDIVADA PRAGATHI	01/04/1999	Active	53	3	2	1	1.92%	48	14	1		N	P,T,VP,SC	8		\$1,203.05
	Exc Award (06/30/2023, 06/30/2024)																
67261	GUDIVADA SANGAMITRA	02/11/2003	Active	13	1	1	0	0.00%	15	0	1		N	S,T,VP,SC	8		\$51.51
76033	GUDLAVALLERU	06/30/2003	Active	114	5	0	5	4.59%	127		5		N	P,S,T,M,SC	8		\$101.83
	Exc Award (06/30/2022)																
37012	HANUMAN JUNCTION	04/23/1979	Active	51	1	5	-4	-7.27%	60	9	0		N	P,T	0		\$2,036.54
142522	Hanuman Junction Asha Jyothi Global	10/12/2020	Cancelled(8*)	0	0	8	-8	-100.00%	25	6	6		None	P,S,T,M,VP SC	8	90+ Days	
103839	HANUMAN JUNCTION GLOBAL	11/03/2008	Active	17	3	9	-6	-26.09%	37	9	4			S,T,M,VP,SC	8		
	Exc Award (06/30/2021)																
48139	JAGGAIAHPET	02/02/1988	Active	30	1	2	-1	-3.23%	31	3	4		N	T,M	8		\$1,118.25
	Exc Award (06/30/2021, 06/30/2024)																
97510	KANCHIKACHERLA	06/30/2006	Active(1)	22	0	0	0	0.00%	21		9		2	R P,S,T,M,VP SC	7		
42490	KANKIPADU	03/23/1983	Active	23	4	2	2	9.52%	21	12	0		R		8		
	Exc Award (06/30/2021, 06/30/2024)																
120494	Kapileswarapuram	10/08/2013	Active(2)	5	0	0	0	0.00%	5		8		3	P,M,VP,SC	19	90+ Days	
64173	KODURU DIVISEEMA	04/18/2001	Active	10	0	0	0	0.00%	8		9		8	S,M,VP,SC	7	90+ Days	
105713	KONDAPALLI INDUSTRIAL PARK	06/22/2009	Active	22	0	2	-2	-8.33%	25	0	3		3	S,T,M,VP,SC	7		
47338	KONDAPALLY	05/18/1987	Active	34	5	1	4	13.33%	32	38	3		R	VP,SC	7		
26547	MACHILIPATNAM	10/03/1962	Active(1)	23	0	1	-1	-4.17%	23	6	4		2	R M,VP,SC	7		
	Exc Award (06/30/2024)																
88091	MUDINEPALLI	05/10/2005	Active	24	0	5	-5	-17.24%	30	17	3		2	P,T,M,VP,SC	7		
38752	MYLAVARAM	06/16/1980	Active	128	4	0	4	3.23%	138		0		R	T,VP,SC	8		



Club Health Assessment for District 316 D through March 2025

Club Number	Club Name	Charter Date	Status	Membership							Reports					Finance	LCIF
				Current Member Count	YTD Members Added	YTD Members Dropped	YTD Net Growth	YTD Net Growth%	Member Count 12 Months Ago	Avg. length of service for dropped members	Months Since Last MMR ***	Yrs. Since Last Officer Report	President Rotation	Vice President Reported ****	Months Since Last Activity Report ***	Account Balance	Donations for current Fiscal Year
			Number of times on status quo within last two years	If below 15 members appears				If net loss is greater than 20% appears			If no report in 3 months appears in	When more than one year appears in	Number of repeat terms	Notes the officers that do not have an active	If no report at 12 months red		
35882	NANDIGAMA	06/13/1978	Active	45	1	1	0	0.00%	50	14	1			N	T,M,VP	5	\$200.06
143964	Narasimha Rao Palem Platinum	12/17/2020	Active	7	0	0	0	0.00%	7		10		2	R	T,M,VP,SC	8	
56627	NUZVID GREATER	03/06/1995	Active	39	5	0	5	14.71%	41		2		2	R	T,VP,SC	8	
	Exc Award (06/30/2020)																
38385	PAMARRU	04/24/1980	Active(2)	22	0	0	0	0.00%	18		9				P,S,M,VP,SC	7	90+ Days
84912	PATAMATA PRABHAV GOLD	02/24/2005	Active	71	11	13	-2	-2.74%	96	5	0				S,T,M,VP,SC	7	\$1,018.27
	Exc Award (06/30/2021)																
105142	TELAPROLU	04/17/2009	Active	4	0	0	0	0.00%	4		13				S,T,M,VP	7	
52912	TIRUVURU	04/14/1992	Active	46	6	1	5	12.20%	41	33	0			R	T,M,VP	0	\$101.83
	Exc Award (06/30/2021)																
102968	VANUKURU	06/30/2008	Active	18	2	0	2	12.50%	15		8		2	N	S,T,M,VP,SC	8	90+ Days
26577	VIJAYAWADA	12/23/1958	Active	61	11	3	8	15.09%	62	35	0			R	M,SC	4	\$1,169.19
	Exc Award (06/30/2022)																
104281	VIJAYAWADA RURAL GOLD	01/05/2009	Cancelled(8*)	0	0	17	-17	-100.00%	18	15	3		None		P,S,T,M,VP SC	19	90+ Days
89109	VIJAYAWADA ANJALI	08/16/2005	Active(2)	23	0	7	-7	-23.33%	26	1	3				P,S,T,M,VP SC	7	\$479.18
	Exc Award (06/30/2024)																
100325	VIJAYAWADA AUTO NAGAR	10/04/2007	Active(1)	8	0	0	0	0.00%	24		10				P,T,M,VP,SC	8	
135595	Vijayawada Central	07/09/2018	Active	19	3	0	3	18.75%	17		6		2	N		7	
	Exc Award (06/30/2020)																
142345	Vijayawada Chunduru Venkata Reddy	07/28/2020	Active	27	5	6	-1	-3.57%	27	3	3			N	M,VP	0	\$1,120.10
	Exc Award (06/30/2023, 06/30/2024)																
84083	VIJAYAWADA DIAMONDS	09/01/2004	Active	28	3	0	3	12.00%	38		2			R	S,T	8	\$2,053.91
	Exc Award (06/30/2020, 06/30/2021)																
152749	Vijayawada Divi Friend Circle	03/01/2023	Cancelled(8*)	0	12	22	-10	-100.00%	15	2	3		None		P,S,T,M,VP SC	8	90+ Days
67135	VIJAYAWADA DURGA TEJA	01/21/2003	Active(1)	15	2	1	1	7.14%	15	13	3			N	P,M,VP,SC	8	\$1,018.27
34792	VIJAYAWADA EAST	12/06/1977	Active	66	0	6	-6	-8.33%	79	9	3		2	N	M,VP,SC	8	
	Exc Award (06/30/2022)																



Club Health Assessment for District 316 D through March 2025

			Status	Membership							Reports					Finance		LCIF
Club Number	Club Name	Charter Date		Current Member Count	YTD Members Added	YTD Members Dropped	YTD Net Growth	YTD Net Growth%	Member Count 12 Months Ago	Avg. length of service for dropped members	Months Since Last MMR ***	Yrs. Since Last Officer Report	President Rotation	Vice President Reported ****	Months Since Last Activity Report ***	Account Balance	Donations for current Fiscal Year	
			Number of times on status quo within last two years	If below 15 members appears				If net loss is greater than 20% appears			If no report in 3 months appears in	When more than one year appears in	Number of repeat terms	Notes the officers that do not have an active	If no report at 12 months appears in red			
97821	VIJAYAWADA EAST GEMS	10/16/2006	Active	29	1	3	-2	-6.45%	30	8	1			N	VP,SC	7	\$1,120.10	
136375	Vijayawada East Greater Exc Award (06/30/2020)	10/09/2018	Cancelled(8*)	0	0	25	-25	-100.00%	27	6	0		None		P,S,T,M,VP SC	8	90+ Days	
66882	VIJAYAWADA EAST IMPACT Exc Award (06/30/2021, 06/30/2023, 06/30/2024)	11/22/2002	Active	60	6	0	6	11.11%	46		3			N		2	\$3,018.89	
107970	VIJAYAWADA EAST SPOORTHY Exc Award (06/30/2021, 06/30/2022)	04/19/2010	Active	21	2	0	2	10.53%	21		2		2	N	P,T,M,VP	7	\$1,120.10	
77928	VIJAYAWADA ELITE	12/10/2003	Active	16	3	1	2	14.29%	11	1	5				S,T,M,VP,SC	7		
77713	VIJAYAWADA EXCELLENCE Exc Award (06/30/2022)	10/23/2003	Active	10	0	0	0	0.00%	22		10		3	N	P,T,M,VP,SC	8		
152088	Vijayawada Fine Arts	08/31/2022	Cancelled(8*)	0	2	23	-21	-100.00%	20	1	0		None		P,S,T,M,VP SC	7	90+ Days	
55746	VIJAYAWADA GALAXY	05/23/1994	Active	17	3	2	1	6.25%	22	4	0				S,M,VP,SC	7		
142515	Vijayawada Global Doctors	09/03/2020	Active	9	1	0	1	12.50%	29		6				T,M,VP,SC	8		
144477	Vijayawada Goseva	12/29/2020	Active(1)	4	0	0	0	0.00%	5		9		5		T,M,VP,SC	20	90+ Days	
61484	VIJAYAWADA IMAGE Exc Award (06/30/2021, 06/30/2022, 06/30/2024)	02/03/1999	Active	32	1	0	1	3.23%	28		2			N	VP	3	\$257.57	
105889	VIJAYAWADA JAIJAWAN	06/22/2009	Active	3	0	3	-3	-50.00%	6	9	5		None		P,S,M,VP,SC	8	\$201.26	
122393	Vijayawada Jawahar Autonagar Exc Award (06/30/2020)	06/16/2014	Active	17	0	0	0	0.00%	17		10			R	P,VP,SC	8		
50132	VIJAYAWADA JUBILEE Exc Award (06/30/2020, 06/30/2021, 06/30/2024)	01/22/1990	Active	117	27	1	26	28.57%	102	16	0			N	T	4	\$2,035.45	
107973	VIJAYAWADA JUBILEE HARITHA	04/19/2010	Active	21	6	0	6	40.00%	18		6			N	SC	0		
144288	Vijayawada Jubilee Sun Shine	12/28/2020	Active	22	1	2	-1	-4.35%	26	2	3			N	S,VP,SC	0		
150155	Vijayawada Loyals	03/14/2022	Active(1)	28	12	4	8	40.00%	0	1	0			N	P,T,SC	7		
59886	VIJAYAWADA MAHANAGAR	07/30/1997	Active	36	9	5	4	12.50%	31	13	3			N	VP	8	\$2,036.54	
57541	VIJAYAWADA MEDICA Exc Award (06/30/2023)	11/16/1995	Active	44	9	0	9	25.71%	36		0			N	S,M,SC	0	\$1,221.93	



Club Health Assessment for District 316 D through March 2025

			Status	Membership							Reports					Finance		LCIF
Club Number	Club Name	Charter Date		Current Member Count	YTD Members Added	YTD Members Dropped	YTD Net Growth	YTD Net Growth%	Member Count 12 Months Ago	Avg. length of service for dropped members	Months Since Last MMR ***	Yrs. Since Last Officer Report	President Rotation	Vice President Reported ****	Months Since Last Activity Report ***	Account Balance	Donations for current Fiscal Year	
			Number of times on status quo within last two years	If below 15 members appears				If net loss is greater than 20% appears			If no report in 3 months appears in	When more than one year appears in	Number of repeat terms	Notes the officers that do not have an active	If no report at 12 months appears in red			
58871	VIJAYAWADA MEGA CITY Exc Award (06/30/2024)	11/18/1996	Active	28	1	0	1	3.70%	24		6			N	6		\$2,024.56	
119237	VIJAYAWADA MEGACITY MYTHRI	04/29/2013	Active	17	0	2	-2	-10.53%	21	1	3			R	S,T,VP	8		
111329	VIJAYAWADA PARADISE Exc Award (06/30/2022, 06/30/2023)	06/10/2011	Active	16	0	0	0	0.00%	16		13			N	T,VP	8		
135529	Vijayawada Raghavendra Exc Award (06/30/2021, 06/30/2023)	07/09/2018	Active(1)	22	3	0	3	15.79%	26		0			N	T,M,VP,SC	5	90+ Days	
26578	VIJAYAWADA RURAL Exc Award (06/30/2020, 06/30/2021)	08/30/1969	Active	135	24	9	15	12.50%	136	6	0			R	M	8	\$5,363.58	
63939	VIJAYAWADA SAMAIKYATHA	01/24/2001	Active	10	1	1	0	0.00%	12	1	2			N	VP	8		
63933	VIJAYAWADA SAMARASYA Exc Award (06/30/2022, 06/30/2023)	01/24/2001	Active	19	3	4	-1	-5.00%	20	2	3			N	S,VP,SC	8	\$53.91	
105911	VIJAYAWADA SANGAMAM Exc Award (06/30/2020, 06/30/2021, 06/30/2022)	06/22/2009	Active	31	1	0	1	3.33%	33		6			N	P,T,VP,SC	0	\$305.78	
63938	VIJAYAWADA SANGHATITHA Exc Award (06/30/2021)	01/24/2001	Active	10	0	2	-2	-16.67%	15	4	3			R	VP	8	90+ Days	
97495	VIJAYAWADA SMILES Exc Award (06/30/2021)	06/30/2006	Active	27	6	0	6	28.57%	29		0			N	P,S,VP	8	\$53.91	
101626	VIJAYAWADA SUPREME Exc Award (06/30/2020, 06/30/2022, 06/30/2023)	03/27/2008	Active	48	5	3	2	4.35%	48	5	3			N		3	\$3,263.26	
64329	VIJAYAWADA VAIBHAV Exc Award (06/30/2021, 06/30/2023, 06/30/2024)	05/22/2001	Active	28	6	0	6	27.27%	22		0		2		S,M,VP,SC	8	\$5,091.33	
152776	Vijayawada Vaibhavam Masters	02/27/2023	Active(1)	18	0	0	0	0.00%	19		13			N	M,VP	8		
44682	VIJAYAWADA VELAGAPUDI RAM NAGA Exc Award (06/30/2020, 06/30/2022)	02/13/1985	Active	45	0	0	0	0.00%	51		9				P,S,M,VP,SC	8		
99873	VIJAYAWADA VICTORY	06/29/2007	Active	13	0	0	0	0.00%	11		9		3		P,M,VP,SC	7		
57573	VIJAYAWADA VIDYADHARA	11/16/1995	Active	37	5	9	-4	-9.76%	48	6	3			N	T	8		



Club Health Assessment for District 316 D through March 2025

			Status	Membership							Reports					Finance		LCIF
Club Number	Club Name	Charter Date		Current Member Count	YTD Members Added	YTD Members Dropped	YTD Net Growth	YTD Net Growth%	Member Count 12 Months Ago	Avg. length of service for dropped members	Months Since Last MMR ***	Yrs. Since Last Officer Report	President Rotation	Vice President Reported ****	Months Since Last Activity Report ***	Account Balance	Donations for current Fiscal Year	
			Number of times on status quo within last two years	If below 15 members appears				If net loss is greater than 20% appears			If no report in 3 months appears in	When more than one year appears in	Number of repeat terms	Notes the officers that do not have an active	If no report at 12 months appears in red			
55460	VIJAYAWADA VIJETHA	03/24/1994	Active	38	2	0	2	5.56%	37		1			N	VP,SC	0	\$1,394.43	
	Exc Award (06/30/2020, 06/30/2024)																	
130092	Vijayawada Vijetha Saryu	03/15/2017	Active	39	9	5	4	11.43%	45	2	0			N	M,VP	7		
	Exc Award (06/30/2020, 06/30/2021, 06/30/2024)																	
153735	Vijayawada Virat	03/09/2023	Active	22	2	6	-4	-15.38%	27	1	1			N	M,SC	1	\$167.72	
	Exc Award (06/30/2023, 06/30/2024)																	
62277	VIJAYAWADA VISION	07/20/1999	Active(1)	21	0	1	-1	-4.55%	22	4	3				P,T,M,VP,SC	7		
	Exc Award (06/30/2022, 06/30/2023)																	
56306	VIJAYAWADA VRK NAGAR MAHILA	12/05/1994	Active	30	2	4	-2	-6.25%	33	17	3			N	T,SC	0	\$2,899.08	
	Exc Award (06/30/2020, 06/30/2022, 06/30/2024)																	
111486	VIJAYAWADA VRK NAGAR UNIQUE	06/24/2011	Active	54	5	8	-3	-5.26%	57	2	2			R	P,S,M,VP,SC	7	\$1,114.28	
	Exc Award (06/30/2020, 06/30/2021, 06/30/2024)																	
58753	VIJAYAWADA VRK NAGAR-VANIJYA	10/02/1996	Active	16	0	0	0	0.00%	21		9		2	R	P	7		
77893	VIJAYAWADA VRK SANKETHIKA	12/01/2003	Cancelled(8*)	0	0	88	-88	-100.00%	88	7	13	1	None		P,S,T,M,VP SC	20	90+ Days	
	Exc Award (06/30/2021)																	
58872	VIJAYAWADA WEST	11/18/1996	Active	12	0	0	0	0.00%	12		12			N	M,SC	6		
42623	VISSANNAPETA	04/04/1983	Active	67	4	0	4	6.35%	63		7			N	T,M,VP,SC	1		
	Exc Award (06/30/2020, 06/30/2023)																	
97496	VUYYURU	06/30/2006	Active(1)	49	1	0	1	2.08%	51		7				T,M,VP,SC	4	90+ Days	
	Exc Award (06/30/2024)																	
104174	VUYYURU AKSHARA	12/16/2008	Active(1)	6	0	0	0	0.00%	6		13		10		M,VP	8	90+ Days	
119742	Yakamuru	06/25/2013	Active(1)	23	0	0	0	0.00%	23		13		6	N	T,M,VP,SC	8		

Clubs Cancelled Previous Fiscal Year – Clubs Cancelled within last 12 months may be reinstated

Club Number	Club Name	Charter Date	Current Status*	Cancellation Date
144480	Kanuru Harsha	12/29/2020	Cancelled(8*)	02/29/2024



Club Health Assessment for District 316 D through March 2025

			Membership										Reports					Finance		LCIF
Club Number	Club Name	Charter Date		Current Member Count	YTD Members Added	YTD Members Dropped	YTD Net Growth	YTD Net Growth%	Member Count 12 Months Ago	Avg. length of service for dropped members	Months Since Last MMR ***	Yrs. Since Last Officer Report	President Rotation	Vice President Reported ****	Months Since Last Activity Report ***	Account Balance	Donations for current Fiscal Year			
			Number of times on status quo within last two years	If below 15 members appears				If net loss is greater than 20% appears			If no report in 3 months appears in	When more than one year appears in	Number of repeat terms	Notes the officers that do not have an active	If no report at 12 months appears in red					
104599	VIJAYAWADA EAST SAPPHIRE	02/02/2009	Cancelled(8*)	07/29/2023																
143867	Vijayawada Aathmeeya	12/29/2020	Cancelled(8*)	02/29/2024																
143246	Vijayawada Brundavan Greater	12/07/2020	Cancelled(8*)	12/29/2023																
143261	Vijayawada Family Greater	12/07/2020	Cancelled(8*)	12/29/2023																
153877	Vijayawada Gowthama Impact	04/03/2023	Cancelled(6*)	06/29/2024																
146755	Vijayawada Nandamurinagar	06/18/2021	Cancelled(8*)	01/29/2024																
144363	Vijayawada Pioneers Greater	12/29/2020	Cancelled(8*)	12/29/2023																
153763	Vijayawada Royal	04/03/2023	Cancelled(6*)	06/29/2024																
144370	Vijayawada Vidya Greater	12/29/2020	Cancelled(8*)	12/29/2023																
Current Total Clubs Count	YTD New Clubs Count	YTD Cancelled Clubs Count	YTD Net Club Gain	Current Total Members Count	YTD Add	YTD Drop	YTD Net Growth	YTD Net Growth %	Member Count 12 Months Ago	Average Member Count Per Club	% of Clubs with less than 20 members	% No MMR in 3 Months	% No Officer Report in 12 Months	% of Clubs with balance 90+ days	Number of Clubs in Status Quo	% Status Quo Clubs in Financial Suspension	Number of Cancelled Clubs	Average Cancelled Club Age	Members Lost Due to Cancellation	% of Clubs Cancelled for Non-Financial Reasons
93	3	13	-10	2,810	350	463	-113	-3.87%	3,166	30	39%	67%	0%	14%	0	0%	13	8	292	-62%

* - P - Priority Club. Cancellation Reasons: 1-Objectives/conduct, 2-Non-active club, 5-Non-existing club, 6-Disbanding, 7-Merger, 8-Financial Suspension, 9-District/Multiple District Dues.

** - Abbreviation: P-President, S-Secretary, T-Treasurer, M-Member Chairperson, VP-First Vice President, MC-Communications Chairperson, SC-Service Chairperson

*** - Abbreviation: N/R - Never reported using the Lions Clubs website, N/A - Not applicable, No password registered for the Lions Clubs website.

**** - Abbreviation: N - New, IP - Immediate Past, R - Repeat.



Club Health Assessment for District 316 G through March 2025

			Status	Membership							Reports					Finance		LCIF
Club Number	Club Name	Charter Date		Current Member Count	YTD Members Added	YTD Members Dropped	YTD Net Growth	YTD Net Growth%	Member Count 12 Months Ago	Avg. length of service for dropped members	Months Since Last MMR ***	Yrs. Since Last Officer Report	President Rotation	Vice President Reported ****	Months Since Last Activity Report ***	Account Balance	Donations for current Fiscal Year	
			Number of times on status quo within last two years	If below 15 members appears				If net loss is greater than 20% appears			If no report in 3 months appears in	When more than one year appears in	Number of repeat terms	Notes the officers that do not have appears in an active	If no report at 12 months red			
Clubs less than two years old																		
179329	Eluru Asram Campus	12/05/2024	Active	47	47	0	47	100.00%	0		1			M,VP,SC	N/R			
180260	Eluru Doctors Couples	01/09/2025	Newly Chartered	26	26	0	26	100.00%	0		1			N	T,M,SC	N/R		
172453	Eluru Melvin Jones	06/21/2024	Active	20	0	0	0	0.00%	0		9		None	P,S,T,M,VP SC	N/R			
180665	Eluru St Josephs Dental College Campus	03/17/2025	Newly Chartered	21	21	0	21	100.00%	0		0			M,VP,SC	N/R			
172319	Juttiga Uma Someswara	06/20/2024	Active	15	0	5	-5	-25.00%	0	1	2		2	T,M,VP,SC	N/A			
156500	Relangi	11/02/2023	Active	27	3	5	-2	-6.90%	30	1	3		2	R	T,SC	8	\$646.90	
Exc Award (06/30/2024)																		
156703	Tadepalligudem Abhayam	12/04/2023	Active	23	3	0	3	15.00%	20		7		2	M,VP	3			
156910	Tadepalligudem Kindness	12/18/2023	Active	30	4	7	-3	-9.09%	21	2	0		2	S,M,VP,SC	0			
172426	Tanuku Supraja	06/21/2024	Active	20	0	0	0	0.00%	0		8		2	N	4			
156834	Tanuku Ujwala	12/13/2023	Active	20	0	6	-6	-23.08%	24	1	3		2	R	M,VP,SC	6		
Exc Award (06/30/2024)																		
Clubs more than two years old																		
26515	AKIVIDU	06/07/1973	Active	121	1	6	-5	-3.97%	127	9	0			N	T,VP,SC	3	\$1,599.28	
Exc Award (06/30/2017, 06/30/2023)																		
115952	AKIVIDU ABHAYA	01/27/2012	Active	31	0	0	0	0.00%	35		0		2	N	S,T,VP	8		
Exc Award (06/30/2018, 06/30/2023)																		
106954	AKIVIDU ADARSA	12/08/2009	Active	116	12	11	1	0.87%	112	5	0			R	S,T	0	\$4,001.20	
Exc Award (06/30/2017, 06/30/2018, 06/30/20)																		
153819	Akividu Golden Aqua	03/08/2023	Active	22	0	0	0	0.00%	24		9			N	5			
64306	ATTILI	05/14/2001	Active	63	5	4	1	1.61%	62	12	2		2	N	SC	2	\$1,066.18	
Exc Award (06/30/2016, 06/30/2018, 06/30/20)																		
134360	Bhimadolu Diamonds	04/19/2018	Active	14	0	0	0	0.00%	14		12	1	None	P,S,T,M,VP SC	18	90+ Days		
Exc Award (06/30/2021)																		
26522	BHIMAVARAM	06/10/1970	Active	53	8	9	-1	-1.85%	49	4	0			N	VP,SC	0	\$119.80	



Club Health Assessment for District 316 G through March 2025

			Status	Membership						Reports					Finance		LCIF
Club Number	Club Name	Charter Date		Current Member Count	YTD Members Added	YTD Members Dropped	YTD Net Growth	YTD Net Growth%	Member Count 12 Months Ago	Avg. length of service for dropped members	Months Since Last MMR ***	Yrs. Since Last Officer Report	President Rotation	Vice President Reported ****	Months Since Last Activity Report ***	Account Balance	Donations for current Fiscal Year
			Number of times on status quo within last two years	If below 15 members appears				If net loss is greater than 20% appears			If no report in 3 months appears in	When more than one year appears in	Number of repeat terms	Notes the officers that do not have an active	If no report at 12 months appears in red		
Exc Award (06/30/2019, 06/30/2021, 06/30/2022)																	
101348	CHAGALLU NELATURU	02/20/2008	Active	48	1	0	1	2.13%	47		7			N	5		
Exc Award (06/30/2018, 06/30/2021, 06/30/2022)																	
63149	CHEBROLU	05/05/2000	Active	21	0	0	0	0.00%	26		9			N	P,M,SC	19	\$119.80
Exc Award (06/30/2022, 06/30/2023)																	
104054	CHINAKAPAVARAM	12/03/2008	Active	17	0	0	0	0.00%	18		9		2	R	M,VP,SC	19	
46200	CHINTALAPUDI	05/16/1986	Active	79	3	2	1	1.28%	78	11	0			R		11	\$2,240.19
Exc Award (06/30/2017, 06/30/2018, 06/30/2022)																	
109491	DEVARAPALLI	10/13/2010	Active	18	2	0	2	12.50%	16		8			R	T,VP,SC	4	\$50.01
Exc Award (06/30/2022, 06/30/2023)																	
62827	DUBACHERLA	02/23/2000	Active	17	0	0	0	0.00%	20		9		2	R	S,VP,SC	19	90+ Days
Exc Award (06/30/2018)																	
89222	DWARAKA TIRUMALA	09/02/2005	Active	52	1	2	-1	-1.89%	54	9	2			N	T,VP	20	
Exc Award (06/30/2018, 06/30/2023)																	
26528	ELURU	03/16/1966	Active	90	10	5	5	5.88%	82	10	1			R	S,T,M,VP,SC	0	\$5,121.30
Exc Award (06/30/2018, 06/30/2022, 06/30/2023)																	
136612	Eluru Central	02/13/2019	Active	28	0	0	0	0.00%	13		5			N	M	0	\$1,006.29
Exc Award (06/30/2019, 06/30/2023)																	
100418	ELURU DURGA TEJA	10/23/2007	Active	31	1	1	0	0.00%	37	14	8			N	S,T,SC	3	\$1,141.00
Exc Award (06/30/2018, 06/30/2019, 06/30/2022)																	
63486	ELURU GYNARCHY	07/25/2000	Active	20	1	0	1	5.26%	28		8			N	P,S,T,M,VP	0	
Exc Award (06/30/2018, 06/30/2019, 06/30/2022)																	
34791	ELURU HELAPURI	12/06/1977	Active	134	6	7	-1	-0.74%	142	16	0			N	M,VP	0	\$8,960.71
Exc Award (06/30/2017, 06/30/2018, 06/30/2022)																	
104515	ELURU HELAPURI	01/26/2009	Active	45	3	1	2	4.65%	40	1	2			R		4	\$2,061.70
CHAITANYA																	
Exc Award (06/30/2019, 06/30/2022, 06/30/2023)																	
131825	Eluru Helapuri Challengers	07/03/2017	Active	21	0	0	0	0.00%	21		3			R		3	\$59.90
109109	ELURU HELAPURI ELITE	08/27/2010	Active	30	3	0	3	11.11%	32		0			N		0	\$2,280.27
Exc Award (06/30/2022, 06/30/2023)																	



Club Health Assessment for District 316 G through March 2025

			Status	Membership						Reports					Finance		LCIF
Club Number	Club Name	Charter Date		Current Member Count	YTD Members Added	YTD Members Dropped	YTD Net Growth	YTD Net Growth%	Member Count 12 Months Ago	Avg. length of service for dropped members	Months Since Last MMR ***	Yrs. Since Last Officer Report	President Rotation	Vice President Reported ****	Months Since Last Activity Report ***	Account Balance	Donations for current Fiscal Year
			Number of times on status quo within last two years	If below 15 members appears				If net loss is greater than 20% appears			If no report in 3 months appears in	When more than one year appears in	Number of repeat terms	Notes the officers that do not have an active	If no report at 12 months appears in red		
84409	Eluru Helapuri Gems	11/30/2004	Active	24	0	0	0	0.00%	24		12		6	R M,VP	19		
59296	ELURU HELAPURI RURAL	03/27/1997	Active	66	8	0	8	13.79%	60		2			N	0		\$16,985.11
	Exc Award (06/30/2018, 06/30/2019, 06/30/20																
140410	Eluru Platinum Pearls	01/20/2020	Active	10	2	0	2	25.00%	9		8		None	P,S,M,VP,SC	7		
	Exc Award (06/30/2021)																
133596	Eluru Smart City	01/24/2018	Active	28	0	0	0	0.00%	38		9			N T,SC	3		
	Exc Award (06/30/2019, 06/30/2021, 06/30/20																
140135	Eluru Smart Farmers	11/25/2019	Active	19	0	0	0	0.00%	19		9			N VP,SC	19		
	Exc Award (06/30/2021)																
151288	Eluru Smart Professionals	06/15/2022	Active	17	0	0	0	0.00%	19		9			N P,T,M,VP	19		
	Exc Award (06/30/2023)																
136395	Eluru Sunrise	09/25/2018	Active	15	0	0	0	0.00%	17		9		3	N M	1		
	Exc Award (06/30/2019, 06/30/2021)																
145728	Eluru Town	03/24/2021	Cancelled(6*)	0	0	0	0	0.00%	11		9	1	None	P,S,T,M,VP SC	19		
98503	ELURU VAIBHAV ADARSA	02/06/2007	Active	26	2	1	1	4.00%	25	2	1			N	19		\$1,180.00
	Exc Award (06/30/2017, 06/30/2022, 06/30/20																
108864	ELURU VENGI GEMS	06/30/2010	Active	18	2	0	2	12.50%	19		7			P,T,M,VP,SC	17		\$1,000.30
62656	ELURU VISION	01/03/2000	Active	78	30	0	30	62.50%	43		3			S,M,VP,SC	0		\$515.11
	Exc Award (06/30/2021, 06/30/2022, 06/30/20																
125928	Errampalli	10/26/2015	Active	34	0	0	0	0.00%	35		9			N S,T,VP	20		\$1,000.30
	Exc Award (06/30/2018, 06/30/2019, 06/30/20																
51017	GANAPAVARAM	10/19/1990	Active	40	1	0	1	2.56%	47		0			N S,T,M,VP,SC	18		\$1,479.49
	Exc Award (06/30/2018, 06/30/2022)																
92336	JANGAREDDYGUDEM AGENCY	12/16/2005	Active	41	0	0	0	0.00%	49		12	1	None	P,S,T,M,VP SC	10		\$2,000.60
	Exc Award (06/30/2018, 06/30/2019, 06/30/20																
131733	Jeelakarragudem	07/03/2017	Active	53	0	0	0	0.00%	57		9			N S,M,SC	0		\$155.77
	Exc Award (06/30/2021, 06/30/2022, 06/30/20																
99884	KALLAKURU VENKATESWARA	06/29/2007	P- Active(1)	0	0	0	0	0.00%	9		8		None	P,S,T,M,VP SC	12		



Club Health Assessment for District 316 G through March 2025

			Status	Membership							Reports					Finance		LCIF
Club Number	Club Name	Charter Date		Current Member Count	YTD Members Added	YTD Members Dropped	YTD Net Growth	YTD Net Growth%	Member Count 12 Months Ago	Avg. length of service for dropped members	Months Since Last MMR ***	Yrs. Since Last Officer Report	President Rotation	Vice President Reported ****	Months Since Last Activity Report ***	Account Balance	Donations for current Fiscal Year	
			Number of times on status quo within last two years	If below 15 members appears					If net loss is greater than 20% appears		If no report in 3 months appears in	When more than one year appears in	Number of repeat terms	Notes the officers that do not have an active	If no report at 12 months appears in red			
Exc Award (06/30/2017)																		
104798	KOVVUR	02/24/2009	Active	55	3	2	1	1.85%	54	4	1			R T	4		\$2,060.50	
Exc Award (06/30/2018, 06/30/2019, 06/30/2020)																		
109493	MOGALTUR	10/13/2010	Active	16	0	0	0	0.00%	16		6			S,T,M,VP,SC	19			
46782	NARSAPUR	12/01/1986	Active	66	4	1	3	4.76%	68	10	0		N	T,SC	1		\$2,300.09	
Exc Award (06/30/2017, 06/30/2018, 06/30/2020)																		
143903	Narsapur Femina	12/27/2020	Active	17	1	0	1	6.25%	16		2		R	S,M,VP	2			
Exc Award (06/30/2021)																		
26550	NIDADAVOLE	08/25/1968	Active	81	3	0	3	3.85%	78		2		R	VP	2		\$4,741.00	
Exc Award (06/30/2021, 06/30/2022, 06/30/2023)																		
152628	Palakoderu Mandalam	10/17/2022	Active	27	0	6	-6	-18.18%	41	1	8		N	S,M,VP,SC	19			
Exc Award (06/30/2023)																		
26554	PALAKOL	02/22/1970	Active	139	7	5	2	1.46%	134	15	0		R		3		\$4,510.89	
Exc Award (06/30/2017, 06/30/2018, 06/30/2020)																		
151289	Palakol Femina	06/16/2022	Active	21	3	3	0	0.00%	24	2	3		R	T	1		\$287.51	
Exc Award (06/30/2023)																		
120749	Palakol Rural	11/14/2013	Active	39	1	0	1	2.63%	38		2		R	M	4		\$1,281.82	
Exc Award (06/30/2017, 06/30/2018, 06/30/2020)																		
136497	Penugonda	09/27/2018	Active	16	0	0	0	0.00%	16		6		7	S,T,M,VP,SC	18			
Exc Award (06/30/2019)																		
109657	PERAVALI MANDALAM	11/10/2010	Active	22	0	11	-11	-33.33%	33	8	8		N	M,VP	8			
Exc Award (06/30/2017, 06/30/2018)																		
126234	Pragadavaram	12/01/2015	Active	31	0	0	0	0.00%	35		9		R	P,S,T,M	12		\$1,002.69	
Exc Award (06/30/2019, 06/30/2022, 06/30/2023)																		
62391	PYDIPARRU-TETALI L C	09/23/1999	Active	43	4	3	1	2.38%	42	7	7		N	M,VP	2		\$2,036.54	
Exc Award (06/30/2017, 06/30/2019, 06/30/2020)																		
42126	SAJJAPURAM	12/21/1982	Active	40	3	0	3	8.11%	36		8		2	N	2		\$8,991.30	
Exc Award (06/30/2017, 06/30/2019, 06/30/2020)																		
126235	T NARASAPURAM	12/01/2015	Active	40	1	0	1	2.56%	39		8		N	SC	6		\$1,339.92	



Club Health Assessment for District 316 G through March 2025

			Status	Membership							Reports					Finance		LCIF
Club Number	Club Name	Charter Date		Current Member Count	YTD Members Added	YTD Members Dropped	YTD Net Growth	YTD Net Growth%	Member Count 12 Months Ago	Avg. length of service for dropped members	Months Since Last MMR ***	Yrs. Since Last Officer Report	President Rotation	Vice President Reported ****	Months Since Last Activity Report ***	Account Balance	Donations for current Fiscal Year	
			Number of times on status quo within last two years	If below 15 members appears			If net loss is greater than 20% appears			If no report in 3 months appears in			When more than one year appears in	Number of repeat terms	Notes the officers that do not have an active	If no report at 12 months appears in red		
Exc Award (06/30/2018, 06/30/2019, 06/30/2020)			Active	77	4	9	-5	-6.10%	84	13	0			R	VP,SC	0		\$1,892.79
26573	TADEPALLIGUDEM	01/28/1964																
Exc Award (06/30/2016, 06/30/2018, 06/30/2020)			Active	60	12	11	1	1.69%	61	3	0		2	N	S,T,M,SC	2		\$700.81
89110	TADEPALLIGUDEM DIAMONDS	08/16/2005																
Exc Award (06/30/2021, 06/30/2022, 06/30/2020)			Active	50	0	1	-1	-1.96%	51	19	3			R	S	2		\$199.98
82418	TADEPALLIGUDEM SPIRIT	05/25/2004																
Exc Award (06/30/2017, 06/30/2018, 06/30/2020)			Active	26	2	0	2	8.33%	27		1		2	N	S,T,M,VP	19		\$660.68
118672	TALLAPUDI	01/29/2013																
Exc Award (06/30/2022, 06/30/2023)			Active	45	5	5	0	0.00%	52	20	0			N	M,SC	2		\$341.43
26574	TANUKU	01/08/1967																
Exc Award (06/30/2017, 06/30/2019, 06/30/2020)			Active	31	3	0	3	10.71%	31		5			N	T	2		\$1,000.30
106718	TANUKU MYTHRI	10/08/2009																
Exc Award (06/30/2018, 06/30/2022, 06/30/2020)			Active	33	1	0	1	3.13%	35		5			R	SC	0		\$2,240.21
89107	TANUKU SWARNA	08/16/2005																
Exc Award (06/30/2017, 06/30/2018, 06/30/2020)			Active	20	1	11	-10	-33.33%	28	5	3			R	P,T,VP	1		
119354	TIMMARAJU PALEM	05/14/2013																
Exc Award (06/30/2017, 06/30/2018, 06/30/2020)			Active	31	3	1	2	6.90%	41	19	3			N	M	0		
64345	UNDI	05/30/2001																
Exc Award (06/30/2018)			Active	12	0	0	0	0.00%	12		9			R	S,T,SC	19		
131711	Velivennu	07/03/2017																
Exc Award (06/30/2022)			Active	9	0	1	-1	-10.00%	10	23	5		2	N	P,T,M,VP,SC	19		
64276	YELURUPADU	05/08/2001																

Clubs Cancelled Previous Fiscal Year – Clubs Cancelled within last 12 months may be reinstated

Club Number	Club Name	Charter Date	Current Status*	Cancellation Date
154079	Buttayagudem Agency	03/31/2023	Cancelled(8*)	12/29/2023
146869	Eluru Gosamrakshana	06/19/2021	Cancelled(8*)	04/29/2024



Club Health Assessment for District 316 G through March 2025

Club Number			Club Name			Charter Date			Status					Membership					Reports					Finance		LCIF
									Current Member Count	YTD Members Added	YTD Members Dropped	YTD Net Growth	YTD Net Growth%	Member Count 12 Months Ago	Avg. length of service for dropped members	Months Since Last MMR ***	Yrs. Since Last Officer Report	President Rotation	Vice President Reported ****	Months Since Last Activity Report ***	Account Balance	Donations for current Fiscal Year				
									Number of times on status quo within last two years	If below 15 members appears			If net loss is greater than 20% appears			If no report in 3 months appears in			When more than one year appears in	Number of repeat terms	Notes the officers that do not have an active			If no report at 12 months appears in red		
Current Total Clubs Count	YTD New Clubs Count	YTD Cancelled Clubs Count	YTD Net Club Gain	Current Total Members Count	YTD Add	YTD Drop	YTD Net Growth	YTD Net Growth %	Member Count 12 Months Ago	Average Member Count Per Club	% of Clubs with less than 20 members	% No MMR in 3 Months	% No Officer Report in 12 Months	% of Clubs with balance 90+ days	Number of Clubs in Status Quo	% Status Quo Clubs in Financial Suspension	Number of Cancelled Clubs	Average Cancelled Club Age	Members Lost Due to Cancellation	% of Clubs Cancelled for Non-Financial Reasons						
73	3	1	2	2,836	267	142	125	4.61%	2,755	39	22%	60%	3%	3%	0	0%	1	7	0	-100%						

* - P - Priority Club. Cancellation Reasons: 1-Objectives/conduct, 2-Non-active club, 5-Non-existing club, 6-Disbanding, 7-Merger, 8-Financial Suspension, 9-District/Multiple District Dues.

** - Abbreviation: P-President, S-Secretary, T-Treasurer, M-Member Chairperson, VP-First Vice President, MC-Communications Chairperson, SC-Service Chairperson

*** - Abbreviation: N/R - Never reported using the Lions Clubs website, N/A - Not applicable, No password registered for the Lions Clubs website.

**** - Abbreviation: N - New, IP - Immediate Past, R - Repeat.



Club Health Assessment for District 316 H through March 2025

			Status	Membership							Reports					Finance		LCIF
Club Number	Club Name	Charter Date		Current Member Count	YTD Members Added	YTD Members Dropped	YTD Net Growth	YTD Net Growth%	Member Count 12 Months Ago	Avg. length of service for dropped members	Months Since Last MMR ***	Yrs. Since Last Officer Report	President Rotation	Vice President Reported ****	Months Since Last Activity Report ***	Account Balance	Donations for current Fiscal Year	
			Number of times on status quo within last two years	If below 15 members appears				If net loss is greater than 20% appears			If no report in 3 months appears in	When more than one year appears in	Number of repeat terms	Notes the officers that do not have an active	If no report at 12 months appears in red			
Clubs less than two years old																		
177466	Chebrolu Gems	11/06/2024	Active	20	20	0	20	100.00%	0		4			T,M,VP,SC	N/R	90+ Days		
157209	Darsi Sneha	02/16/2024	Active(1)	20	0	4	-4	-16.67%	24	1	3		2	M,VP,SC	0			
171344	Guntur Haritha Gold	06/19/2024	Active	20	0	0	0	0.00%	0		9		2	M,VP,SC	N/A	90+ Days		
177319	Guntur Jagarlamudi Kuppuswamy Choudary Bose	11/15/2024	Active	20	20	0	20	100.00%	0		3			T,M,VP,SC	N/R	90+ Days		
179089	Guntur Jagarlamudi Kuppuswamy Choudary	11/26/2024	Active	20	20	0	20	100.00%	0		4			T,M,VP,SC	N/R	90+ Days		
179144	Guntur Khidmat	11/06/2024	Active	20	20	0	20	100.00%	0		4			T,M,VP,SC	N/R	90+ Days		
179112	Guntur Peace Benz	11/15/2024	Active	20	20	0	20	100.00%	0		4			M,VP,SC	N/R	90+ Days		
172612	Guntur Vision	11/15/2024	Active	20	20	0	20	100.00%	0		4			M,VP,SC	N/R	90+ Days		
180212	Markapur	02/06/2025	Newly Chartered	20	20	0	20	100.00%	0		1			N M	2			
179692	Nagaram	11/27/2024	Active	20	20	0	20	100.00%	0		4			M,VP,SC	N/R	90+ Days		
157864	Narasaraopet Palnadu	05/28/2024	Active	20	0	0	0	0.00%	0		11		None	P,S,T,M,VP SC	N/R	90+ Days		
158005	Narasaraopet Tiny Tots	05/28/2024	Cancelled(8*)	0	0	20	-20	-100.00%	0	1	9		None	P,S,T,M,VP SC	N/R	90+ Days		
177682	Ongole Grand	10/31/2024	Active	20	20	0	20	100.00%	0		0			M,VP,SC	N/R			
156359	Ponnur Citizens	12/05/2023	Cancelled(8*)	0	0	172	-172	-100.00%	20	1	9	1	None	P,S,T,M,VP SC	N/A	90+ Days		
177441	Prathipadu	10/28/2024	Active	20	20	0	20	100.00%	0		5			M,VP,SC	N/R	90+ Days		
Clubs more than two years old																		
128377	Bapatla Town	07/26/2016	Active(1)	35	2	3	-1	-2.78%	36	7	0			R SC	15			
42025	CHILAKALURIPET	11/04/1982	Active(1)	30	0	0	0	0.00%	30		11	1	None	P,S,T,M,VP SC	19			
148918	Chilikaluripet Mahila	11/15/2021	Active(1)	15	15	15	0	0.00%	15	3	2		2	M,VP,SC	N/A			
124508	Chimakurthy Galaxy	03/30/2015	Active	26	0	0	0	0.00%	26		3			M,VP,SC	24+			
Exc Award (06/30/2021)																		
50310	CHIMAKURTI	03/13/1990	Active	22	0	2	-2	-8.33%	24	11	3		2	T,M,VP,SC	8			
Exc Award (06/30/2021)																		
26612	CHIRALA	05/18/1970	Active	72	14	0	14	24.14%	51		5			N	1	90+ Days		



Club Health Assessment for District 316 H through March 2025

			Status	Membership							Reports					Finance		LCIF
Club Number	Club Name	Charter Date		Current Member Count	YTD Members Added	YTD Members Dropped	YTD Net Growth	YTD Net Growth%	Member Count 12 Months Ago	Avg. length of service for dropped members	Months Since Last MMR ***	Yrs. Since Last Officer Report	President Rotation	Vice President Reported ****	Months Since Last Activity Report ***	Account Balance	Donations for current Fiscal Year	
			Number of times on status quo within last two years	If below 15 members appears				If net loss is greater than 20% appears			If no report in 3 months appears in	When more than one year appears in	Number of repeat terms	Notes the officers that do not have an active	If no report at 12 months red			
66560	CHIRALA KSHEERAPURI	08/28/2002	Cancelled(8*)	0	0	97	-97	-100.00%	12	1	3		None	P,S,T,M,VP SC	24+	90+ Days	\$598.98	
44597	CUMBUM	01/08/1985	Active	37	8	8	0	0.00%	40	6	0			N	S,M	5		90+ Days
115599	DARSI TOWN	11/28/2011	Active	27	0	7	-7	-20.59%	40	5	3		None	P,S,T,M,VP SC	15			
	Exc Award (06/30/2021)																	
128589	Guntur Benj	08/11/2016	Active(2)	45	0	0	0	0.00%	20		9		4	M,VP,SC	24+	90+ Days		
26623	GUNTUR EAST	03/27/1973	Active	16	0	0	0	0.00%	16		11		2	P,S,T,M,VP SC	11			
137047	Guntur Eco Campus	03/26/2019	Cancelled(8*)	0	0	49	-49	-100.00%	49	3	3	1	None	P,S,T,M,VP SC	24+	90+ Days		
115953	GUNTUR GREATER	02/17/2012	Active(1)	7	0	0	0	0.00%	11		9			S,M,VP,SC	4			
134432	Guntur Jai Ho	04/26/2018	Active	14	0	0	0	0.00%	18		5			N		6		
121684	Guntur K S R Mahila Campus	04/02/2014	Cancelled(8*)	0	0	50	-50	-100.00%	50	4	21	2	None	P,S,T,M,VP SC	24+	90+ Days		
115600	GUNTUR KAVURI SUBBARAO	11/28/2011	Active(2)	20	0	0	0	0.00%	57		9		2	R	P,M,VP	24+		
127543	Guntur Mirchi	05/24/2016	Active	9	0	7	-7	-43.75%	17	4	3		2	N	M,VP	24+		
26627	GUNTUR PATTABHIPURAM	06/07/1973	Active	74	0	2	-2	-2.63%	94	3	4			S,M,VP,SC	4			
124914	Guntur Suprabhatham	05/21/2015	Cancelled(8*)	0	0	177	-177	-100.00%	15	1	3		None	P,S,T,M,VP SC	24+	90+ Days		
148999	Kurichedu	11/29/2021	Active	19	0	0	0	0.00%	19		10		2	P,T,M,VP,SC	1			
56547	MACHERLA CHENNAKESAVA	02/16/1995	Active(2)	16	0	6	-6	-27.27%	22	7	2			T,M,VP,SC	2	90+ Days		
	Exc Award (06/30/2021)																	
125865	Macherla Palnadu	10/13/2015	Cancelled(8*)	0	0	21	-21	-100.00%	21	8	3		None	P,S,T,M,VP SC	7	90+ Days		
150265	Namburu	03/29/2022	Active	11	0	0	0	0.00%	24		10	1	None	P,S,T,M,VP SC	20	90+ Days		
26652	NARASARAOPET	02/01/1966	Active	22	6	0	6	37.50%	16		7			VP,SC	5	90+ Days		
	Exc Award (06/30/2021)																	
26654	ONGOLE	01/29/1967	Active	74	6	10	-4	-5.13%	85	5	0			N	T,M,VP,SC	15		
	Exc Award (06/30/2021)																	
47463	ONGOLE CITIZENS	06/15/1987	Active	84	9	5	4	5.00%	88	2	0			M,VP,SC	18			
131662	Ongole Elite Citizens	07/03/2017	Active	28	8	0	8	40.00%	22		0			N	T,M,VP,SC	24+		
144034	Ongole Galaxy	01/06/2021	Active	15	6	6	0	0.00%	15	4	0		2	M,VP,SC	N/A			



Club Health Assessment for District 316 H through March 2025

			Status	Membership							Reports					Finance		LCIF
Club Number	Club Name	Charter Date		Current Member Count	YTD Members Added	YTD Members Dropped	YTD Net Growth	YTD Net Growth%	Member Count 12 Months Ago	Avg. length of service for dropped members	Months Since Last MMR ***	Yrs. Since Last Officer Report	President Rotation	Vice President Reported ****	Months Since Last Activity Report ***	Account Balance	Donations for current Fiscal Year	
			Number of times on status quo within last two years	If below 15 members appears				If net loss is greater than 20% appears			If no report in 3 months appears in	When more than one year appears in	Number of repeat terms		Notes the officers that do not have an active	If no report at 12 months appears in red		
128457	Ongole Kalaam Prakasam	08/11/2016	Active(1)	24	0	0	0	0.00%	24		2			N	SC	13	90+ Days	
148916	Ongole Legendary Citizens	11/15/2021	Active	34	4	0	4	13.33%	33		1			N	S,M,VP,SC	24+		\$910.45
149446	Ongole Venkataramana	01/20/2022	Active	19	0	0	0	0.00%	19		11	1	None		P,S,T,M,VP SC	24+		
137069	Ongole Vision	12/27/2018	Active	25	8	6	2	8.70%	23	6	0			R	SC	15		
125891	Perala Ankineedu	10/15/2015	Active	12	0	2	-2	-14.29%	13	2	2			N	T,M,SC	0		
150267	Piduguralla	05/16/2022	Cancelled(8*)	0	0	18	-18	-100.00%	18	2	2		None		P,S,T,M,VP SC	N/A	90+ Days	
148917	Ponnur Friendly Walkers	11/15/2021	Active	30	6	0	6	25.00%	29		2			R	T,M,VP,SC	8		
26659	PONNUR NIDUBROLU L C	04/12/1968	Active	90	3	3	0	0.00%	145	8	3		2		S,T,M,VP,SC	17		\$946.39
	Exc Award (06/30/2021)																	
121243	Ponnur Swarnapuri Mahila	01/28/2014	Active	25	11	1	10	66.67%	16	0	3		2	N	M,VP,SC	24+		
31773	REPALLE	02/19/1976	Active(1)	23	0	0	0	0.00%	23		11	1	None		P,S,T,M,VP SC	24+		
42247	SATTENAPALLI TOWN	01/06/1983	Active	25	0	4	-4	-13.79%	37	14	3				T,M,VP,SC	16		
	Exc Award (06/30/2021)																	
26675	TENALI	04/25/1966	Active(1)	16	0	1	-1	-5.88%	17	26	3				T,M,VP,SC	24+	90+ Days	
128583	Tenali Rural	08/11/2016	Cancelled(6*)	0	0	0	0	0.00%	20		7	1	None		P,S,T,M,VP SC	17		
84513	TENALI SNEHA	12/09/2004	Active	17	3	0	3	21.43%	17		3			N		12		

Clubs Cancelled Previous Fiscal Year – Clubs Cancelled within last 12 months may be reinstated

Club Number	Club Name	Charter Date	Current Status*	Cancellation Date
137224	Guntur J K C Women Voice Campus	05/10/2019	Cancelled(8*)	12/29/2023
137225	Guntur JKC College Youth Power Campus	05/14/2019	Cancelled(8*)	12/29/2023
84515	GUNTUR VISION	12/09/2004	Cancelled(8*)	12/29/2023
149120	Ongole Main	01/20/2022	Cancelled(8*)	12/29/2023



Club Health Assessment for District 316 H through March 2025

Club Number			Club Name			Charter Date			Status					Membership					Reports					Finance		LCIF
									Current Member Count	YTD Members Added	YTD Members Dropped	YTD Net Growth	YTD Net Growth%	Member Count 12 Months Ago	Avg. length of service for dropped members	Months Since Last MMR ***	Yrs. Since Last Officer Report	President Rotation	Vice President Reported ****	Months Since Last Activity Report ***	Account Balance	Donations for current Fiscal Year				
									Number of times on status quo within last two years	If below 15 members appears			If net loss is greater than 20% appears			If no report in 3 months appears in			When more than one year appears in	Number of repeat terms	Notes the officers that do not have an active		If no report at 12 months appears in red			
Current Total Clubs Count	YTD New Clubs Count	YTD Cancelled Clubs Count	YTD Net Club Gain	Current Total Members Count	YTD Add	YTD Drop	YTD Net Growth	YTD Net Growth %	Member Count 12 Months Ago	Average Member Count Per Club	% of Clubs with less than 20 members	% No MMR in 3 Months	% No Officer Report in 12 Months	% of Clubs with balance 90+ days	Number of Clubs in Status Quo	% Status Quo Clubs in Financial Suspension	Number of Cancelled Clubs	Average Cancelled Club Age	Members Lost Due to Cancellation	% of Clubs Cancelled for Non-Financial Reasons						
48	10	9	1	1,318	309	696	-387	-22.70%	1,411	27	27%	69%	8%	38%	0	0%	9	11	604	-33%						

* - P - Priority Club. Cancellation Reasons: 1-Objectives/conduct, 2-Non-active club, 5-Non-existing club, 6-Disbanding, 7-Merger, 8-Financial Suspension, 9-District/Multiple District Dues.


** - Abbreviation: P-President, S-Secretary, T-Treasurer, M-Member Chairperson, VP-First Vice President, MC-Communications Chairperson, SC-Service Chairperson

*** - Abbreviation: N/R - Never reported using the Lions Clubs website, N/A - Not applicable, No password registered for the Lions Clubs website.

**** - Abbreviation: N - New, IP - Immediate Past, R - Repeat.



Club Health Assessment for District 316 J through March 2025

			Status	Membership							Reports					Finance	LCIF	
Club Number	Club Name	Charter Date		Current Member Count	YTD Members Added	YTD Members Dropped	YTD Net Growth	YTD Net Growth%	Member Count 12 Months Ago	Avg. length of service for dropped members	Months Since Last MMR ***	Yrs. Since Last Officer Report	President Rotation	Vice President Reported ****	Months Since Last Activity Report ***	Account Balance	Donations for current Fiscal Year	
			Number of times on status quo within last two years	If below 15 members appears			If net loss is greater than 20% appears				If no report in 3 months appears in	When more than one year appears in	Number of repeat terms		Notes the officers that do not have an active	If no report at 12 months appears in red		
Clubs less than two years old																		
177752	Gooty Fort	10/30/2024	Active	35	43	8	35	100.00%	0	0	0			N	T,M,VP,SC	0	90+ Days	
155496	Gorantla	08/28/2023	Cancelled(8*)	0	0	20	-20	-100.00%	20	1	8		None		P,S,T,M,VP SC	N/R		
155562	Gudur Town	08/18/2023	Active	15	0	3	-3	-16.67%	20	1	3				T,M,VP,SC	1		
157098	Guntakal Rising Stars	01/05/2024	Active(1)	21	0	0	0	0.00%	21		14		2	R		N/A		
179083	Pedda Pappur Mandalam	01/30/2025	Newly Chartered	20	20	0	20	100.00%	0		2				T,M,VP,SC	N/R		
154132	Sullurpeta Shar	04/13/2023	Active	32	0	5	-5	-13.51%	40	1	4				T,VP	4		
154922	Vidapanakallu	06/20/2023	Active(1)	20	20	0	20	100.00%	0		7		3		P,S,T,M,VP SC	N/A		
177818	Yadiki May I Help you	11/04/2024	Active	20	20	0	20	100.00%	0		4				M,VP,SC	N/A		
Clubs more than two years old																		
26584	ADONI	12/08/1970	Active(2)	21	0	0	0	0.00%	21		8		3		T,M,VP,SC	13	90+ Days	\$2,000.60
26586	ANANTAPUR	07/12/1972	Active(1)	18	0	7	-7	-28.00%	25	12	1		2	N	M,VP,SC	24+		
145755	Anantapur Elite	06/15/2021	Active(1)	26	0	0	0	0.00%	12		9				P,S,M,VP,SC	N/A		
59010	ANANTAPUR MAIN	01/06/1997	Active(2)	15	0	0	0	0.00%	15		16	1	None		P,S,T,M,VP SC	10		
Exc Award (06/30/2021)																		
151315	Ananthapuramu City	06/16/2022	Active(1)	17	0	0	0	0.00%	17		26	1	None		P,S,T,M,VP SC	N/R		
145808	Atmakur	04/06/2021	Active	28	1	1	0	0.00%	33	2	7			N	M	2		
125696	Betamcherla	08/27/2015	Cancelled(8*)	0	0	18	-18	-100.00%	23	8	2		None		P,S,T,M,VP SC	2		
140399	Buchireddypalem	12/11/2019	Active(1)	42	0	0	0	0.00%	45		9			N	S,M,SC	2		
Exc Award (06/30/2021, 06/30/2022)																		
32484	CUDDAPAH	06/22/1976	Active	7	0	1	-1	-12.50%	8	10	5		5		M,VP,SC	24+		
32276	DHARMAVARAM	05/11/1976	Active	27	0	0	0	0.00%	27		6			N	M,VP,SC	4		
144263	Dhone	12/29/2020	Active(1)	7	7	7	0	0.00%	7	4	2		None		P,S,T,M,VP SC	24+		
82491	GOOTY	06/02/2004	Active	105	8	3	5	5.00%	28	0	0			N	M,VP	0		
26620	GUDUR	02/05/1968	Active	28	0	7	-7	-20.00%	40	4	3		2		P,S,M,VP,SC	1		



Club Health Assessment for District 316 J through March 2025

			Status	Membership							Reports					Finance		LCIF
Club Number	Club Name	Charter Date		Current Member Count	YTD Members Added	YTD Members Dropped	YTD Net Growth	YTD Net Growth%	Member Count 12 Months Ago	Avg. length of service for dropped members	Months Since Last MMR ***	Yrs. Since Last Officer Report	President Rotation	Vice President Reported ****	Months Since Last Activity Report ***	Account Balance	Donations for current Fiscal Year	
			Number of times on status quo within last two years	If below 15 members appears					If net loss is greater than 20% appears	If no report in 3 months appears in				When more than one year appears in	Number of repeat terms	Notes the officers that do not have an active	If no report at 12 months appears in red	
Exc Award (06/30/2021, 06/30/2022)																		
111643	GUDUR Y J P	07/08/2011	Active	30	4	2	2	7.14%	28	12	0				T,M,VP,SC	1		
Exc Award (06/30/2022)																		
98300	GUNTAKAL	01/16/2007	Active	56	9	7	2	3.70%	54	4	2			R	M,VP	3	\$1,018.27	
Exc Award (06/30/2022)																		
150961	Guntakal Her Kind	05/25/2022	Active	27	3	0	3	12.50%	27		7			N	T,SC	4		
153541	Hindupuram	01/19/2023	Active	20	0	0	0	0.00%	20		14		3	N	M,VP	2		
78028	KADAPA ANNAMAYYA	01/05/2004	Active	85	0	0	0	0.00%	48		3			N	T,VP	11		
Exc Award (06/30/2021)																		
43565	KALYANDURG	02/10/1984	Active(2)	9	0	3	-3	-25.00%	12	3	3				P,T,M,VP,SC	24+		
152937	Kanekal	11/09/2022	Active(1)	29	0	0	0	0.00%	29		23		2		T,M,VP,SC	N/A		
26640	KURNOOL	06/19/1964	Active	21	0	0	0	0.00%	27		9			N	T,M	8		
Exc Award (06/30/2022)																		
44143	KURNOOL CITY	06/30/1984	Active	8	0	0	0	0.00%	8		28		10		M,VP,SC	24+	90+ Days	
46790	KURNOOL FORT	12/03/1986	Active	46	7	9	-2	-4.17%	50	5	0			R	M,SC	13		
Exc Award (06/30/2022)																		
119215	KURNOOL MELVIN JONES	04/23/2013	Status Quo(2)	7	5	5	0	0.00%	10	4	2				P,S,VP,SC	5	90+ Days	
Exc Award (06/30/2021)																		
151033	Kurnool Urban	06/10/2022	Cancelled(8*)	0	1	5	-4	-100.00%	5	4	2		None		P,S,T,M,VP SC	N/R	90+ Days	
136852	Nandalur Mandalam	12/03/2018	Status Quo(2)	5	8	3	5	100.00%	0	3	4		2		M,VP,SC	24+	90+ Days	
Exc Award (06/30/2021)																		
26649	NANDYAL	12/01/1970	Active(1)	108	10	1	9	9.09%	104	0	3				M,VP,SC	1		
125188	Nandyal Seva Pragathi	06/22/2015	Active	17	0	0	0	0.00%	17		13		2	N	M,VP	5	90+ Days	
Exc Award (06/30/2021)																		
26653	NELLORE	09/04/1966	Active	146	8	15	-7	-4.58%	153	7	1				T,M,VP,SC	0	\$1,725.07	
Exc Award (06/30/2021)																		
104720	NELLORE PRATIBHA	02/13/2009	Active	19	0	0	0	0.00%	19		2			R	M,SC	2		
Exc Award (06/30/2021)																		



Club Health Assessment for District 316 J through March 2025

			Status	Membership							Reports					Finance		LCIF
Club Number	Club Name	Charter Date		Current Member Count	YTD Members Added	YTD Members Dropped	YTD Net Growth	YTD Net Growth%	Member Count 12 Months Ago	Avg. length of service for dropped members	Months Since Last MMR ***	Yrs. Since Last Officer Report	President Rotation	Vice President Reported ****	Months Since Last Activity Report ***	Account Balance	Donations for current Fiscal Year	
			Number of times on status quo within last two years	If below 15 members appears				If net loss is greater than 20% appears			If no report in 3 months appears in	When more than one year appears in	Number of repeat terms	Notes the officers that do not have an active	If no report at 12 months appears in red			
56011	NELLORE PINAKINI	07/25/1994	Active	390	3	23	-20	-4.88%	445	4	2			R	M,SC	0	\$14,120.39	
Exc Award (06/30/2021, 06/30/2022)																		
66568	NELLORE PRAGATHI	08/14/2002	Active(1)	69	3	6	-3	-4.17%	72	8	2			P,T,M,VP,SC	24+			
Exc Award (06/30/2021, 06/30/2022)																		
138654	Nellore Pride	06/18/2019	Active	65	0	0	0	0.00%	60		4			R		N/A		
Exc Award (06/30/2021, 06/30/2022)																		
127816	Nellore Priyadarshini	06/13/2016	Active	50	2	0	2	4.17%	72		2			N	M,SC	0		
Exc Award (06/30/2022)																		
150949	Nellore Sangamitra	05/25/2022	Active	17	0	7	-7	-29.17%	24	2	5				T,M,VP,SC	2		90+ Days
56250	NELLORE SEVAPRIYA	11/16/1994	Active	18	2	0	2	12.50%	16		7			R	S,M,VP,SC	0		
Exc Award (06/30/2022)																		
136897	Pamidi	02/25/2019	Active(1)	13	0	0	0	0.00%	10		9				M,VP,SC	20		
150952	Podalakur	05/25/2022	Active(1)	14	4	1	3	27.27%	13	2	6			N	T,SC	N/R		
26660	PRODDATUR	02/07/1972	Active	31	0	3	-3	-8.82%	37	13	4			N	SC	0		
Exc Award (06/30/2021)																		
143760	Proddatur Reynadu	12/09/2020	Active(1)	20	0	0	0	0.00%	13		5				M,VP,SC	N/A	90+ Days	
38231	PULIVENDLA	03/10/1980	Active(1)	9	11	2	9	100.00%	0	24	0		2		M,VP,SC	24+		
99201	RAJAMPET	04/24/2007	Active(1)	59	3	5	-2	-3.28%	61	6	6			R	VP	16	90+ Days	
Exc Award (06/30/2021, 06/30/2022)																		
55313	RAYACHOTY RACHAVEEDU	02/16/1994	Active(1)	15	15	0	15	100.00%	0		-3				T,M,VP,SC	24+	90+ Days	
Exc Award (06/30/2021)																		
138488	Rayachoty Town	06/18/2019	Active(2)	54	13	7	6	12.50%	48	5	2			N	P,T,M,SC	2	90+ Days	
63661	RAYADURG CITIZENS	10/30/2000	Active	19	0	0	0	0.00%	20		6		2	R	P,T,VP	24+		
90240	RAYALACHERUVU	11/29/2005	Active	38	2	0	2	5.56%	30		3			N		1		
Exc Award (06/30/2021, 06/30/2022)																		
83077	TADPATRI	06/30/2004	Active	65	12	0	12	22.64%	33		1				T,M,VP,SC	2		
134064	Tadpatri Mahila	04/18/2018	Active	16	1	0	1	6.67%	8		8				S,M,VP,SC	17		
102426	URAVAKONDA	06/16/2008	Active	75	0	0	0	0.00%	40		8		2	N	S,VP	22		



Club Health Assessment for District 316 J through March 2025

			Status	Membership							Reports				Finance	LCIF	
Club Number	Club Name	Charter Date		Current Member Count	YTD Members Added	YTD Members Dropped	YTD Net Growth	YTD Net Growth%	Member Count 12 Months Ago	Avg. length of service for dropped members	Months Since Last MMR ***	Yrs. Since Last Officer Report	President Rotation	Vice President Reported ****	Months Since Last Activity Report ***	Account Balance	Donations for current Fiscal Year
			Number of times on status quo within last two years	If below 15 members appears				If net loss is greater than 20% appears			If no report in 3 months appears in	When more than one year appears in	Number of repeat terms	Notes the officers that do not have an active	If no report at 12 months appears in red		
Exc Award (06/30/2022)																	
143538	Venkatagiri	12/07/2020	Cancelled(8*)	0	0	7	-7	-100.00%	17	4	10		None	P,S,T,M,VP SC	24+	90+ Days	

Clubs Cancelled Previous Fiscal Year – Clubs Cancelled within last 12 months may be reinstated

Club Number	Club Name	Charter Date	Current Status*	Cancellation Date
143904	Nandikotkur	12/15/2020	Cancelled(8*)	09/29/2023
131828	Nandyal Melvin Jones	07/03/2017	Cancelled(8*)	12/29/2023
134063	Pedda Pappur	04/18/2018	Cancelled(8*)	12/29/2023
150799	Proddatur Siripuri Mahila	05/19/2022	Cancelled(8*)	01/29/2024
139707	Proddatur Swarnapuri	10/25/2019	Cancelled(8*)	01/29/2024
142935	Rayachoty Veera Bhadra Urban	11/18/2020	Cancelled(8*)	12/29/2023

Current Total Clubs Count	YTD New Clubs Count	YTD Cancelled Clubs Count	YTD Net Club Gain	Current Total Members Count	YTD Add	YTD Drop	YTD Net Growth	YTD Net Growth %	Member Count 12 Months Ago	Average Member Count Per Club	% of Clubs with less than 20 members	% No MMR in 3 Months	% No Officer Report in 12 Months	% of Clubs with balance 90+ days	Number of Clubs in Status Quo	% Status Quo Clubs in Financial Suspension	Number of Cancelled Clubs	Average Cancelled Club Age	Members Lost Due to Cancellation	% of Clubs Cancelled for Non-Financial Reasons
54	3	4	-1	2,174	245	191	54	2.55%	2,032	40	37%	67%	4%	20%	2	100%	4	10	50	-150%

* - P - Priority Club. Cancellation Reasons: 1-Objectives/conduct, 2-Non-active club, 5-Non-existing club, 6-Disbanding, 7-Merger, 8-Financial Suspension, 9-District/Multiple District Dues.

** - Abbreviation: P-President, S-Secretary, T-Treasurer, M-Member Chairperson, VP-First Vice President, MC-Communications Chairperson, SC-Service Chairperson

*** - Abbreviation: N/R - Never reported using the Lions Clubs website, N/A - Not applicable, No password registered for the Lions Clubs website.

**** - Abbreviation: N - New, IP - Immediate Past, R - Repeat.



Club Health Assessment for District 317 A through March 2025

			Status	Membership							Reports					Finance	LCIF
Club Number	Club Name	Charter Date		Current Member Count	YTD Members Added	YTD Members Dropped	YTD Net Growth	YTD Net Growth%	Member Count 12 Months Ago	Avg. length of service for dropped members	Months Since Last MMR ***	Yrs. Since Last Officer Report	President Rotation	Vice President Reported ****	Months Since Last Activity Report ***	Account Balance	Donations for current Fiscal Year
			Number of times on status quo within last two years	If below 15 members appears				If net loss is greater than 20% appears			If no report in 3 months appears in	When more than one year appears in	Number of repeat terms	Notes the officers that do not have an active	If no report at 12 months red		
Clubs less than two years old																	
181061	Bangalore Eagles	03/07/2025	Newly Chartered	20	20	0	20	100.00%	0		0			M,VP,SC	0		
179423	Bengaluru Janaseve	11/06/2024	Active	20	20	0	20	100.00%	0		4			T,M,VP,SC	0		
155518	Bengaluru Karunadu	09/11/2023	Active	23	13	7	6	35.29%	21	1	2			M,VP,SC	0		\$1,000.30
173559	Bengaluru Sankalpa	07/16/2024	Active	33	37	4	33	100.00%	0	0	2			M,VP,SC	0		\$1,011.08
178174	Bengaluru Shivaganga	09/12/2024	Active	20	20	0	20	100.00%	0		4			M,VP,SC	0	90+ Days	
181065	Sira	03/04/2025	Newly Chartered	21	21	0	21	100.00%	0		0			T,M,VP,SC	0		
155625	Tumkur City Brigade	08/30/2023	Active(1)	21	5	1	4	23.53%	20	0	3		2	N	SC	0	90+ Days
Clubs more than two years old																	
104814	BANGALORE SAKRIYA	03/02/2009	Active(1)	22	5	7	-2	-8.33%	24	7	3			N	M,VP,SC	0	
104867	BANGALORE YELACHENAHALLI	03/02/2009	Active(1)	24	0	12	-12	-33.33%	36	6	3			S,T,M,VP,SC	0	90+ Days	
140546	Bangalore Aadarsha	12/27/2019	Active	22	5	2	3	15.79%	22	1	0			R	M	0	
144592	Bangalore Aananya	12/29/2020	Active	22	0	0	0	0.00%	22		7		2	N	SC	0	
125434	Bangalore Aaradhana	07/20/2015	Active	40	5	2	3	8.11%	38	6	2			N	VP	0	
104333	BANGALORE AASARE	01/08/2009	Active	76	9	1	8	11.76%	69	14	2			N		0	\$3,006.89
	Exc Award (06/30/2018)																
135506	Bangalore Aathmeeyaru	07/13/2018	Active	21	0	1	-1	-4.55%	22	25	0			N	T,VP,SC	0	
97901	BANGALORE AISHWARYA	10/27/2006	Active	21	5	1	4	23.53%	20	27	1			N	S,M,VP	0	\$2,000.60
135549	Bangalore Arpana	07/13/2018	Active(1)	22	0	0	0	0.00%	22		16	1	None		P,S,T,M,VP SC	0	90+ Days
147125	Bangalore Balaji Layout	07/30/2021	Cancelled(8*)	0	0	9	-9	-100.00%	9	3	17	1	None		P,S,T,M,VP SC	4	90+ Days
135612	Bangalore Banashankari	07/13/2018	Active(2)	12	3	0	3	33.33%	9		3				T,M,VP,SC	0	90+ Days
48454	BANGALORE BASAVANAGUD	04/01/1988	Active	19	0	0	0	0.00%	25		9				P,M,VP,SC	0	
57905	BANGALORE BASAVESHWARANAGAR	02/19/1996	Active	20	0	1	-1	-4.76%	21	11	5		3	N	M,VP,SC	0	
117960	BANGALORE BELAKU	10/05/2012	Active	40	10	7	3	8.11%	37	4	2				P,M,VP,SC	0	



Club Health Assessment for District 317 A through March 2025

			Status	Membership							Reports					Finance		LCIF
Club Number	Club Name	Charter Date		Current Member Count	YTD Members Added	YTD Members Dropped	YTD Net Growth	YTD Net Growth%	Member Count 12 Months Ago	Avg. length of service for dropped members	Months Since Last MMR ***	Yrs. Since Last Officer Report	President Rotation	Vice President Reported ****	Months Since Last Activity Report ***	Account Balance	Donations for current Fiscal Year	
			Number of times on status quo within last two years	If below 15 members appears				If net loss is greater than 20% appears			If no report in 3 months appears in	When more than one year appears in	Number of repeat terms	Notes the officers that do not have an active	If no report at 12 months red			
120090	Bangalore Bright	08/01/2013	Active	14	0	0	0	0.00%	21		7		2	M,VP,SC	0	90+ Days		
65124	BANGALORE CAPITOL	03/27/2002	Active	44	7	0	7	18.92%	36		0			N	0		\$1,365.65	
131668	Bangalore Cauvery	07/03/2017	Active	36	11	0	11	44.00%	34		3			N	T,M,VP,SC		0	\$2,000.60
128978	Bangalore Centenary Green	09/28/2016	Active(1)	11	0	0	0	0.00%	23		9				T,M,VP,SC		0	
131990	Bangalore Centennial Service	07/04/2017	Active	14	1	2	-1	-6.67%	26	2	1			R	M		0	
	Exc Award (06/30/2023)																	
130447	Bangalore Centennial Jaya Vijaya	06/05/2017	Cancelled(6*)	0	0	0	0	0.00%	32		9	1	None		P,S,T,M,VP SC		4	
130231	Bangalore Centennial Spandana	03/15/2017	Active	36	0	0	0	0.00%	44		7			N	P,M,VP		0	
141996	Bangalore Central	07/13/2020	Cancelled(8*)	0	0	6	-6	-100.00%	30	4	5		None		P,S,T,M,VP SC		4	
131712	Bangalore Century Friends	07/04/2017	Active	5	0	0	0	0.00%	5		41	3	None		P,S,T,M,VP SC		0	
135488	Bangalore Chandralayout	07/20/2018	Active	30	5	5	0	0.00%	27	2	3			N	M	0	\$1,000.30	
	Exc Award (06/30/2023)																	
144558	Bangalore Chandralayout Elite	12/29/2020	Active(1)	19	9	0	9	90.00%	19		2			N	M,SC	0		
125518	Bangalore Elite	08/13/2015	Active	43	10	0	10	30.30%	40		0			N	P	0	\$1,000.30	
	Exc Award (06/30/2018, 06/30/2019, 06/30/2020)																	
35886	BANGALORE GANDHINAGAR	06/13/1978	Active	37	11	2	9	32.14%	34	0	3			N	T,M,SC	0		
	Exc Award (06/30/2019)																	
40190	BANGALORE GREATER JNANABHARATHI	06/26/1981	Active	26	3	3	0	0.00%	24	1	1		2	N	M,VP,SC	0		
115367	BANGALORE HANUMANTHNAGAR	10/24/2011	Active	31	12	0	12	63.16%	24		2			N	VP	0		
	Exc Award (06/30/2019)																	
26592	BANGALORE HOST	01/23/1957	Active	37	1	2	-1	-2.63%	39	8	0			N	VP,SC	0		
	Exc Award (06/30/2017, 06/30/2018, 06/30/2020)																	
58942	BANGALORE INDUSTRIAL TOWN	12/17/1996	Active(1)	47	9	4	5	11.90%	42	6	2			N		0	\$3,000.90	
	Exc Award (06/30/2023)																	
59777	BANGALORE J P NAGAR	06/24/1997	Active(1)	18	4	1	3	20.00%	20	2	3				S,T,M,VP,SC	0	\$1,000.30	
	Exc Award (06/30/2017)																	



Club Health Assessment for District 317 A through March 2025

			Status	Membership							Reports					Finance		LCIF				
Club Number	Club Name	Charter Date		Current Member Count	YTD Members Added	YTD Members Dropped	YTD Net Growth	YTD Net Growth%	Member Count 12 Months Ago	Avg. length of service for dropped members	Months Since Last MMR ***	Yrs. Since Last Officer Report	President Rotation	Vice President Reported ****	Months Since Last Activity Report ***	Account Balance	Donations for current Fiscal Year					
			Number of times on status quo within last two years	If below 15 members appears						If net loss is greater than 20% appears						If no report in 3 months appears in	When more than one year appears in	Number of repeat terms	Notes the officers that do not have an active	If no report at 12 months appears in red		
139024	Bangalore Jambusavari	07/26/2019	Cancelled(8*)	0	0	4	-4	-100.00%	6	4	6	1	None	P,S,T,M,VP SC	7	90+ Days		\$10.00				
41620	BANGALORE JAYANAGAR	06/29/1982	Active	54	7	3	4	8.00%	50	4	0		R	SC	0							
125373	BANGALORE KINGS	07/16/2015	Active	69	7	0	7	11.29%	65		2		N	T,M,SC	0							
141999	Bangalore Legends	07/13/2020	Active	39	9	1	8	25.81%	34	3	0		N		0							
Exc Award (06/30/2022, 06/30/2024)																						
136863	Bangalore Machohalli	11/29/2018	Active(1)	12	12	12	0	0.00%	11	5	2		2	T,M,VP,SC	0							
42127	BANGALORE MAHALAXMI	12/31/1982	Active	37	1	0	1	2.78%	36		2		N	P,M,VP	0							
62573	BANGALORE MAHANAGAR	12/15/1999	Active	45	7	7	0	0.00%	45	4	1			VP,SC	0							
135597	Bangalore Marenahalli Sankalp	07/20/2018	Active	22	2	1	1	4.76%	20	1	4		N		0							
57088	BANGALORE MEGA CITY	06/13/1995	Active	64	8	1	7	12.28%	58	0	5		R	SC	0							
Exc Award (06/30/2019, 06/30/2020, 06/30/2024)																	\$2,000.60					
54175	BANGALORE MODINAGAR	03/01/1993	Active	71	4	0	4	5.97%	67		3		N		0							
116287	BANGALORE NADAPRABHU	03/12/2012	Active	16	0	0	0	0.00%	28		1		N	T	0							
147705	Bangalore Orchids	07/30/2021	Cancelled(8*)	0	0	14	-14	-100.00%	18	2	9	1	None	P,S,T,M,VP SC	4	90+ Days						
57768	BANGALORE PRASHANTH NAGAR	01/22/1996	Active	42	0	0	0	0.00%	38		9		N		0							
109161	BANGALORE PRIDE	09/03/2010	Active(1)	45	15	0	15	50.00%	41		3		N	VP,SC	0							
Exc Award (06/30/2019)																						
32991	BANGALORE RAJAJINAGAR	11/18/1976	Active	12	0	0	0	0.00%	27		8		2	N	S,T,VP,SC	0						
147320	Bangalore Ramamandira Rajajinagar	08/02/2021	Cancelled(8*)	0	0	13	-13	-100.00%	13	3	29	1	None	P,S,T,M,VP SC	4	90+ Days						
137017	Bangalore Samrudhi	12/12/2018	Active	14	0	1	-1	-6.67%	20	2	8			M,VP,SC	0							
137900	Bangalore Sandalwood Celebrities	04/04/2019	Active(2)	8	0	0	0	0.00%	16		9		2	T,M,VP,SC	0							
142181	Bangalore Shashikirana	07/20/2020	Active	23	8	2	6	35.29%	15	2	3		IP	P,M,SC	0	90+ Days	\$1,006.29					
97437	BANGALORE SILICON CITY	06/29/2006	Active	37	4	2	2	5.71%	44	1	8		N	VP	0		\$1,006.29					
Exc Award (06/30/2020)																						
26599	BANGALORE SOUTH	03/29/1972	Active	33	0	2	-2	-5.71%	38	12	1			M,VP,SC	0							
Exc Award (06/30/2022)																						



Club Health Assessment for District 317 A through March 2025

			Status	Membership							Reports					Finance		LCIF
Club Number	Club Name	Charter Date		Current Member Count	YTD Members Added	YTD Members Dropped	YTD Net Growth	YTD Net Growth%	Member Count 12 Months Ago	Avg. length of service for dropped members	Months Since Last MMR ***	Yrs. Since Last Officer Report	President Rotation	Vice President Reported ****	Months Since Last Activity Report ***	Account Balance	Donations for current Fiscal Year	
			Number of times on status quo within last two years	If below 15 members appears				If net loss is greater than 20% appears			If no report in 3 months appears in	When more than one year appears in	Number of repeat terms	Notes the officers that do not have an active	If no report at 12 months appears in red			
144481	Bangalore Ullal	12/30/2020	Cancelled(8*)	0	0	21	-21	-100.00%	21	3	15	1	None	P,S,T,M,VP SC	4	90+ Days		
107654	BANGALORE VAISHNAVI	02/23/2010	Active	79	8	8	0	0.00%	72	5	3			M,VP,SC	0			
135552	Bangalore Vasundhare	07/19/2018	Active	10	0	0	0	0.00%	10		17		2	M,VP,SC	0			
	Exc Award (06/30/2019)																	
115374	BANGALORE VEERA HOYSALA	10/24/2011	Active	57	10	0	10	21.28%	49		0		N	M,SC	0		\$1,000.30	
137166	Bangalore Victory	01/23/2019	Active	25	7	0	7	38.89%	18		2		N		0			
49908	BANGALORE VIJAYAMAHAL	10/10/1989	Active	32	12	4	8	33.33%	31	5	2			M,VP,SC	0			
26600	BANGALORE WEST	02/12/1973	Active	134	9	3	6	4.69%	132	26	1		N		0		\$15,321.90	
139208	Bangalore Wilson Garden	07/26/2019	Active	27	1	0	1	3.85%	31		4		3	N	0		\$1,000.30	
	Exc Award (06/30/2020, 06/30/2021)																	
152131	Bengaluru Crystal	10/03/2022	Active	39	0	2	-2	-4.88%	47	2	6		N		0			
136358	Bengaluru Jnana Yoga	09/17/2018	Active	51	6	0	6	13.33%	45		8		N		0			
128381	Bengaluru Konanakunte	09/01/2016	Active(1)	27	11	0	11	68.75%	16		5		N	T,SC	0			
127802	Bengaluru Raghuvanahalli	06/07/2016	Active(3)	10	0	0	0	0.00%	10		0		2	S,T,M,VP,SC	0			
135550	Bengaluru Sanjeevini	07/15/2018	Cancelled(6*)	0	0	0	0	0.00%	28		9			M,VP,SC	7			
26611	CHENNAPATNA	02/20/1973	Active	56	18	3	15	36.59%	41	1	3		N	T,SC	0	90+ Days		
42624	GUBBI	04/04/1983	Active	49	7	3	4	8.89%	47	10	0		N	T	0			
26633	KANAKAPURA	11/26/1973	Active	63	15	1	14	28.57%	52	0	3		N	T,SC	0			
107260	KANAKAPURA SILK CITY	01/14/2010	Cancelled(8*)	0	6	29	-23	-100.00%	23	9	1		None	P,S,T,M,VP SC	4	90+ Days		
136461	Nonavinakere	09/21/2018	Active(3)	14	0	0	0	0.00%	14		3			IP	0			
136717	Ramanagara Silk City Lioness	12/03/2018	Active	14	2	0	2	16.67%	12		7			P,M,VP,SC	0			
40192	RAMANAGARAM	06/30/1981	Active(2)	17	2	5	-3	-15.00%	21	10	2		10	R	T,M,VP,SC	0		
29560	SARAKKI	06/20/1974	Active	39	5	1	4	11.43%	35	36	2		2	M,VP,SC	0			
	Exc Award (06/30/2019)																	
50439	TURUVEKERE	04/12/1990	Active	63	3	0	3	5.00%	60		0		N	M	0			
	Exc Award (06/30/2017)																	



Club Health Assessment for District 317 A through March 2025

Club Number	Club Name	Charter Date	Status	Membership							Reports					Finance	LCIF
				Current Member Count	YTD Members Added	YTD Members Dropped	YTD Net Growth	YTD Net Growth%	Member Count 12 Months Ago	Avg. length of service members	Months Since Last MMR ***	Yrs. Since Last Officer Report	President Rotation	Vice President Reported ****	Months Since Last Activity Report ***	Account Balance	Donations for current Fiscal Year
			Number of times on status quo within last two years	If below 15 members appears				If net loss is greater than 20% appears			If no report in 3 months appears	When more than one year appears in	Number of repeat terms	Notes the officers that do not have an active	If no report at 12 months appears in red		
53741	VIDYA GAYATHRINAGAR	10/07/1992	Active	23	17	9	8	53.33%	15	19	1		2	N	M,SC	0	
Exc Award (06/30/2017)																	

Clubs Cancelled Previous Fiscal Year – Clubs Cancelled within last 12 months may be reinstated

Club Number	Club Name	Charter Date	Current Status*	Cancellation Date
122512	Bangalore JP Nagar Ethics	06/17/2014	Cancelled(6*)	07/29/2023
151707	Bangalore Metro City	12/12/2022	Cancelled(8*)	07/29/2023
151708	Bangalore Nandhi	11/07/2022	Cancelled(8*)	08/29/2023
142043	Bangalore Nava Chethana	07/17/2020	Cancelled(8*)	08/29/2023

Current Total Clubs Count	YTD New Clubs Count	YTD Cancelled Clubs Count	YTD Net Club Gain	Current Total Members Count	YTD Add	YTD Drop	YTD Net Growth	YTD Net Growth %	Member Count 12 Months Ago	Average Member Count Per Club	% of Clubs with less than 20 members	% No MMR in 3 Months	% No Officer Report in 12 Months	% of Clubs with balance 90+ days	Number of Clubs in Status Quo	% Status Quo Clubs in Financial Suspension	Number of Cancelled Clubs	Average Cancelled Club Age	Members Lost Due to Cancellation	% of Clubs Cancelled for Non-Financial Reasons
74	5	9	-4	2,439	484	232	252	11.52%	2,457	33	24%	51%	3%	9%	0	0%	9	7	96	-11%

* - P - Priority Club. Cancellation Reasons: 1-Objectives/conduct, 2-Non-active club, 5-Non-existing club, 6-Disbanding, 7-Merger, 8-Financial Suspension, 9-District/Multiple District Dues.

** - Abbreviation: P-President, S-Secretary, T-Treasurer, M-Member Chairperson, VP-First Vice President, MC-Communications Chairperson, SC-Service Chairperson

*** - Abbreviation: N/R - Never reported using the Lions Clubs website, N/A - Not applicable, No password registered for the Lions Clubs website.

**** - Abbreviation: N - New, IP - Immediate Past, R - Repeat.



Club Health Assessment for District 317 G through March 2025

			Status	Membership							Reports					Finance		LCIF
Club Number	Club Name	Charter Date		Current Member Count	YTD Members Added	YTD Members Dropped	YTD Net Growth	YTD Net Growth%	Member Count 12 Months Ago	Avg. length of service for dropped members	Months Since Last MMR ***	Yrs. Since Last Officer Report	President Rotation	Vice President Reported ****	Months Since Last Activity Report ***	Account Balance	Donations for current Fiscal Year	
			Number of times on status quo within last two years	If below 15 members appears				If net loss is greater than 20% appears			If no report in 3 months appears in	When more than one year appears in	Number of repeat terms	Notes the officers that do not have an active	If no report at 12 months appears in red			
Clubs less than two years old																		
155312	Hunsur	08/23/2023	Cancelled(8*)	0	0	20	-20	-100.00%	20	1	3	1	None	P,S,T,M,VP SC	8	90+ Days		
157030	K R Pete Polytechnic Alumni	02/01/2024	Active(1)	47	0	0	0	0.00%	47		13		None	P,T,M,VP,SC	8	90+ Days		
157101	Maddur Kadamba	02/14/2024	Active(1)	22	2	0	2	10.00%	20		6		2	M,VP,SC	8	90+ Days		
155318	Malavalli Gaganachukki	08/14/2023	Cancelled(8*)	0	0	20	-20	-100.00%	20	1	3	1	None	P,S,T,M,VP SC	8	90+ Days		
155337	Mandya Akshya	07/26/2023	Active	26	2	0	2	8.33%	23		0			P,M,VP	8			
155275	Mandya Basaralu	08/30/2023	Active(1)	20	0	0	0	0.00%	20		17		None	P,S,T,M,VP SC	8	90+ Days		
155474	Mandya Engineers	08/17/2023	Active(1)	21	0	0	0	0.00%	21		19		None	P,S,T,M,VP SC	8	90+ Days		
156446	Mandya Kamadhenu	12/05/2023	Active(1)	21	0	0	0	0.00%	21		16		2	M,VP,SC	8	90+ Days		
157914	Mandya Nava Chethana	04/22/2024	Active	28	8	0	8	40.00%	0		1		2	M,VP,SC	8			
157090	Mysore Achievers	06/10/2024	Active	55	0	0	0	0.00%	0		8		2	T,M,VP,SC	8	90+ Days		
179469	Mysore Belavadi	12/16/2024	Active	34	34	0	34	100.00%	0		3			M,VP,SC	N/R	90+ Days		
157904	Mysore Capital	06/11/2024	Active	23	0	0	0	0.00%	0		9		2	R T,M,VP,SC	8	90+ Days		
178373	Mysore Cherish	01/20/2025	Newly Chartered	39	39	0	39	100.00%	0		0			N	0			
171863	Mysore Kanteerava	06/12/2024	Active	18	0	2	-2	-10.00%	0	1	3		None	P,T,M,VP,SC	8	90+ Days		
157026	Mysore Kingdom	02/05/2024	Active(1)	20	22	22	0	0.00%	20	1	2		3	T,M,VP,SC	8			
155711	Mysore Krishnaraja	08/23/2023	Active(1)	25	0	0	0	0.00%	25		15	1	None	P,S,T,M,VP SC	8	90+ Days		
155338	Mysore Nalvadi	07/26/2023	Active	32	0	0	0	0.00%	32		13	1	None	P,S,T,M,VP SC	8	90+ Days		
180037	Mysore New City	01/21/2025	Newly Chartered	21	21	0	21	100.00%	0		0			M,VP,SC	N/R			
157946	Mysore Palace City Queens	05/03/2024	Active	22	1	2	-1	-4.35%	0	1	3		2	R	0			
179240	Mysore Paradise	12/26/2024	Active	27	27	0	27	100.00%	0		0			T,M,VP,SC	N/R			
157089	Mysore Parivarthana	02/01/2024	Active(1)	31	0	0	0	0.00%	31		13		2	S,T,M,VP,SC	8	90+ Days		
173573	Mysore Platinum	07/16/2024	Active	42	42	0	42	100.00%	0		1			N SC	0			
156914	Mysore Sapphire	01/18/2024	Active(1)	11	0	10	-10	-47.62%	21	1	3		2	M,VP,SC	8	90+ Days		



Club Health Assessment for District 317 G through March 2025

			Status	Membership							Reports					Finance		LCIF
Club Number	Club Name	Charter Date		Current Member Count	YTD Members Added	YTD Members Dropped	YTD Net Growth	YTD Net Growth%	Member Count 12 Months Ago	Avg. length of service for dropped members	Months Since Last MMR ***	Yrs. Since Last Officer Report	President Rotation	Vice President Reported ****	Months Since Last Activity Report ***	Account Balance	Donations for current Fiscal Year	
			Number of times on status quo within last two years	If below 15 members appears				If net loss is greater than 20% appears			If no report in 3 months appears in	When more than one year appears in	Number of repeat terms	Notes the officers that do not have an active	If no report at 12 months appears in red			
171337	Mysore Srigantha	06/10/2024	Active	26	8	7	1	4.00%	0	1	1		2	M,VP,SC	2			
155336	Mysore Vishwamanava Kuvempu	07/26/2023	Active	30	6	9	-3	-9.09%	33	1	2			N SC	1	90+ Days		
155595	Pandavapura Kunthibetta	08/30/2023	Active(1)	14	0	46	-46	-76.67%	20	1	2		None	P,T,M,VP,SC	8	90+ Days		
Clubs more than two years old																		
38230	BANNUR	03/11/1980	Active	25	0	1	-1	-3.85%	26	31	2			N M,SC	2			
104199	BANNUR GREENLAND	12/29/2008	Active	25	0	2	-2	-7.41%	27	11	3		None	P,T,M,VP,SC	8			
143410	Bharathi Nagara	11/09/2020	Active(3)	13	0	0	0	0.00%	18		9			T,M,VP,SC	8	90+ Days		
39595	CHAMARAJANAGAR	03/18/1981	Active	24	0	0	0	0.00%	24		7		None	P,T,M,VP,SC	8	90+ Days		
41621	HALAGUR	06/14/1982	Active(1)	50	1	1	0	0.00%	50	5	1			N P,SC	0	90+ Days	\$808.11	
146404	Halagur Anikethana	06/15/2021	Active(1)	21	0	0	0	0.00%	21		8			S,T,M,VP	6	90+ Days		
41943	HEGGADA DEVANA KOTE	10/11/1982	Active(2)	24	0	0	0	0.00%	24		10			N P,T,SC	5	90+ Days		
139385	Hunsur Cauvery Sambhrama	07/31/2019	Active(1)	17	0	0	0	0.00%	17		7			P,S,M,VP,SC	8			
32403	KOLLEGAL	06/15/1976	Active	76	2	3	-1	-1.30%	78	16	0			N P,T,M	7			
106500	MADDUR	08/31/2009	Active	28	9	21	-12	-30.00%	40	5	3			P,T,M,VP,SC	8	90+ Days		
147975	Maddur Dhvani	09/22/2021	Active	9	8	11	-3	-25.00%	12	2	3		4	S,T,M,VP,SC	6	90+ Days		
148382	Maddur Kaveri	09/21/2021	Active	22	0	7	-7	-24.14%	29	2	3			N P,M,VP	0	90+ Days		
142056	Maddur Shimsha	07/17/2020	Cancelled(8*)	0	0	37	-37	-100.00%	37	4	3		None	P,S,T,M,VP SC	8	90+ Days		
143905	Malavalli Kamadhenu	12/23/2020	Active(2)	24	0	0	0	0.00%	24		0			P,S,T,M,VP SC	8	90+ Days		
139730	Malavalli Nadaprabhu	10/09/2019	Active(2)	14	0	6	-6	-30.00%	20	3	5			P,S,T,M,VP SC	8	90+ Days		
123086	Malavalli NES	09/05/2014	Active(1)	35	0	0	0	0.00%	35		19		2	P,S,M,VP,SC	8	90+ Days		
117440	MANDYA	07/25/2012	Active	28	3	2	1	3.70%	26	12	2			P,T,M,VP,SC	7			
138983	Mandya Belaku	07/26/2019	Active(1)	23	0	10	-10	-30.30%	33	3	3			N S,M,VP	8	90+ Days		
131836	Mandya Centennial	07/04/2017	Active(1)	46	0	2	-2	-4.17%	50	1	3			P,T,M,VP,SC	4		\$808.27	
150958	Mandya Central	06/08/2022	Active	14	0	15	-15	-51.72%	27	2	3			VP,SC	8	90+ Days		
54597	MANDYA CITY	06/14/1993	Cancelled(8*)	0	0	25	-25	-100.00%	25	12	2		None	P,S,T,M,VP SC	8	90+ Days		



Club Health Assessment for District 317 G through March 2025

			Status	Membership							Reports					Finance		LCIF
Club Number	Club Name	Charter Date		Current Member Count	YTD Members Added	YTD Members Dropped	YTD Net Growth	YTD Net Growth%	Member Count 12 Months Ago	Avg. length of service for dropped members	Months Since Last MMR ***	Yrs. Since Last Officer Report	President Rotation	Vice President Reported ****	Months Since Last Activity Report ***	Account Balance	Donations for current Fiscal Year	
			Number of times on status quo within last two years	If below 15 members appears				If net loss is greater than 20% appears			If no report in 3 months appears in	When more than one year appears in	Number of repeat terms	Notes the officers that do not have an active	If no report at 12 months appears in red			
109389	MANDYA KRUSHIKA	09/29/2010	Cancelled(8*)	0	0	19	-19	-100.00%	19	7	2	1	None	P,S,T,M,VP SC	8	90+ Days		
122880	Mandya Madhura	08/01/2014	Active(1)	28	0	25	-25	-47.17%	52	4	3			N	8	90+ Days		
39655	MANDYA MANDAVYANAGAR	03/30/1981	Active(2)	21	0	0	0	0.00%	21		9	1	None	P,S,T,M,VP SC	8	90+ Days		
138894	Mandya Nalvadi	07/26/2019	Active(3)	27	0	0	0	0.00%	28		9			S,M,VP,SC	8	90+ Days		
144699	Mandya Odanadi	12/31/2020	Active(1)	15	1	0	1	7.14%	14		3			S,M,VP,SC	8	90+ Days		
142767	Mandya PDF	09/01/2020	Active	66	0	6	-6	-8.33%	72	3	3			R	1			
122856	Mandya Sahakara	07/31/2014	Active	19	0	11	-11	-36.67%	29	7	3			P,S,T,M,VP SC	8	90+ Days		
122855	Mandya Sahithya	07/30/2014	Active(1)	31	8	3	5	19.23%	26	4	6			N	6	90+ Days		
151706	Mandya Sakkare Nadu	11/02/2022	Active(2)	6	0	7	-7	-53.85%	13	2	3		None	P,S,T,M,VP SC	7			
107401	MANDYA SUGAR CITY	02/03/2010	Active	30	0	2	-2	-6.25%	17	1	1			T,M,VP,SC	8		\$687.63	
26648	MYSORE	06/20/1958	Active	45	7	0	7	18.42%	36		0			T,VP,SC	8		\$808.27	
104220	MYSORE VIJAYASHRI	12/29/2008	Cancelled(6*)	0	0	21	-21	-100.00%	20	8	0		None	P,S,T,M,VP SC	8		\$688.47	
144593	Mysore Ambassador	12/30/2020	Active	63	10	1	9	16.67%	52	4	2			N	1		\$2,814.50	
147016	Mysore Bandhavya	07/27/2021	Active(1)	33	11	4	7	26.92%	23	2	1			N	0			
35980	MYSORE CENTRAL	07/17/1978	Active(1)	56	0	18	-18	-24.32%	69	6	0		2	P,VP,SC	1	90+ Days		
150768	Mysore Chamundi	05/17/2022	Active	10	0	9	-9	-47.37%	22	2	3			N	5	90+ Days		
123712	Mysore Chandana	12/01/2014	Active(1)	25	0	3	-3	-10.71%	28	4	1		None	P,S,T,M,VP SC	8	90+ Days		
76014	MYSORE CLASSIC	06/30/2003	Active	41	3	3	0	0.00%	41	1	3			N	0		\$59.90	
30910	MYSORE EAST	06/06/1975	Active	21	1	4	-3	-12.50%	25	26	3			T,M,VP,SC	8			
122858	Mysore Elite	08/01/2014	Active	35	10	2	8	29.63%	28	8	3			N	1		\$808.27	
95959	MYSORE GANGOTRI	02/28/2006	Active	30	3	1	2	7.14%	26	6	2			N	8			
54454	MYSORE GARDEN CITY	05/10/1993	Active	76	9	4	5	7.04%	74	13	0			S,M,VP,SC	8		\$4,041.35	
145310	Mysore Golden City	03/25/2021	Active	6	0	0	0	0.00%	6		10			T,M,VP,SC	8	90+ Days		
117961	MYSORE HERITAGE CITY	10/05/2012	Active	58	15	2	13	28.89%	55	12	0			VP	1			
51568	MYSORE INDIRANAGAR	04/17/1991	Active	26	0	5	-5	-16.13%	27	10	0			N	3			



Club Health Assessment for District 317 G through March 2025

			Status	Membership							Reports					Finance		LCIF
Club Number	Club Name	Charter Date		Current Member Count	YTD Members Added	YTD Members Dropped	YTD Net Growth	YTD Net Growth%	Member Count 12 Months Ago	Avg. length of service for dropped members	Months Since Last MMR ***	Yrs. Since Last Officer Report	President Rotation	Vice President Reported ****	Months Since Last Activity Report ***	Account Balance	Donations for current Fiscal Year	
			Number of times on status quo within last two years	If below 15 members appears				If net loss is greater than 20% appears			If no report in 3 months appears in	When more than one year appears in	Number of repeat terms	Notes the officers that do not have an active	If no report at 12 months appears in red			
105812	MYSORE J P NAGAR	06/22/2009	Active	15	5	13	-8	-34.78%	21	8	3			S,T,VP,SC	0	90+ Days		
47933	MYSORE JAYALAKSHMIPURAM	12/02/1987	Active	50	0	0	0	0.00%	50		2			N P,VP,SC	4			
131886	Mysore Jeevadhara	07/04/2017	Active(1)	12	1	0	1	9.09%	19		7		3	T,M,VP,SC	8			
121092	Mysore Kamadhenu	01/08/2014	Active	27	10	9	1	3.85%	26	5	1		8	R T,SC	6			
46910	MYSORE KUVEMPUNAGAR	01/21/1987	Active	26	3	1	2	8.33%	24	1	2			N M,VP,SC	1			
131670	Mysore Mayuri	07/04/2017	Active	20	6	1	5	33.33%	15	0	7			N S,M,SC	7			
48236	MYSORE MIDTOWN	03/08/1988	Active	22	0	12	-12	-35.29%	42	20	2			T,M,VP,SC	8	90+ Days		
63367	MYSORE MILLENNIUM	06/26/2000	Cancelled(6*)	0	0	26	-26	-100.00%	26	5	2		None	P,S,T,M,VP SC	8	90+ Days		
124030	Mysore Narasimharaja	01/26/2015	Cancelled(8*)	0	0	11	-11	-100.00%	11	6	7	1	None	P,S,T,M,VP SC	8	90+ Days		
136226	Mysore Nesara	09/05/2018	Active	27	0	1	-1	-3.57%	32	1	1			P,T,M,VP,SC	2	90+ Days		
138779	Mysore Nirmaan	07/17/2019	Active	30	0	0	0	0.00%	30		8	1	None	P,S,T,M,VP SC	8	90+ Days		
128859	Mysore Nisarga	09/16/2016	Active	37	12	0	12	48.00%	28		6			N S,T,VP	6	90+ Days		
50053	MYSORE NORTH	12/11/1989	Active	23	0	6	-6	-20.69%	29	2	3			N VP,SC	8		\$808.27	
59524	MYSORE PALACE CITY	05/07/1997	Active	41	0	2	-2	-4.65%	43	3	3			N SC	6	90+ Days		
116356	MYSORE RAJIVNAGAR	03/27/2012	Cancelled(8*)	0	0	3	-3	-100.00%	3	5	3	2	None	P,S,T,M,VP SC	8	90+ Days		
44595	MYSORE SOUTH	01/08/1985	Active(1)	30	0	8	-8	-21.05%	38	4	2			R T,VP	0	90+ Days	\$718.78	
Exc Award (06/30/2018)																		
101807	MYSORE VIVEKANANDA NAGAR	05/19/2008	Active	134	56	35	21	18.58%	76	7	1			N P,S,T,M,SC	8		\$808.27	
39656	MYSORE WEST	03/31/1981	Active(1)	57	2	1	1	1.79%	56	5	7			N M,VP,SC	7		\$299.49	
147935	Mysuru Muktha	10/07/2021	Cancelled(8*)	0	0	17	-17	-100.00%	22	3	7	1	None	P,S,T,M,VP SC	8	90+ Days		
145492	Mysuru Parampare	03/30/2021	Active(1)	26	0	0	0	0.00%	26		10			S,M,VP,SC	8	90+ Days		
151047	Nagamangala Central	06/08/2022	Active(1)	31	6	25	-19	-38.00%	50	2	1			N T,VP,SC	1			
138895	Nagamangala City	07/26/2019	Active(2)	19	1	22	-21	-52.50%	40	2	3			T,M,VP,SC	3			
26650	NANJANGUD	04/09/1973	Active	37	0	0	0	0.00%	37		10			P,S,T,M,VP SC	8		\$808.27	



Club Health Assessment for District 317 G through March 2025

			Status	Membership							Reports				Finance	LCIF	
Club Number	Club Name	Charter Date		Current Member Count	YTD Members Added	YTD Members Dropped	YTD Net Growth	YTD Net Growth%	Member Count 12 Months Ago	Avg. length of service for dropped members	Months Since Last MMR ***	Yrs. Since Last Officer Report	President Rotation	Vice President Reported ****	Months Since Last Activity Report ***	Account Balance	Donations for current Fiscal Year
			Number of times on status quo within last two years	If below 15 members appears				If net loss is greater than 20% appears			If no report in 3 months appears in	When more than one year appears in	Number of repeat terms	Notes the officers that do not have an active	If no report at 12 months appears in red		
147256	Pandavapura Aadarsha Green Health	07/29/2021	Active	10	4	0	4	66.67%	10		5		None	P,S,T,M,VP SC	6	90+ Days	
85958	PANDAVAPURA FRENCH ROCKS	03/22/2005	Active(3)	37	0	0	0	0.00%	37		6			M,VP,SC	7	90+ Days	
147273	Pandavapura Pandavas	09/13/2021	Cancelled(8*)	0	0	22	-22	-100.00%	22	3	16		None	P,S,T,M,VP SC	8	90+ Days	
50491	SARAGUR SANTHE	04/30/1990	Active	24	0	2	-2	-7.69%	26	20	2			R P,T,M,SC	8		
148394	Srirangapatna	10/20/2021	Cancelled(8*)	0	0	25	-25	-100.00%	25	2	2		None	P,S,T,M,VP SC	8	90+ Days	
34713	T NARSIPUR	11/09/1977	Active	25	1	1	0	0.00%	26	25	1			S,T,M,VP,SC	0		
41097	YELANDUR	03/08/1982	Active(3)	19	0	0	0	0.00%	19		16		None	P,T,M,VP,SC	8	90+ Days	

Clubs Cancelled Previous Fiscal Year – Clubs Cancelled within last 12 months may be reinstated

Club Number	Club Name	Charter Date	Current Status*	Cancellation Date
122294	Maddur Samskruthi	05/22/2014	Cancelled(8*)	12/29/2023
149160	Mandya Amrutha	12/22/2021	Cancelled(8*)	12/29/2023
138793	Mysore Kabini	07/17/2019	Cancelled(8*)	12/29/2023
138957	Mysore Royal City	07/26/2019	Cancelled(8*)	12/29/2023
138790	Mysore Royals	07/17/2019	Cancelled(8*)	12/29/2023
138796	Mysore Siri	07/17/2019	Cancelled(8*)	12/29/2023
151718	Mysore Siri Phoenix	12/12/2022	Cancelled(8*)	12/29/2023
138810	Mysore Vaidyas	07/17/2019	Cancelled(8*)	04/29/2024

Current Total Clubs Count	YTD New Clubs Count	YTD Cancelled Clubs Count	YTD Net Club Gain	Current Total Members Count	YTD Add	YTD Drop	YTD Net Growth	YTD Net Growth %	Member Count 12 Months Ago	Average Member Count Per Club	% of Clubs with less than 20 members	% No MMR in 3 Months	% No Officer Report in 12 Months	% of Clubs with balance 90+ days	Number of Clubs in Status Quo	% Status Quo Clubs in Financial Suspension	Number of Cancelled Clubs	Average Cancelled Club Age	Members Lost Due to Cancellation	% of Clubs Cancelled for Non-Financial Reasons
90	5	12	-7	2,720	420	674	-254	-8.54%	2,749	30	20%	61%	4%	54%	0	0%	12	13	246	-50%

* - P - Priority Club. Cancellation Reasons: 1-Objectives/conduct, 2-Non-active club, 5-Non-existing club, 6-Disbanding, 7-Merger, 8-Financial Suspension, 9-District/Multiple District Dues.

** - Abbreviation: P-President, S-Secretary, T-Treasurer, M-Member Chairperson, VP-First Vice President, MC-Communications Chairperson, SC-Service Chairperson

*** - Abbreviation: N/R - Never reported using the Lions Clubs website, N/A - Not applicable, No password registered for the Lions Clubs website.

**** - Abbreviation: N - New, IP - Immediate Past, R - Repeat.



Club Health Assessment for District 317 B through March 2025

			Status	Membership							Reports					Finance		LCIF
Club Number	Club Name	Charter Date		Current Member Count	YTD Members Added	YTD Members Dropped	YTD Net Growth	YTD Net Growth%	Member Count 12 Months Ago	Avg. length of service for dropped members	Months Since Last MMR ***	Yrs. Since Last Officer Report	President Rotation	Vice President Reported ****	Months Since Last Activity Report ***	Account Balance	Donations for current Fiscal Year	
			Number of times on status quo within last two years	If below 15 members appears				If net loss is greater than 20% appears			If no report in 3 months appears in	When more than one year appears in	Number of repeat terms	Notes the officers that do not have an active	If no report at 12 months appears in red			
Clubs less than two years old																		
156648	Anjuna Cyber	11/16/2023	Cancelled(8*)	0	0	20	-20	-100.00%	20	1	16	1	None	P,S,T,M,VP SC	7	90+ Days		
156865	Anjuna Online Cyber	12/13/2023	Cancelled(8*)	0	0	20	-20	-100.00%	20	1	15	1	None	P,S,T,M,VP SC	8	90+ Days		
175462	Banavasi	09/04/2024	Active	22	22	0	22	100.00%	0		1			N SC	8	90+ Days		
155988	Candolim Flowers	09/30/2023	Cancelled(8*)	0	2	70	-68	-100.00%	20	1	6		None	P,S,T,M,VP SC	6	90+ Days		
175846	Fatorda Cyber	08/07/2024	Active	20	20	0	20	100.00%	0		7			N	7	90+ Days		
156044	Hirekerur Pariwar	09/27/2023	Active(1)	34	0	0	0	0.00%	34		17	1	None	P,S,T,M,VP SC	7			
155959	Kakoda	09/15/2023	Active	12	0	9	-9	-42.86%	21	4	3			N M	0			
156086	Mapusa Elite	09/30/2023	Active	25	9	0	9	56.25%	22		6			N VP,SC	0		\$1,000.06	
155815	North Goa Trailblazers	09/29/2023	Cancelled(8*)	0	53	232	-179	-100.00%	20	0	6		None	P,S,T,M,VP SC	7	90+ Days		
155335	Panjim Greater	09/06/2023	Active(1)	19	19	27	-8	-29.63%	27	1	1		2	M,VP,SC	7			
157385	Sattari Stars	03/11/2024	Active(1)	23	3	0	3	15.00%	20		7		2	N	5			
157662	Sirsi Sahyadri	05/22/2024	Active	23	2	0	2	9.52%	0		2		2	M,VP,SC	3	90+ Days		
Clubs more than two years old																		
62875	AGUADA 2000	03/03/2000	Active	15	0	0	0	0.00%	15		10			N M,VP,SC	6			
36776	ALDONA	03/06/1979	Active	46	3	0	3	6.98%	44		8			N	1		\$3,197.06	
Exc Award (06/30/2016, 06/30/2019, 06/30/20																		
35891	ALEM DE MARGAO L C	06/21/1978	Active	52	3	1	2	4.00%	50	0	7			N	1		\$4,599.57	
Exc Award (06/30/2016, 06/30/2017, 06/30/20																		
40830	ALNAVAR	01/20/1982	Active(1)	23	0	1	-1	-4.17%	25	13	8			N VP,SC	2			
48505	ANJUNA	04/29/1988	Active(1)	22	22	50	-28	-56.00%	47	7	0		2	M,VP,SC	6			
Exc Award (06/30/2024)																		
138581	Ankola City	06/18/2019	Active	35	1	7	-6	-14.63%	41	4	6			N M	3		\$778.67	
Exc Award (06/30/2024)																		
63706	ANKOLA KARAVALI	11/20/2000	Active	28	1	0	1	3.70%	27		2			N P,T	1			
57089	ARPORA-NAGOA-PARRA	06/19/1995	Active	21	0	0	0	0.00%	21		15		None	P,T,M,VP,SC	7			



Club Health Assessment for District 317 B through March 2025

			Status	Membership							Reports					Finance		LCIF
Club Number	Club Name	Charter Date		Current Member Count	YTD Members Added	YTD Members Dropped	YTD Net Growth	YTD Net Growth%	Member Count 12 Months Ago	Avg. length of service for dropped members	Months Since Last MMR ***	Yrs. Since Last Officer Report	President Rotation	Vice President Reported ****	Months Since Last Activity Report ***	Account Balance	Donations for current Fiscal Year	
			Number of times on status quo within last two years	If below 15 members appears				If net loss is greater than 20% appears			If no report in 3 months appears in	When more than one year appears in	Number of repeat terms	Notes the officers that do not have an active	If no report at 12 months appears in red			
Exc Award (06/30/2016)																		
78331	ASSAGAO	02/19/2004	Active(1)	11	0	0	0	0.00%	11		21		None	P,M,VP,SC	7			
39486	AVEDEM-PARODA	02/19/1981	Active(1)	23	1	1	0	0.00%	23	6	8			N	S,M	7		
26588	BAGALKOT	02/13/1971	Active	82	1	2	-1	-1.20%	94	2	0			R	VP	6	\$59.90	
Exc Award (06/30/2019)																		
55344	BANKAPUR TOWN	02/22/1994	Active	23	0	0	0	0.00%	23		12		3	N	M,VP,SC	4		
26604	BELGAUM	09/29/1962	Active	59	2	0	2	3.51%	57		1			N	T,VP	0	\$59.90	
Exc Award (06/30/2019, 06/30/2020, 06/30/2021)																		
54502	BELGAUM MID TOWN	05/21/1993	Active(1)	32	0	1	-1	-3.03%	35	25	0				P,M,VP,SC	1		
50209	BELGAUM SHAHAPUR	02/15/1990	Active	28	10	2	8	40.00%	25	10	7				M,VP,SC	0		
29557	BELGAUM TILAKWADI	06/20/1974	Active(1)	24	0	8	-8	-25.00%	32	24	6			N	SC	6		
26605	BELLARY	11/16/1966	Active	67	0	7	-7	-9.46%	74	7	6		2	N	M,SC	2		
Exc Award (06/30/2022)																		
37394	BELLARY CANTONMENT	06/29/1979	Active	34	1	0	1	3.03%	34		2		2	N	T,VP	8		
26608	BICHOLIM	11/15/1970	Active	26	0	0	0	0.00%	26		7				P,M,VP,SC	3		
Exc Award (06/30/2024)																		
26609	BIJAPUR	04/28/1965	Active(1)	24	0	0	0	0.00%	24		11		2		M,VP,SC	7	\$207.25	
121307	Bijapur Pariwar	02/06/2014	Active(2)	19	19	19	0	0.00%	19	8	0				P,T,M,VP,SC	8		
29714	CALANGUTE	07/15/1974	Active	69	1	1	0	0.00%	72	0	4				VP,SC	1		
Exc Award (06/30/2016, 06/30/2018, 06/30/2021)																		
146696	Calangute Coastal	06/18/2021	Active(1)	32	0	1	-1	-3.03%	41	2	5		2		M,VP,SC	8		
39833	CANACONA	04/28/1981	Active	34	1	5	-4	-10.53%	39	3	2			N		0		
Exc Award (06/30/2020, 06/30/2024)																		
38525	CANDOLIM	05/28/1980	Active	41	12	35	-23	-35.94%	45	4	4			N	M,SC	0	\$1,006.29	
Exc Award (06/30/2019, 06/30/2021, 06/30/2023)																		
50134	CHICALIM BOGMALO	01/19/1990	Active	25	1	0	1	4.17%	25		6		4	N	T	0		
Exc Award (06/30/2019, 06/30/2023)																		
51424	CHODAN	03/13/1991	Active(2)	19	0	0	0	0.00%	22		9			N		0	\$999.94	



Club Health Assessment for District 317 B through March 2025

			Status	Membership							Reports					Finance		LCIF
Club Number	Club Name	Charter Date		Current Member Count	YTD Members Added	YTD Members Dropped	YTD Net Growth	YTD Net Growth%	Member Count 12 Months Ago	Avg. length of service for dropped members	Months Since Last MMR ***	Yrs. Since Last Officer Report	President Rotation	Vice President Reported ****	Months Since Last Activity Report ***	Account Balance	Donations for current Fiscal Year	
			Number of times on status quo within last two years	If below 15 members appears					If net loss is greater than 20% appears		If no report in 3 months appears in	When more than one year appears in	Number of repeat terms	Notes the officers that do not have an active	If no report at 12 months appears in red			
Exc Award (06/30/2024)																		
31298	COLVA	10/22/1975	Active(1)	20	0	0	0	0.00%	20		12	1	None	P,S,T,M,VP SC	7			
36636	CORTALIM	02/20/1979	Active	27	2	2	0	0.00%	27	3	5			N	0		\$898.47	
Exc Award (06/30/2018)																		
152722	Curchorem Sanvordem	01/30/2023	Active	23	2	0	2	9.52%	21		0			M,VP,SC	0			
120003	DABOLIM	07/16/2013	Active	42	3	7	-4	-8.70%	46	8	0			N	0		\$1,000.06	
Exc Award (06/30/2018, 06/30/2020, 06/30/2024)																		
31639	DANDELI CITY	01/28/1976	Active	52	0	0	0	0.00%	57		7			VP	2		\$999.94	
26615	DHARWAD	11/03/1965	Active	66	6	4	2	3.13%	64	7	0			N	0			
Exc Award (06/30/2023, 06/30/2024)																		
143385	Dharwad Galaxy	10/26/2020	Active(2)	22	0	4	-4	-15.38%	28	4	3			N	1	90+ Days	\$59.90	
Exc Award (06/30/2021, 06/30/2024)																		
26617	GADAG BETGERI	01/12/1964	Active	105	6	3	3	2.94%	102	1	0			R	0			
Exc Award (06/30/2024)																		
126816	Gadag City	02/29/2016	Active	15	0	0	0	0.00%	15		8		2	M,VP,SC	8			
26618	GANGAVATHI	01/03/1969	Active	122	6	7	-1	-0.81%	123	5	3			M,VP,SC	2			
Exc Award (06/30/2018, 06/30/2024)																		
36666	GOKAK	02/28/1979	Active	30	0	1	-1	-3.23%	31	1	5			N	5			
35266	GOKARN	03/03/1978	Active	28	0	0	0	0.00%	28		8			N	1			
Exc Award (06/30/2023, 06/30/2024)																		
39834	HALIYAL	04/28/1981	Active(1)	33	0	0	0	0.00%	33		8	1	None	P,S,T,M,VP SC	7			
26630	HAVERI	03/28/1973	Active	41	0	0	0	0.00%	43		1			N	0			
139541	Haveri Parivar	09/04/2019	Active	16	1	0	1	6.67%	22		6			N	1		\$1,000.06	
32994	HONNAVAR	11/18/1976	Active	65	0	1	-1	-1.52%	69	1	8			N	0			
Exc Award (06/30/2019, 06/30/2021)																		
26629	HOSPET	01/14/1968	Active	20	0	0	0	0.00%	20		0			M,VP,SC	0			
26625	HUBLI	11/09/1960	Active	107	3	0	3	2.88%	106		2			N	3		\$1,422.41	
Exc Award (06/30/2024)																		



Club Health Assessment for District 317 B through March 2025

Club Number	Club Name	Charter Date	Status	Membership							Reports					Finance	LCIF
				Current Member Count	YTD Members Added	YTD Members Dropped	YTD Net Growth	YTD Net Growth%	Member Count 12 Months Ago	Avg. length of service for dropped members	Months Since Last MMR ***	Yrs. Since Last Officer Report	President Rotation	Vice President Reported ****	Months Since Last Activity Report ***	Account Balance	Donations for current Fiscal Year
			Number of times on status quo within last two years	If below 15 members appears				If net loss is greater than 20% appears			If no report in 3 months appears	When more than one year appears in	Number of repeat terms	Notes the officers that do not have an active	If no report at 12 months appears in red		
131256	HUBLI CENTENNIAL	06/12/2017	Active	20	3	5	-2	-9.09%	21	5	0		None	P,M,VP,SC	0		\$101.83
	Exc Award (06/30/2019)																
55171	HUBLI CITY	12/28/1993	Active	70	5	1	4	6.06%	65	25	1			N M	0		
	Exc Award (06/30/2018, 06/30/2024)																
140442	Hubli Gems	12/20/2019	Active	15	0	0	0	0.00%	15		2	1	None	P,S,T,M,VP SC	7	90+ Days	
65096	HUBLI PARIWAR	03/22/2002	Active	56	0	0	0	0.00%	61		3			M,VP,SC	7		
	Exc Award (06/30/2016)																
133798	Hubli Pearls	02/13/2018	Active(2)	12	13	12	1	9.09%	11	6	-3		2	M,VP,SC	7		
140308	Ilkal	01/09/2020	Active	24	0	0	0	0.00%	37		8			N M,VP	0		
41259	INDI	04/22/1982	Active(2)	20	0	0	0	0.00%	20		13			S,T,M,VP,SC	8	90+ Days	
26631	JAMKHANDI	11/17/1969	Active(1)	64	10	1	9	16.36%	55	1	1			N T,SC	0	90+ Days	
	Exc Award (06/30/2016, 06/30/2019, 06/30/2020)																
26636	KARWAR	11/29/1973	Active	33	0	0	0	0.00%	43		9			N P,SC	0		\$167.72
	Exc Award (06/30/2018, 06/30/2019, 06/30/2020)																
26638	KHANAPUR	04/17/1973	Active	25	0	3	-3	-10.71%	28	22	7			N VP	0		
32050	KOPPAL	04/09/1976	Active	38	0	0	0	0.00%	38		8			N	0		\$999.94
31904	KUMTA	03/19/1976	Active	54	0	1	-1	-1.82%	52	23	0			N T	1		\$2,000.12
	Exc Award (06/30/2021, 06/30/2024)																
151898	Lingsugur	07/22/2022	Active	23	0	0	0	0.00%	23		21	1	None	P,S,T,M,VP SC	7		
39943	LOUTULIM	05/21/1981	Active	24	0	2	-2	-7.69%	26	5	5			N S,T,M,VP,SC	0		
	Exc Award (06/30/2019, 06/30/2020)																
125406	Mahalingpur Green Basin	07/17/2015	Active	43	12	0	12	38.71%	33		0			N T,M,SC	0		
46788	MAJORDA CANSAULIM VELSAO	12/15/1986	Active(1)	20	0	6	-6	-23.08%	27	10	0			M,VP,SC	5		\$999.94
149784	Manvi	02/22/2022	Active(2)	10	0	0	0	0.00%	21		13		None	P,S,T,M,VP SC	6		
26644	MAPUCA	03/04/1965	Active	36	0	0	0	0.00%	36		0			N VP,SC	6		
	Exc Award (06/30/2021)																
67291	MAPUSA SUBURBAN	02/11/2003	Active	14	4	1	3	27.27%	11	19	6			N	7		



Club Health Assessment for District 317 B through March 2025

			Status	Membership							Reports					Finance		LCIF
Club Number	Club Name	Charter Date		Current Member Count	YTD Members Added	YTD Members Dropped	YTD Net Growth	YTD Net Growth%	Member Count 12 Months Ago	Avg. length of service for dropped members	Months Since Last MMR ***	Yrs. Since Last Officer Report	President Rotation	Vice President Reported ****	Months Since Last Activity Report ***	Account Balance	Donations for current Fiscal Year	
			Number of times on status quo within last two years	If below 15 members appears				If net loss is greater than 20% appears			If no report in 3 months appears in	When more than one year appears in	Number of repeat terms	Notes the officers that do not have an active	If no report at 12 months appears in red			
148711	Marcel	11/19/2021	Cancelled(8*)	0	0	26	-26	-100.00%	26	3	3	1	None	P,S,T,M,VP SC	7	90+ Days		
26645	MARGAO	11/05/1962	Active	29	0	1	-1	-3.33%	32	3	3			M,VP,SC	2		\$999.94	
105077	MARGAO CENTRAL	03/26/2009	Active	11	0	1	-1	-8.33%	13	2	0			S,T,M,VP,SC	6			
	Exc Award (06/30/2020)																	
57906	MARGAO GOMAT-GOGOL	02/20/1996	Active(2)	26	4	5	-1	-3.70%	23	7	3		N		0			
	Exc Award (06/30/2024)																	
42729	MARGAO RAVANFOND	05/31/1983	Active	35	1	1	0	0.00%	35	6	3			P,T,M,VP,SC	2			
117004	MARGAO SAHELI	05/30/2012	Active(1)	5	5	8	-3	-37.50%	15	7	0		2	P,T,M,VP,SC	7			
	Exc Award (06/30/2018)																	
41099	MARGAO SOUTH	03/09/1982	Active(1)	8	0	0	0	0.00%	8		8	1	None	P,S,T,M,VP SC	7	90+ Days		
40965	MASKI	02/23/1982	Active	36	0	0	0	0.00%	36		8			P,T,M,VP,SC	0			
	Exc Award (06/30/2023, 06/30/2024)																	
60837	MORMUGAO	06/01/1998	Active	23	0	0	0	0.00%	26		7			T,M,VP,SC	6			
125405	Mudalgi Pariwar	07/16/2015	Active	44	0	0	0	0.00%	44		3			N T,SC	2			
29240	MUDDEBIHAL	04/26/1974	Active	23	0	0	0	0.00%	23		13			T,M,VP,SC	1			
56464	MUDHOL TOWN	01/25/1995	Active	32	3	5	-2	-5.88%	34	1	1			N VP	8			
101632	MURUDESHWAR	03/27/2008	Active	29	1	0	1	3.57%	28		1			N	0			
	Exc Award (06/30/2019)																	
26651	NARGUND	04/09/1973	Active(1)	40	0	1	-1	-2.44%	41	1	8			P,M,VP,SC	8			
37107	NAVELIM	05/08/1979	Active	33	2	0	2	6.45%	31		2			M,VP,SC	0		\$999.94	
	Exc Award (06/30/2016, 06/30/2019, 06/30/2020)																	
37539	NUVEM-VERNA L C	09/20/1979	Active	20	1	3	-2	-9.09%	21	10	2			N	0		\$999.94	
	Exc Award (06/30/2018, 06/30/2023)																	
45848	OLD GOA	02/17/1986	Active	25	0	0	0	0.00%	25		1			M,VP,SC	3	90+ Days		
	Exc Award (06/30/2023)																	
26657	PANJIM L C	09/07/1962	Active	35	4	6	-2	-5.41%	34	9	2			N	0			
	Exc Award (06/30/2023)																	
26658	PONDA	09/30/1965	Active	61	5	0	5	8.93%	57		1			N	1		\$259.90	



Club Health Assessment for District 317 B through March 2025

			Status	Membership							Reports					Finance		LCIF		
Club Number	Club Name	Charter Date		Current Member Count	YTD Members Added	YTD Members Dropped	YTD Net Growth	YTD Net Growth%	Member Count 12 Months Ago	Avg. length of service for dropped members	Months Since Last MMR ***	Yrs. Since Last Officer Report	President Rotation	Vice President Reported ****	Months Since Last Activity Report ***	Account Balance	Donations for current Fiscal Year			
			Number of times on status quo within last two years	If below 15 members appears					If net loss is greater than 20% appears					If no report in 3 months appears in	When more than one year appears in	Number of repeat terms	Notes the officers that do not have an active	If no report at 12 months appears in red		
Exc Award (06/30/2016, 06/30/2017, 06/30/20																				
54681	PONDA CITY	06/28/1993	Active	32	3	1	2	6.67%	30	18	4			N	4					
Exc Award (06/30/2016, 06/30/2018, 06/30/20																				
139209	Ponda Midtown	07/17/2019	Active	22	0	0	0	0.00%	26		8			N	7					
Exc Award (06/30/2021)																				
29559	PORVORIM	06/20/1974	Active(2)	21	0	0	0	0.00%	21		16	1	None	P,S,T,M,VP SC	7					
26662	RAMDURG	05/05/1972	Active	31	0	0	0	0.00%	31		10			M,VP,SC	2					
34068	RANEBENNUR	06/08/1977	Active	88	27	0	27	44.26%	67		0			N	M,SC	4				
Exc Award (06/30/2016, 06/30/2019)																				
48455	RANIBENNUR CITY	04/18/1988	Active(1)	15	0	0	0	0.00%	15		25	1	None	P,S,T,M,VP SC	7	90+ Days				
40578	RATTIHALLI	11/30/1981	Active	41	6	0	6	17.14%	35		4			T,M,VP,SC	3					
106476	SADASHIVAGAD	08/31/2009	Active	15	1	0	1	7.14%	15		1		2	R	T,SC	7	90+ Days			
130163	Salcete	03/08/2017	Active(1)	19	0	8	-8	-29.63%	27	4	3			T,M,VP,SC	7	90+ Days				
Exc Award (06/30/2021, 06/30/2024)																				
48456	SANKHALI	04/18/1988	Active	44	0	2	-2	-4.35%	47	22	2			P,M,VP,SC	0					
Exc Award (06/30/2019, 06/30/2024)																				
100388	SAVANUR TOWN	10/16/2007	Active	10	0	0	0	0.00%	10		13		2	P,M,VP,SC	8					
26669	SIDDAPUR	11/07/1973	Active	32	4	0	4	14.29%	28		0			N	S,VP	0	\$999.94			
Exc Award (06/30/2021, 06/30/2024)																				
42131	SINDGI	12/07/1982	Active	19	6	1	5	35.71%	14	42	4			M,VP,SC	7					
33786	SINDHANOOR	04/04/1977	Active	58	1	0	1	1.75%	58		6			N	M	1				
Exc Award (06/30/2023)																				
26670	SIRSI	11/29/1973	Active	116	8	3	5	4.50%	111	5	0			N	SC	0	\$2,411.02			
Exc Award (06/30/2019, 06/30/2021, 06/30/20																				
54660	TIVIM	06/24/1993	Active	31	11	0	11	55.00%	20		0			N	P,VP	0				
59345	UGAR	04/04/1997	Active(1)	41	1	0	1	2.50%	42		7			N	SC	1				
26679	VASCO DA GAMA	08/10/1963	Active	31	0	0	0	0.00%	36		0			N	M,SC	2	90+ Days			
Exc Award (06/30/2020, 06/30/2022, 06/30/20																				



Club Health Assessment for District 317 B through March 2025

			Status	Membership							Reports					Finance	LCIF
Club Number	Club Name	Charter Date		Current Member Count	YTD Members Added	YTD Members Dropped	YTD Net Growth	YTD Net Growth%	Member Count 12 Months Ago	Avg. length of service for dropped members	Months Since Last MMR ***	Yrs. Since Last Officer Report	President Rotation	Vice President Reported ****	Months Since Last Activity Report ***	Account Balance	Donations for current Fiscal Year
			Number of times on status quo within last two years	If below 15 members appears				If net loss is greater than 20% appears			If no report in 3 months appears in	When more than one year appears in	Number of repeat terms	Notes the officers that do not have an active	If no report at 12 months appears in red		
103543	YELLAPUR TOWN Exc Award (06/30/2024)	09/04/2008	Active	29	4	0	4	16.00%	31		7			N T,M,VP	0	90+ Days	

Clubs Cancelled Previous Fiscal Year – Clubs Cancelled within last 12 months may be reinstated

Club Number	Club Name	Charter Date	Current Status*	Cancellation Date
149117	Bailhongal	02/01/2022	Cancelled(8*)	12/29/2023
133557	Vasco Port Town	01/11/2018	Cancelled(8*)	01/29/2024

Current Total Clubs Count	YTD New Clubs Count	YTD Cancelled Clubs Count	YTD Net Club Gain	Current Total Members Count	YTD Add	YTD Drop	YTD Net Growth	YTD Net Growth %	Member Count 12 Months Ago	Average Member Count Per Club	% of Clubs with less than 20 members	% No MMR in 3 Months	% No Officer Report in 12 Months	% of Clubs with balance 90+ days	Number of Clubs in Status Quo	% Status Quo Clubs in Financial Suspension	Number of Cancelled Clubs	Average Cancelled Club Age	Members Lost Due to Cancellation	% of Clubs Cancelled for Non-Financial Reasons
109	2	5	-3	3,737	383	652	-269	-6.71%	3,889	34	18%	61%	7%	13%	0	0%	5	3	368	-40%

* - P - Priority Club. Cancellation Reasons: 1-Objectives/conduct, 2-Non-active club, 5-Non-existing club, 6-Disbanding, 7-Merger, 8-Financial Suspension, 9-District/Multiple District Dues.

** - Abbreviation: P-President, S-Secretary, T-Treasurer, M-Member Chairperson, VP-First Vice President, MC-Communications Chairperson, SC-Service Chairperson

*** - Abbreviation: N/R - Never reported using the Lions Clubs website, N/A - Not applicable, No password registered for the Lions Clubs website.

**** - Abbreviation: N - New, IP - Immediate Past, R - Repeat.



Club Health Assessment for District 317 C through March 2025

			Status	Membership							Reports					Finance		LCIF
Club Number	Club Name	Charter Date		Current Member Count	YTD Members Added	YTD Members Dropped	YTD Net Growth	YTD Net Growth%	Member Count 12 Months Ago	Avg. length of service for dropped members	Months Since Last MMR ***	Yrs. Since Last Officer Report	President Rotation	Vice President Reported ****	Months Since Last Activity Report ***	Account Balance	Donations for current Fiscal Year	
			Number of times on status quo within last two years	If below 15 members appears					If net loss is greater than 20% appears			If no report in 3 months appears in	When more than one year appears in	Number of repeat terms	Notes the officers that do not have an active	If no report at 12 months appears in red		
Clubs less than two years old																		
156330	Kota Giliyaru	09/30/2023	Active	32	5	2	3	10.34%	29	1	3		2	T,M,VP,SC	1	90+ Days		
178759	Kundapura Weight Zone	09/30/2024	Active	29	29	0	29	100.00%	0		6			M,VP,SC	2			
157749	Nittur Sampekatte	03/18/2024	Active(1)	16	0	0	0	0.00%	20		9		2	T,M,VP,SC	7			
156339	Thalaku Tarasu	12/30/2023	Active(1)	22	0	0	0	0.00%	22		6			P,M,VP,SC	4			
156279	Udupi Samruddhi	09/30/2023	Active(1)	20	0	0	0	0.00%	20		8		2	R M,SC	2			
Clubs more than two years old																		
145729	Agumbe	04/06/2021	Active	16	1	3	-2	-11.11%	16	2	5			T,M,VP,SC	2	90+ Days		\$2,024.56
Exc Award (06/30/2023)																		
126589	Ajekar	02/12/2016	Active	20	2	0	2	11.11%	16		8			N S,T,M,VP,SC	2			
57638	AMBALPADY	12/08/1995	Active	23	3	1	2	9.52%	22	6	0			S,T,M,VP,SC	2			
Exc Award (06/30/2018)																		
142240	Ambalpady Pride	07/24/2020	Active	22	0	2	-2	-8.33%	25	1	2			M,VP,SC	2	90+ Days		\$1,000.30
Exc Award (06/30/2021, 06/30/2023)																		
138960	Ardi Belve Goliangadi	07/15/2019	Active	40	5	0	5	14.29%	31		8			M,VP,SC	2			
144164	Aroor Cherkady	12/24/2020	Cancelled(8*)	0	0	11	-11	-100.00%	11	4	12	1	None	P,S,T,M,VP SC	8			
46458	B R PROJECT LAKE CITY	06/30/1986	Active(1)	21	4	4	0	0.00%	22	4	0			N S	1			
138959	Bannady Vaddarse	07/14/2019	Active	38	7	3	4	11.76%	37	2	1			S,T,M,VP,SC	2	90+ Days		
134062	Bannanje Tigor	03/20/2018	Cancelled(8*)	0	13	35	-22	-100.00%	22	5	3		None	P,S,T,M,VP SC	6			
138961	Bantakal B C Road	07/15/2019	Active	19	4	1	3	18.75%	16	5	0			M,VP,SC	0			
Exc Award (06/30/2024)																		
146099	Bantakal Jasmine	05/14/2021	Active	12	2	0	2	20.00%	11		0			M,VP,SC	2			
143146	Barkur	10/07/2020	Active	16	1	2	-1	-5.88%	19	3	5			T,M,VP,SC	2	90+ Days		
45849	BELMAN	02/07/1986	Active	23	0	0	0	0.00%	22		9			M,VP,SC	2			
Exc Award (06/30/2018, 06/30/2021)																		
143145	Belman Century	10/21/2020	Active	18	1	1	0	0.00%	17	4	0			T,M,VP,SC	0			



Club Health Assessment for District 317 C through March 2025

			Status	Membership							Reports					Finance		LCIF
Club Number	Club Name	Charter Date		Current Member Count	YTD Members Added	YTD Members Dropped	YTD Net Growth	YTD Net Growth%	Member Count 12 Months Ago	Avg. length of service for dropped members	Months Since Last MMR ***	Yrs. Since Last Officer Report	President Rotation	Vice President Reported ****	Months Since Last Activity Report ***	Account Balance	Donations for current Fiscal Year	
			Number of times on status quo within last two years	If below 15 members appears				If net loss is greater than 20% appears			If no report in 3 months appears in	When more than one year appears in	Number of repeat terms	Notes the officers that do not have an active	If no report at 12 months appears in red			
26606	BHADRAVATI	01/18/1967	Active	81	2	1	1	1.25%	87	18	2			N	S,T,M,VP,SC	1		
	Exc Award (06/30/2021, 06/30/2023)																	
47674	BHADRAVATI SUGAR TOWN	08/17/1987	Active	40	6	3	3	8.11%	42	5	3			N	T,SC	2		
	Exc Award (06/30/2021)																	
146291	Bheemasamudra	05/25/2021	Cancelled(8*)	0	0	12	-12	-100.00%	12	4	7		None		P,S,T,M,VP SC	8	90+ Days	
135752	Brahmagiri	08/21/2018	Active	42	1	6	-5	-10.64%	48	4	0				T,M,VP,SC	1		
	Exc Award (06/30/2021, 06/30/2023)																	
26610	BRAMAHAVAR-BARKUR L C	02/14/1973	Active	47	7	1	6	14.63%	46	23	0			N	T,M,VP	1	\$1,006.29	
	Exc Award (06/30/2023)																	
119224	BYNDOOR UPPUNDA	04/24/2013	Active	24	1	6	-5	-17.24%	29	5	3				T,M,VP,SC	1		
	Exc Award (06/30/2023)																	
96455	CHALLAKERE OIL CITY	03/08/2006	Active	15	0	0	0	0.00%	14		10				S,M,VP,SC	0		
	Exc Award (06/30/2023)																	
146347	Channagiri	06/09/2021	Active(1)	6	0	1	-1	-14.29%	4	4	3				M,VP,SC	6		
121371	Channagiri Channammaji	02/13/2014	Active(1)	23	1	1	0	0.00%	26	3	3				T,M,VP,SC	0		
	Exc Award (06/30/2021)																	
144035	Chitradurga Fort City	12/23/2020	Active(1)	4	0	3	-3	-42.86%	7	4	3		3		T,M,VP,SC	6		
142710	Davanagere Aasare	08/27/2020	Active	12	1	0	1	9.09%	11		8				S,M,VP,SC	3		
46177	DAVANAGERE VIDYANAGAR	05/09/1986	Active	25	8	2	6	31.58%	19	11	6				T,M,VP,SC	2		
26614	DAVANGERE	05/15/1969	Active(1)	102	13	2	11	12.09%	93	23	0			N	T,VP,SC	0	\$2,024.56	
	Exc Award (06/30/2022, 06/30/2023)																	
141649	Hakladi Channakeshava	06/19/2020	Active	39	5	3	2	5.41%	37	4	0				T,M,VP,SC	0		
145887	Haklady Laxmi	04/29/2021	Cancelled(8*)	0	0	6	-6	-100.00%	6	4	16	1	None		P,S,T,M,VP SC	8	90+ Days	
127177	Halady Bidkalkatte	04/25/2016	Active(1)	25	0	0	0	0.00%	30		7				T,M,VP,SC	6		
	Exc Award (06/30/2021)																	
58979	HANGLUR	12/20/1996	Active	71	19	0	19	36.54%	52		0				S,T,M,VP,SC	0	\$1,006.29	
	Exc Award (06/30/2021, 06/30/2023, 06/30/2024)																	
146229	Harihar City	05/19/2021	Cancelled(8*)	0	0	10	-10	-100.00%	10	4	12	1	None		P,S,T,M,VP SC	8	90+ Days	




Club Health Assessment for District 317 C through March 2025

			Status	Membership							Reports					Finance		LCIF
Club Number	Club Name	Charter Date		Current Member Count	YTD Members Added	YTD Members Dropped	YTD Net Growth	YTD Net Growth%	Member Count 12 Months Ago	Avg. length of service for dropped members	Months Since Last MMR ***	Yrs. Since Last Officer Report	President Rotation	Vice President Reported ****	Months Since Last Activity Report ***	Account Balance	Donations for current Fiscal Year	
			Number of times on status quo within last two years	If below 15 members appears				If net loss is greater than 20% appears			If no report in 3 months appears in	When more than one year appears in	Number of repeat terms	Notes the officers that do not have an active	If no report at 12 months appears in red			
66944	HEBRI CITY	12/18/2002	Active	29	0	0	0	0.00%	26		0			M,VP,SC	4			
	Exc Award (06/30/2021)																	
60804	HIRIADKA	05/19/1998	Active	34	8	0	8	30.77%	29		7			M,VP,SC	2			
	Exc Award (06/30/2021, 06/30/2022, 06/30/2023)																	
43434	HIRIYUR	01/16/1984	Active(1)	15	0	0	0	0.00%	15		10			S,T,M,VP,SC	2			
146129	Holalkere	05/11/2021	Cancelled(8*)	0	0	10	-10	-100.00%	10	3	7		None	P,S,T,M,VP SC	8	90+ Days		
146722	Holalur	06/18/2021	Active(2)	8	1	0	1	14.29%	7		7			T,M,VP,SC	6			
46118	HOLEHONNUR	04/15/1986	Active	30	0	1	-1	-3.23%	31	3	7			M,VP,SC	6			
124757	Honnali Thungabhadra	04/29/2015	Active	16	3	4	-1	-5.88%	20	6	3			M,VP,SC	6			
120858	Hosadurga Dalimbe	12/04/2013	Active(1)	20	0	9	-9	-31.03%	20	4	5		3	T,M,VP,SC	6			
144090	Hosanagara Kodachadri	12/23/2020	Active(1)	11	0	3	-3	-21.43%	14	4	3			M,VP,SC	8	90+ Days		
	Exc Award (06/30/2023)																	
146015	Jagaluru Amma	05/14/2021	Cancelled(8*)	0	0	7	-7	-100.00%	7	4	12	1	None	P,S,T,M,VP SC	8	90+ Days		
53168	KALLIANPUR	05/27/1992	Active	14	0	11	-11	-44.00%	25	13	0		2	T,M,VP,SC	6			
	Exc Award (06/30/2023)																	
145025	Kallianpur Swarna	02/23/2021	Active(1)	7	3	1	2	40.00%	5	0	0		5	M,VP,SC	6			
145980	Kanasinakatte	05/04/2021	Cancelled(8*)	0	0	15	-15	-100.00%	15	2	12	1	None	P,S,T,M,VP SC	8	90+ Days		
26635	KARKALA	12/06/1968	Active	37	11	2	9	32.14%	32	3	6		N	S,T,VP	1			
	Exc Award (06/30/2022)																	
148506	Karkala City	10/25/2021	Active	12	1	0	1	9.09%	20		0		2	T,M,VP,SC	6			
144482	Katapadi	12/30/2020	Active	13	1	0	1	8.33%	12		0			M,VP,SC	6			
34067	KAUP	06/13/1977	Active	16	0	0	0	0.00%	17		2		2	M,VP,SC	6			
146006	Kenjoor	05/04/2021	Cancelled(8*)	0	0	7	-7	-100.00%	7	3	12	1	None	P,S,T,M,VP SC	8	90+ Days		
153698	Konanduru Sharavathi	03/22/2023	Cancelled(8*)	0	0	16	-16	-100.00%	16	2	6		None	P,S,T,M,VP SC	6	90+ Days		
138507	Korgi Kalavara	06/27/2019	Cancelled(8*)	0	0	15	-15	-100.00%	15	4	3	1	None	P,S,T,M,VP SC	8	90+ Days		
136963	Kota Brahnavara	12/05/2018	Status Quo	29	0	0	0	0.00%	29		26	2	None	P,S,T,M,VP SC	20			
	Exc Award (06/30/2021)																	



Club Health Assessment for District 317 C through March 2025

			Status	Membership							Reports					Finance	LCIF	
Club Number	Club Name	Charter Date		Current Member Count	YTD Members Added	YTD Members Dropped	YTD Net Growth	YTD Net Growth%	Member Count 12 Months Ago	Avg. length of service for dropped members	Months Since Last MMR ***	Yrs. Since Last Officer Report	President Rotation	Vice President Reported ****	Months Since Last Activity Report ***	Account Balance	Donations for current Fiscal Year	
			Number of times on status quo within last two years	If below 15 members appears					If net loss is greater than 20% appears			If no report in 3 months appears in	When more than one year appears in	Number of repeat terms	Notes the officers that do not have an active	If no report at 12 months appears in red		
123428	Koteshwara	10/22/2014	Active	32	5	7	-2	-5.88%	36	7	0				T,M,VP,SC	1	90+ Days	
Exc Award (06/30/2023, 06/30/2024)																		
26527	KUNDAPURA	07/10/1973	Active	69	3	0	3	4.55%	69		0			N	T	6		
Exc Award (06/30/2022)																		
146687	Kundapura Amritdhaara	06/18/2021	Active	20	1	0	1	5.26%	14		7				M,VP,SC	6		
Exc Award (06/30/2023)																		
123652	Kundapura City Centre	11/18/2014	Active	29	1	2	-1	-3.33%	29	7	2				P,M,VP,SC	4		
Exc Award (06/30/2023)																		
138963	Kundapura Coastal	07/14/2019	Active	27	5	0	5	22.73%	22		7				M,VP,SC	2		
Exc Award (06/30/2024)																		
138964	Kundapura Crown	07/14/2019	Active(1)	29	11	0	11	61.11%	20		6				S,T,M,VP,SC	2	90+ Days	
Exc Award (06/30/2023)																		
143865	Kundapura Engineers	12/17/2020	Active	13	2	1	1	8.33%	12	1	5			N	M,SC	8		
146665	Kunjibettu	06/18/2021	Active(1)	10	3	0	3	42.86%	4		4				M,VP,SC	2		
36777	MALEBENNUR	03/12/1979	Active	22	1	4	-3	-12.00%	26	5	4			R	M	0		
46461	MALPE	06/30/1986	Active	29	0	0	0	0.00%	31		9				T,M,VP,SC	2		
Exc Award (06/30/2023)																		
53169	MANIPAL	05/27/1992	Active	51	1	16	-15	-22.73%	56	1	0			N	T	2		
Exc Award (06/30/2018, 06/30/2023, 06/30/2024)																		
124554	Manipal University Campus	04/06/2015	Cancelled(8*)	0	0	9	-9	-100.00%	9	3	12		None		P,S,T,M,VP SC	8		
136964	Manipal Valley	12/26/2018	Active	25	5	0	5	25.00%	22		6		2	N	S,SC	2		
Exc Award (06/30/2021)																		
145758	Manipal Yukthi	04/26/2021	Active	9	0	3	-3	-25.00%	12	2	4				T,M,VP,SC	2		
66939	MOLAHALLI HUNSEMAKKI SHIVASHA	12/18/2002	Active	27	0	2	-2	-6.90%	29	18	3				M,VP,SC	2		
Exc Award (06/30/2016)																		
60376	MOODUBELLE	02/16/1998	Active	63	8	7	1	1.61%	59	4	2				M,VP,SC	0		
Exc Award (06/30/2018, 06/30/2021)																		
58379	MUDARANGADI	06/03/1996	Active	14	6	1	5	55.56%	10	0	2				T,M,VP,SC	4		



Club Health Assessment for District 317 C through March 2025

			Status	Membership							Reports					Finance		LCIF
Club Number	Club Name	Charter Date		Current Member Count	YTD Members Added	YTD Members Dropped	YTD Net Growth	YTD Net Growth%	Member Count 12 Months Ago	Avg. length of service for members	Months Since Last MMR ***	Yrs. Since Last Officer Report	President Rotation	Vice President Reported ****	Months Since Last Activity Report ***	Account Balance	Donations for current Fiscal Year	
			Number of times on status quo within last two years	If below 15 members appears					If net loss is greater than 20% appears		If no report in 3 months appears in	When more than one year appears in	Number of repeat terms	Notes the officers that do not have an active	If no report at 12 months appears in red			
51864	MUNDKUR KANDANDALE	06/18/1991	Active	42	1	3	-2	-4.55%	47	2	0			S,T,M,VP,SC	2			
84930	MUNIYAL	03/01/2005	Active	30	1	1	0	0.00%	40	11	8			P,M,VP,SC	7			
Exc Award (06/30/2016, 06/30/2021, 06/30/2022)																		
143047	Navunda	10/16/2020	Active	27	5	5	0	0.00%	27	2	3			T,M,VP,SC	6			
Exc Award (06/30/2022)																		
106913	NIREBAILOOR	12/01/2009	Active	28	1	1	0	0.00%	34	4	0		R	S,T,M,SC	6			
Exc Award (06/30/2021)																		
47953	PADUBIDRI	12/14/1987	Active	30	0	0	0	0.00%	30		8			P,M,VP,SC	7			
Exc Award (06/30/2018, 06/30/2021)																		
143465	Padubidri Spoorthi	11/19/2020	Active	16	0	0	0	0.00%	16		9			S,T,M,VP,SC	8			
54631	PARKALA	06/21/1993	Active	29	0	0	0	0.00%	28		9			P,VP,SC	5			
Exc Award (06/30/2018, 06/30/2023)																		
138965	Pethri	07/15/2019	Active(1)	26	7	0	7	36.84%	20		7			S,T,M,VP,SC	5			
26664	SAGAR	03/30/1973	Active	54	2	6	-4	-6.90%	58	4	0		N	T,M,VP,SC	2			
Exc Award (06/30/2021, 06/30/2024)																		
60816	SANTHEKATTE	05/26/1998	Active	29	0	0	0	0.00%	30		8		N	S,M,VP,SC	5			
141032	Sanyasi Kodamaggi	03/11/2020	Active(1)	16	16	19	-3	-15.79%	20	3	2		2	P,T,M,VP	5			
126357	Sarvodaya Nagar	01/29/2016	Active	44	0	6	-6	-12.00%	52	4	1		N	T,M,VP	1			
Exc Award (06/30/2021)																		
26668	SHIKARIPUR	03/30/1973	Active(1)	52	3	2	1	1.96%	51	15	7			S,T,M,VP,SC	0			
Exc Award (06/30/2023)																		
26667	SHIMOGA	11/11/1964	Active	28	0	0	0	0.00%	27		6		2	T,M,VP,SC	2			
Exc Award (06/30/2024)																		
97523	SHIMOGA COSMOPOLITAN	06/30/2006	Active(1)	29	0	3	-3	-9.38%	35	3	6			T,M,VP,SC	5			
Exc Award (06/30/2021)																		
107899	SHIRALAKOPPA	03/26/2010	Active(1)	35	0	2	-2	-5.41%	53	7	8			P,T,M,VP,SC	2	90+ Days		
Exc Award (06/30/2018, 06/30/2021, 06/30/2022)																		
97544	SHIRVA MANCHAKAL	06/30/2006	Active	27	5	1	4	17.39%	23	9	7		N		0			



Club Health Assessment for District 317 C through March 2025

			Status	Membership							Reports					Finance	LCIF
Club Number	Club Name	Charter Date		Current Member Count	YTD Members Added	YTD Members Dropped	YTD Net Growth	YTD Net Growth%	Member Count 12 Months Ago	Avg. length of service for dropped members	Months Since Last MMR ***	Yrs. Since Last Officer Report	President Rotation	Vice President Reported ****	Months Since Last Activity Report ***	Account Balance	Donations for current Fiscal Year
			Number of times on status quo within last two years	If below 15 members appears				If net loss is greater than 20% appears			If no report in 3 months appears in	When more than one year appears in	Number of repeat terms	Notes the officers that do not have an active	If no report at 12 months appears in red		
Exc Award (06/30/2023)																	
26671	SORAB	05/17/1972	Active	49	2	2	0	0.00%	49	11	2			N S,T	0		
Exc Award (06/30/2021, 06/30/2024)																	
60229	SUBHASNAGAR	12/30/1997	Active	15	0	0	0	0.00%	10		9			T,M,VP,SC	2		
Exc Award (06/30/2021)																	
135809	Tallur	08/22/2018	Active	22	0	6	-6	-21.43%	28	3	3			S,M,VP,SC	2		
118316	THEKKATTE	11/15/2012	Active	39	5	0	5	14.71%	32		7			S,T,M,VP,SC	2		
Exc Award (06/30/2021)																	
38008	THIRTHAHALLI	01/24/1980	Active	32	2	0	2	6.67%	30		6			S,T,M,VP,SC	2		
Exc Award (06/30/2021)																	
87877	TRASI GANGOLLY	04/25/2005	Active	15	0	1	-1	-6.25%	17	3	7			M,VP,SC	7		
26678	UDIPI	03/22/1960	Active	74	11	2	9	13.85%	65	7	0			T,M,VP,SC	2		
Exc Award (06/30/2018)																	
151936	Udupi Amrith	08/03/2022	Active	22	0	1	-1	-4.35%	26	2	3			T,M,VP,SC	0		
116550	UDUPI BANNANJE	04/10/2012	Active	17	6	2	4	30.77%	21	12	3			M,VP,SC	1		
116305	UDUPI CHETHANA	03/13/2012	Active	41	2	2	0	0.00%	45	4	8			T,M,VP,SC	2		
Exc Award (06/30/2021, 06/30/2022, 06/30/20)																	
125814	Udupi Karavali	09/21/2015	Active(1)	4	0	1	-1	-20.00%	5	4	3		2	M,VP,SC	2		
Exc Award (06/30/2021)																	
144270	Udupi Lakshya	12/29/2020	Active	35	7	4	3	9.38%	31	3	2			N SC	1		
56308	UDUPI MID-TOWN	12/05/1994	Active	44	6	3	3	7.32%	41	11	3			T,M,VP,SC	2		
Exc Award (06/30/2023)																	
84933	UDUPI PRAKRITHI	03/01/2005	Active	25	4	0	4	19.05%	21		1			T,M,VP,SC	0		
66949	UDUPI SANGAMA	12/18/2002	Active(2)	18	9	4	5	38.46%	21	13	7		2	T,M,VP,SC	2		
87952	UDUPI SOUTH	05/02/2005	Active	17	0	0	0	0.00%	17		8			M,VP,SC	2		
Exc Award (06/30/2021)																	
55243	UDUPI-INDRALI	01/25/1994	Active	63	0	7	-7	-10.00%	70	5	3			M,VP,SC	2		
Exc Award (06/30/2022)																	



Club Health Assessment for District 317 C through March 2025

			Status	Membership							Reports					Finance		LCIF
Club Number	Club Name	Charter Date		Current Member Count	YTD Members Added	YTD Members Dropped	YTD Net Growth	YTD Net Growth%	Member Count 12 Months Ago	Avg. length of service for dropped members	Months Since Last MMR ***	Yrs. Since Last Officer Report	President Rotation	Vice President Reported ****	Months Since Last Activity Report ***	Account Balance	Donations for current Fiscal Year	
			Number of times on status quo within last two years	If below 15 members appears				If net loss is greater than 20% appears			If no report in 3 months appears	When more than one year appears in	Number of repeat terms	Notes the officers that do not have an active	If no report at 12 months appears in red			
47676	UDYAVARA	08/17/1987	Active	32	0	0	0	0.00%	35		9			N	S,T,M,VP,SC	2		
	Exc Award (06/30/2022)																	
135797	Udyavara Sunshine	10/16/2018	Active	36	3	0	3	9.09%	34		2				S,M,VP,SC	0		
	Exc Award (06/30/2021)																	
139664	Ulavi	09/03/2019	Active(2)	25	0	0	0	0.00%	30		7				S,T,M,VP,SC	2		
61917	VADERAHOBOLI	05/10/1999	Active	22	8	1	7	46.67%	24	1	2				S,M,VP,SC	2		
61502	VARAHI-MASTHIKATTE	02/08/1999	Active	18	0	1	-1	-5.26%	19	10	6		21		M,VP,SC	2		
99014	YEDEHALLI	04/03/2007	Active	25	0	0	0	0.00%	25		11		3		S,T,M,VP,SC	2		

Clubs Cancelled Previous Fiscal Year – Clubs Cancelled within last 12 months may be reinstated

Club Number	Club Name	Charter Date	Current Status*	Cancellation Date
143523	Davangere Nesara	12/02/2020	Cancelled(8*)	12/29/2023
150309	Hejamady	04/14/2022	Cancelled(8*)	12/29/2023
143784	Hiriadka Harsha	12/10/2020	Cancelled(6*)	07/29/2023
60276	JAGALUR	01/06/1998	Cancelled(8*)	08/29/2023
143386	Molahalli Shanthi	10/27/2020	Cancelled(8*)	07/29/2023
138206	Ranganapalke	05/07/2019	Cancelled(6*)	07/29/2023
138966	Thogarsi	07/17/2019	Cancelled(8*)	12/29/2023
118063	UDUPI-ROYAL	10/19/2012	Cancelled(6*)	07/29/2023

Current Total Clubs Count	YTD New Clubs Count	YTD Cancelled Clubs Count	YTD Net Club Gain	Current Total Members Count	YTD Add	YTD Drop	YTD Net Growth	YTD Net Growth %	Member Count 12 Months Ago	Average Member Count Per Club	% of Clubs with less than 20 members	% No MMR in 3 Months	% No Officer Report in 12 Months	% of Clubs with balance 90+ days	Number of Clubs in Status Quo	% Status Quo Clubs in Financial Suspension	Number of Cancelled Clubs	Average Cancelled Club Age	Members Lost Due to Cancellation	% of Clubs Non-Financial Reasons
103	1	12	-11	2,935	327	361	-34	-1.15%	3,070	28	31%	65%	1%	5%	1	0%	12	9	153	-42%

* - P - Priority Club. Cancellation Reasons: 1-Objectives/conduct, 2-Non-active club, 5-Non-existing club, 6-Disbanding, 7-Merger, 8-Financial Suspension, 9-District/Multiple District Dues.


** - Abbreviation: P-President, S-Secretary, T-Treasurer, M-Member Chairperson, VP-First Vice President, MC-Communications Chairperson, SC-Service Chairperson

*** - Abbreviation: N/R - Never reported using the Lions Clubs website, N/A - Not applicable, No password registered for the Lions Clubs website.

**** - Abbreviation: N - New, IP - Immediate Past, R - Repeat.




Club Health Assessment for District 317 D through March 2025

			Status	Membership							Reports					Finance	LCIF
Club Number	Club Name	Charter Date		Current Member Count	YTD Members Added	YTD Members Dropped	YTD Net Growth	YTD Net Growth%	Member Count 12 Months Ago	Avg. length of service for dropped members	Months Since Last MMR ***	Yrs. Since Last Officer Report	President Rotation	Vice President Reported ****	Months Since Last Activity Report ***	Account Balance	Donations for current Fiscal Year
			Number of times on status quo within last two years	If below 15 members appears					If net loss is greater than 20% appears		If no report in 3 months appears in	When more than one year appears in	Number of repeat terms	Notes the officers that do not have appears in an active	If no report at 12 months red		
Clubs less than two years old																	
179957	Ajjampur	01/23/2025	Newly Chartered	31	31	0	31	100.00%	0		2			N	T,M,VP,SC	1	\$1,509.42
156122	Amtoor	09/28/2023	Active	30	0	2	-2	-6.25%	27	1	3			N	S,T,M,VP,SC	2	
156498	Belvai	10/26/2023	Active	21	0	0	0	0.00%	21		2		2		T,M,VP,SC	17	
178926	Makonahalli Mathrushree	10/09/2024	Active	42	42	0	42	100.00%	0		3				M,VP,SC	5	
157672	Mangalore Aditya	03/12/2024	Active	19	1	12	-11	-36.67%	21	1	3		2		M,VP,SC	7	
156239	Mangalore Kadali	09/29/2023	Active	17	0	0	0	0.00%	21		9		2	N	M,VP,SC	5	
181012	Mangalore Shakthi	03/11/2025	Newly Chartered	20	20	0	20	100.00%	0		0				T,M,VP,SC	N/A	
181384	Mangalore Someshwara	03/19/2025	Newly Chartered	22	22	0	22	100.00%	0		0			N	M,VP,SC	N/R	
157903	Puttur Crown	04/05/2024	Active	13	2	9	-7	-35.00%	0	1	3		2	N	M,SC	0	
155642	Rayee Siddakatte	08/14/2023	Active	22	0	8	-8	-26.67%	30	1	3		2		M,VP,SC	6	
177916	Tarikere	09/03/2024	Active	31	31	0	31	100.00%	0		0				P,M,VP,SC	5	
179824	Thodambila Benjanapadavu	12/23/2024	Active	24	24	0	24	100.00%	0		0				M,VP,SC	0	
Clubs more than two years old																	
120249	Alangar	09/04/2013	Active	33	4	3	1	3.13%	33	3	1			N	M,VP,SC	0	
148432	Alankar Durgamba	10/11/2021	Active	16	0	4	-4	-20.00%	20	3	0				P,M,VP,SC	6	
117841	ALUR	09/17/2012	Active	41	1	2	-1	-2.38%	42	5	0				S,T,M,VP,SC	6	
Exc Award (06/30/2016, 06/30/2018, 06/30/2020)																	
132884	Ammathi	10/24/2017	Active	39	2	2	0	0.00%	39	6	0				P,M,VP,SC	3	
119399	AREHALLY	05/17/2013	Active	30	3	2	1	3.45%	29	6	0				M,VP,SC	0	\$1,000.30
133629	Arsikere Kalpataru	01/18/2018	Active	36	5	2	3	9.09%	37	5	2				P,T,M,VP,SC	2	
152151	Bagur	09/01/2022	Active	24	1	26	-25	-51.02%	49	2	2				S,T,M,VP,SC	2	
131473	Balehonnur	06/20/2017	Active	50	4	7	-3	-5.66%	53	5	0			N	P,T,M,VP,SC	2	
26602	BANTWAL	03/12/1973	Active	86	4	0	4	4.88%	92		0			N	M,SC	6	\$1,000.29



Club Health Assessment for District 317 D through March 2025

			Status	Membership							Reports					Finance		LCIF
Club Number	Club Name	Charter Date		Current Member Count	YTD Members Added	YTD Members Dropped	YTD Net Growth	YTD Net Growth%	Member Count 12 Months Ago	Avg. length of service for dropped members	Months Since Last MMR ***	Yrs. Since Last Officer Report	President Rotation	Vice President Reported ****	Months Since Last Activity Report ***	Account Balance	Donations for current Fiscal Year	
			Number of times on status quo within last two years	If below 15 members appears					If net loss is greater than 20% appears			If no report in 3 months appears in	When more than one year appears in	Number of repeat terms	Notes the officers that do not have an active	If no report at 12 months appears in red		
Exc Award (06/30/2016, 06/30/2017, 06/30/2018)			Active	30	4	1	3	11.11%	41	2	1			N	M,SC	1		\$1,000.29
151721 Bappanadu Inspire 07/28/2022																		
Exc Award (06/30/2023)			Active	26	2	0	2	8.33%	26		8				P,M,VP,SC	6		\$999.98
152782 Bellare Jaladurga 11/10/2022																		
Exc Award (06/30/2024)			Active	111	1	0	1	0.91%	90		0			N	M,VP,SC	6		\$4,609.98
29713 BELTHANGADY 07/15/1974																		
Exc Award (06/30/2018, 06/30/2023, 06/30/2024)			Active	25	5	0	5	25.00%	18		2			N		0		\$5,246.14
115717 BELUR 12/15/2011																		
149234 Bettadapura 03/04/2022			Cancelled(8*)	0	0	10	-10	-100.00%	10	3	3		None		P,S,T,M,VP SC	N/A	90+ Days	
133518 Bikkodu 01/03/2018																		
151733 Channarayapatna Sunrise 07/29/2022			Active(1)	24	7	24	-17	-41.46%	43	3	2				T,M,VP,SC	0		
29329 CHIKMAGALUR 05/16/1974			Active	90	11	12	-1	-1.10%	91	1	2				M,VP,SC	1		\$4,365.62
Exc Award (06/30/2018)			Active	31	2	0	2	6.90%	31		3		2		T,VP,SC	0		
54066 CHOTA MANGALORE 02/08/1993																		
Exc Award (06/30/2022)			Active(1)	20	0	0	0	0.00%	20		5			N	S,T,VP,SC	0		\$754.71
143574 Gonibeedu Mathrushree 11/13/2020																		
26619 GONICOPAL 02/09/1973			Active	73	4	2	2	2.82%	73	3	0			R	T	2		\$7,264.07
Exc Award (06/30/2018, 06/30/2023)			Active	25	0	0	0	0.00%	27		6			N		1		
67195 GURUPUR-KAIKAMBA 01/21/2003																		
Exc Award (06/30/2023, 06/30/2024)			Active	40	3	0	3	8.11%	37		0				T,M,VP,SC	1		
101768 GUTHIGAR 05/16/2008																		
Exc Award (06/30/2018)			Active(1)	18	0	0	0	0.00%	18		5		None		P,T,M,VP,SC	5	90+ Days	
140585 Hagare 12/27/2019																		
107185 HALEANGADI 01/05/2010			Active	38	0	0	0	0.00%	43		8			R	VP,SC	5		
Exc Award (06/30/2016, 06/30/2017, 06/30/2018)			Active	37	0	0	0	0.00%	38		7				P,T,M,VP,SC	5		
132955 Hariharapura 10/26/2017																		
62279 HASANAMBA 07/29/1999			Active	36	0	3	-3	-7.69%	39	5	3				T,M,VP,SC	3		
Exc Award (06/30/2016, 06/30/2018)																		



Club Health Assessment for District 317 D through March 2025

			Status	Membership						Reports					Finance		LCIF
Club Number	Club Name	Charter Date		Current Member Count	YTD Members Added	YTD Members Dropped	YTD Net Growth	YTD Net Growth%	Member Count 12 Months Ago	Avg. length of service for dropped members	Months Since Last MMR ***	Yrs. Since Last Officer Report	President Rotation	Vice President Reported ****	Months Since Last Activity Report ***	Account Balance	Donations for current Fiscal Year
			Number of times on status quo within last two years	If below 15 members appears				If net loss is greater than 20% appears			If no report in 3 months appears in	When more than one year appears in	Number of repeat terms	Notes the officers that do not have an active	If no report at 12 months appears in red		
32483	HASSAN	06/16/1976	Active	107	1	0	1	0.94%	103		6			T,M,VP,SC	5	90+ Days	\$5,073.36
Exc Award (06/30/2018, 06/30/2023)																	
152913	Hassan Hemavathi	12/07/2022	Active	19	9	0	9	90.00%	10		1			T,M,VP,SC	6		
107776	HASSAN HOYSALA	03/11/2010	Active	6	2	5	-3	-33.33%	15	3	3			T,M,VP,SC	6		
60459	HASSAN YAGACHI	03/03/1998	Active	19	0	0	0	0.00%	24		9		2	T,M,VP,SC	6		
136880	Javagal	11/26/2018	Cancelled(8*)	0	0	18	-18	-100.00%	18	5	3	1	None	P,S,T,M,VP SC	16		
102096	KADABA	05/27/2008	Active	22	0	0	0	0.00%	22		5			P,T,M,VP,SC	6		
46460	KADUR	06/30/1986	Active	44	12	0	12	37.50%	32		3			P,T,M,VP,SC	6		
152520	Kadur Arivinamane	09/01/2022	Active(1)	16	0	0	0	0.00%	16		6		4	R M,SC	8		
132679	Karnire Balkunje	10/10/2017	Active	20	1	0	1	5.26%	20		7			N T,M,VP,SC	8		
133419	Kateel Yekkar	12/19/2017	Active	21	0	1	-1	-4.55%	22	1	3		2	R M,SC	5		
97492	KATIPALLA KRISHNAPURA	06/30/2006	Active	29	7	0	7	31.82%	25		0			N VP	0		
Exc Award (06/30/2023, 06/30/2024)																	
39243	KAVOOR	12/15/1980	Active	32	0	0	0	0.00%	40		6			N M	2		
151722	Kenchammana Hoskote	07/29/2022	Active(1)	10	2	4	-2	-16.67%	12	2	4			M,VP,SC	7		
46912	KINNIGOLI	01/23/1987	Active	60	3	2	1	1.69%	60	1	7			N S,T,M,VP,SC	2	\$1,000.29	
Exc Award (06/30/2016, 06/30/2024)																	
52312	KOLNAD-SALETHUR	12/18/1991	Active	47	2	2	0	0.00%	47	6	1			N P,T,M,VP	2	\$999.99	
41265	KONANUR	04/30/1982	Active	27	0	2	-2	-6.90%	29	7	4		2	S,M,VP,SC	5		
26541	KOPPA	07/11/1973	Active	95	0	0	0	0.00%	97		9			M,VP,SC	3		
Exc Award (06/30/2018, 06/30/2023)																	
148890	Koppa Gold	11/15/2021	Cancelled(8*)	0	0	6	-6	-100.00%	6	3	3	1	None	P,S,T,M,VP SC	N/A	90+ Days	
68853	KOPPA SAHYADRI	05/22/2003	Active	74	2	0	2	2.78%	73		3			T,M,VP,SC	2	\$754.71	
Exc Award (06/30/2018)																	
40077	KUDREMUKE	06/17/1981	Active	23	0	1	-1	-4.17%	26	4	1			N S,M,VP,SC	1		
148750	Kukke Subrahmanya	11/15/2021	Active	41	0	5	-5	-10.87%	46	3	3			N P,M,SC	3	\$999.98	
Exc Award (06/30/2023, 06/30/2024)																	



Club Health Assessment for District 317 D through March 2025

			Status	Membership						Reports					Finance		LCIF	
Club Number	Club Name	Charter Date		Current Member Count	YTD Members Added	YTD Members Dropped	YTD Net Growth	YTD Net Growth%	Member Count 12 Months Ago	Avg. length of service for dropped members	Months Since Last MMR ***	Yrs. Since Last Officer Report	President Rotation	Vice President Reported ****	Months Since Last Activity Report ***	Account Balance	Donations for current Fiscal Year	
			Number of times on status quo within last two years	If below 15 members appears					If net loss is greater than 20% appears				If no report in 3 months appears in	When more than one year appears in	Number of repeat terms	Notes the officers that do not have an active	If no report at 12 months appears in red	
101350	KUSHALNAGAR	02/20/2008	Active	43	8	0	8	22.86%	37		1			N	M,SC	0		
Exc Award (06/30/2022)																		
108011	LORETTO AGRAR	04/07/2010	Active	57	2	2	0	0.00%	61	1	3			N	P,M,VP	1		\$754.71
Exc Award (06/30/2023, 06/30/2024)																		
134823	Magge Rayarakoppal	06/19/2018	Active	31	0	3	-3	-8.82%	34	1	3				S,T,M,VP,SC	0		\$125.96
46154	MANGALA GANGOTRI	05/06/1986	Active	35	0	0	0	0.00%	35		7				T,M,VP,SC	7		
26643	MANGALORE	03/23/1960	Active	202	6	2	4	2.02%	206	12	2			N	T,M,SC	1		\$999.99
Exc Award (06/30/2017, 06/30/2018, 06/30/20																		
37880	MANGALORE ASHOKNAGAR	12/28/1979	Active	62	2	1	1	1.64%	61	9	1			R	T,SC	2		\$2,449.83
Exc Award (06/30/2021, 06/30/2023, 06/30/20																		
46462	MANGALORE BALMATTA	06/30/1986	Active	45	0	0	0	0.00%	45		8				M,VP,SC	0		\$1,593.28
Exc Award (06/30/2018, 06/30/2022, 06/30/20																		
106721	MANGALORE BEJAI	10/08/2009	Active	27	4	2	2	8.00%	25	3	3				M,VP,SC	6		\$634.92
Exc Award (06/30/2023)																		
54081	MANGALORE BENDOOR WELL	02/11/1993	Active	19	3	4	-1	-5.00%	20	7	1				P,T,M,VP,SC	7		
56230	MANGALORE CAUVERY	11/10/1994	Active	52	1	2	-1	-1.89%	52	5	3			N	T,M,SC	3		
Exc Award (06/30/2017, 06/30/2018)																		
130695	Mangalore Centennial	05/26/2017	Active	10	2	0	2	25.00%	12		5			N	T	3		
Exc Award (06/30/2018)																		
55712	MANGALORE GANDHINAGAR	05/17/1994	Active	27	4	0	4	17.39%	27		6			N	P,M,VP	6		
108229	MANGALORE HIGHLAND	05/04/2010	Active	38	2	3	-1	-2.56%	44	6	0			N		3		\$1,509.42
Exc Award (06/30/2018, 06/30/2024)																		
66955	MANGALORE KADRI HILLS	12/18/2002	Active	89	5	2	3	3.49%	88	2	1			N	P,M,VP	0		\$1,876.13
Exc Award (06/30/2016, 06/30/2022, 06/30/20																		
36273	MANGALORE KANKANADY PADIL	11/29/1978	Active	70	12	6	6	9.38%	64	11	1				VP,SC	0		\$2,954.53
Exc Award (06/30/2016, 06/30/2018, 06/30/20																		
153469	Mangalore Karavali	03/02/2023	Active	20	0	0	0	0.00%	20		3				M,VP,SC	0	90+ Days	\$999.98
55987	MANGALORE KODIALBAIL	07/05/1994	Active	46	0	0	0	0.00%	53		9			N	S,SC	5		



Club Health Assessment for District 317 D through March 2025

			Status	Membership							Reports					Finance	LCIF	
Club Number	Club Name	Charter Date		Current Member Count	YTD Members Added	YTD Members Dropped	YTD Net Growth	YTD Net Growth%	Member Count 12 Months Ago	Avg. length of service for dropped members	Months Since Last MMR ***	Yrs. Since Last Officer Report	President Rotation	Vice President Reported ****	Months Since Last Activity Report ***	Account Balance	Donations for current Fiscal Year	
			Number of times on status quo within last two years	If below 15 members appears					If net loss is greater than 20% appears			If no report in 3 months appears in	When more than one year appears in	Number of repeat terms	Notes the officers that do not have an active	If no report at 12 months appears in red		
Exc Award (06/30/2023, 06/30/2024)																		
109361	MANGALORE KUDLA	11/01/2010	Active	42	5	13	-8	-16.00%	49	2	0			S,T,VP,SC	1		\$1,005.98	
Exc Award (06/30/2023, 06/30/2024)																		
53431	MANGALORE KULUR	06/30/1992	Active	32	7	1	6	23.08%	25	1	1			N	1			
Exc Award (06/30/2018)																		
107942	MANGALORE LADY HILL	03/29/2010	Active	18	10	1	9	100.00%	9	0	8		3	P,M,VP,SC	1			
37881	MANGALORE MANGALADEVI	12/31/1979	Active	95	10	5	5	5.56%	88	3	4			N	1		\$2,000.60	
Exc Award (06/30/2018, 06/30/2023)																		
97490	MANGALORE METRO GOLD	06/30/2006	Active	37	1	1	0	0.00%	35	21	3			M,VP,SC	0			
Exc Award (06/30/2018, 06/30/2023, 06/30/2024)																		
45756	MANGALORE MID TOWN	01/06/1986	Active	13	0	1	-1	-7.14%	14	5	5		2	T,M,VP,SC	2			
57697	MANGALORE MILAGRES	12/28/1995	Active	36	1	1	0	0.00%	41	8	6			N	1		\$2,755.00	
Exc Award (06/30/2021)																		
120645	Mangalore Nethravathi	11/01/2013	Active	38	1	0	1	2.70%	41		7			N	0		\$999.98	
Exc Award (06/30/2018)																		
147859	Mangalore Palguni	08/13/2021	Cancelled(8*)	0	0	20	-20	-100.00%	25	2	2	1	None	P,S,T,M,VP SC	18	90+ Days		
57698	MANGALORE PANDESHWAR	12/28/1995	Active	28	4	4	0	0.00%	31	8	0			T,M,VP,SC	0		\$754.71	
Exc Award (06/30/2018)																		
147548	Mangalore Pumpwell Kalpavraksha	07/27/2021	Active	34	5	10	-5	-12.82%	39	3	3			M,VP,SC	4			
Exc Award (06/30/2023)																		
151723	Mangalore Smart City	07/29/2022	Active	11	4	16	-12	-52.17%	23	2	0			T,M,VP,SC	5	90+ Days		
Exc Award (06/30/2023, 06/30/2024)																		
149844	Mangalore Spoorthi	03/07/2022	Active	11	0	6	-6	-35.29%	23	2	5		2	M,VP,SC	7	90+ Days		
47689	MANGALORE VALENCIA	08/05/1987	Active	27	1	4	-3	-10.00%	29	4	3		2	M,VP,SC	7			
136989	Mangaluru Saraswathi	01/16/2019	Active	14	0	9	-9	-39.13%	23	1	0		2	S,M,VP,SC	7			
137229	Mani	01/21/2019	Active	43	0	0	0	0.00%	45		2			N	2		\$999.98	
Exc Award (06/30/2024)																		
26646	MERCARA	03/13/1965	Active	47	0	0	0	0.00%	47		6			N	M,VP	0		\$1,509.43



Club Health Assessment for District 317 D through March 2025

			Status	Membership							Reports					Finance		LCIF
Club Number	Club Name	Charter Date		Current Member Count	YTD Members Added	YTD Members Dropped	YTD Net Growth	YTD Net Growth%	Member Count 12 Months Ago	Avg. length of service for dropped members	Months Since Last MMR ***	Yrs. Since Last Officer Report	President Rotation	Vice President Reported ****	Months Since Last Activity Report ***	Account Balance	Donations for current Fiscal Year	
			Number of times on status quo within last two years	If below 15 members appears				If net loss is greater than 20% appears			If no report in 3 months appears in	When more than one year appears in	Number of repeat terms	Notes the officers that do not have an active	If no report at 12 months appears in red			
Exc Award (06/30/2023)																		
32485	MOODBIDRI	06/16/1976	Active	54	2	0	2	3.85%	53		0			N	P,T,M	0		
Exc Award (06/30/2023, 06/30/2024)																		
106579	MUCHUR NEERUDE	09/14/2009	Active	45	0	0	0	0.00%	47		7			N	VP,SC	4		
Exc Award (06/30/2018, 06/30/2023, 06/30/2024)																		
35267	MUDIGERE	03/13/1978	Active	59	7	7	0	0.00%	58	8	1				S,T,M,VP,SC	0	\$1,000.30	
Exc Award (06/30/2018)																		
130967	Mudipu Kurnad	05/26/2017	Active	20	3	3	0	0.00%	20	6	0				T,M,VP,SC	6		
Exc Award (06/30/2018)																		
26647	MULKI	06/29/1968	Active	60	4	5	-1	-1.64%	61	17	3			N	P,SC	4	\$1,280.29	
Exc Award (06/30/2018, 06/30/2020, 06/30/2024)																		
39244	MURNAD	12/15/1980	Active	37	0	1	-1	-2.63%	38	4	4				P,T,M,VP,SC	2		
44146	NAPOKLU	06/14/1984	Active	38	3	2	1	2.70%	38	22	2			N	P,T,SC	4	\$999.98	
118044	NARASIMHARAJAPURA	10/17/2012	Active	38	2	2	0	0.00%	38	3	1				S,T,M,VP,SC	4	\$999.98	
45474	NEW MANGALORE	10/23/1985	Active	20	0	3	-3	-13.04%	23	9	6			N	M,VP	5		
151734	Niddodi Kallamundkur	07/28/2022	Active	40	2	3	-1	-2.44%	44	2	0			N	T,SC	1		
Exc Award (06/30/2023)																		
106568	PANJA	09/10/2009	Active	35	3	0	3	9.38%	33		6				T,M,VP,SC	0	\$999.99	
Exc Award (06/30/2018, 06/30/2024)																		
148891	Periyapatana	11/15/2021	Active	31	1	3	-2	-6.06%	37	1	3				T,M,VP,SC	0		
147860	PERMANNUR	08/17/2021	Active	30	2	2	0	0.00%	30	3	6				M,VP,SC	4		
Exc Award (06/30/2023)																		
30911	POLLIBETTA	06/11/1975	Active	38	3	3	0	0.00%	38	23	0				M,VP,SC	3	\$2,204.24	
26661	PUTTUR	03/10/1970	Active	38	3	10	-7	-15.56%	45	7	0			N	M,VP	7		
137667	Puttur Kavu	03/18/2019	Active	31	0	5	-5	-13.89%	36	3	3			N	M,VP,SC	1	\$999.98	
Exc Award (06/30/2023)																		
144268	Puttur Muttu	12/28/2020	Active	17	4	2	2	13.33%	21	4	2			N		0		
143433	Puttur Panaje	10/28/2020	Active	10	0	1	-1	-9.09%	19	1	3				S,M,VP,SC	0		



Club Health Assessment for District 317 D through March 2025

			Status	Membership							Reports					Finance		LCIF	
Club Number	Club Name	Charter Date		Current Member Count	YTD Members Added	YTD Members Dropped	YTD Net Growth	YTD Net Growth%	Member Count 12 Months Ago	Avg. length of service for dropped members	Months Since Last MMR ***	Yrs. Since Last Officer Report	President Rotation	Vice President Reported ****	Months Since Last Activity Report ***	Account Balance	Donations for current Fiscal Year		
			Number of times on status quo within last two years	If below 15 members appears				If net loss is greater than 20% appears			If no report in 3 months appears in	When more than one year appears in	Number of repeat terms	Notes the officers that do not have an active	If no report at 12 months appears in red				
33285	SAKLASPUR	01/31/1977	Active	87	1	3	-2	-2.25%	89	3	7			P,M,VP,SC	5	90+ Days			
	Exc Award (06/30/2018)																		
68513	SAMPAJE	04/02/2003	Active	31	1	0	1	3.33%	30		0		N	M,SC	5				
	Exc Award (06/30/2018, 06/30/2023)																		
35011	SIDAPUR-KODAGU L C	01/12/1978	Active	36	3	2	1	2.86%	35	21	3		N	M,SC	0				
	Exc Award (06/30/2018)																		
36637	SOMWARPET	02/08/1979	Active	34	0	6	-6	-15.00%	40	9	1		N		0				
	Exc Award (06/30/2018)																		
50311	SRINGERI	03/13/1990	Active	43	2	0	2	4.88%	43		5		N	T,M,SC	7				
	Exc Award (06/30/2018)																		
149280	Sulkeri	02/23/2022	Active	16	0	3	-3	-15.79%	23	3	3			T,M,VP,SC	7				
26673	SULLIA	02/09/1973	Active	106	4	0	4	3.92%	103		0		N	M,VP,SC	0				
	Exc Award (06/30/2017, 06/30/2023, 06/30/20)																		
33258	SUNTICOPPA	01/10/1977	Active	36	4	3	1	2.86%	35	27	2		N	M,SC	2				
26674	SURATHKAL	12/07/1968	Active	39	1	3	-2	-4.88%	46	26	0			M,VP,SC	4		\$2,562.87		
	Exc Award (06/30/2018, 06/30/2023)																		
148431	Vamadapadavu Prakriti	09/28/2021	Active	21	0	0	0	0.00%	21		15			T,M,VP,SC	5				
41628	VENUR	06/03/1982	Active	29	0	0	0	0.00%	29		7			P,M,VP,SC	2				
	Exc Award (06/30/2018)																		
33391	VIRAJPET	02/11/1977	Active	32	1	1	0	0.00%	31	7	0		N	T	5				
	Exc Award (06/30/2018)																		
26680	VITTAL	05/10/1972	Active	73	4	1	3	4.29%	78	0	1		N	VP,SC	2		\$3,220.10		
	Exc Award (06/30/2017, 06/30/2018, 06/30/20)																		
147344	Vittal City	07/12/2021	Active(1)	18	4	3	1	5.88%	21	3	3			P,T,M,VP,SC	2				

Clubs Cancelled Previous Fiscal Year – Clubs Cancelled within last 12 months may be reinstated

Club Number	Club Name	Charter Date	Current Status*	Cancellation Date
153139	Ganjimutt Suralpadi	12/23/2022	Cancelled(8*)	12/29/2023



Club Health Assessment for District 317 D through March 2025

Club NumberClub NameCharter Date			Status	Membership								Reports				Finance		LCIF		
				Current Member Count	YTD Members Added	YTD Members Dropped	YTD Net Growth	YTD Net Growth%	Member Count 12 Months Ago	Avg. length of service for dropped members	Months Since Last MMR ***	Yrs. Since Last Officer Report	President Rotation	Vice President Reported ****	Months Since Last Activity Report ***	Account Balance	Donations for current Fiscal Year			
			Number of times on status quo within last two years	If below 15 members appears				If net loss is greater than 20% appears				If no report in 3 months appears in	When more than one year appears in	Number of repeat terms	Notes the officers that do not have an active	If no report at 12 months appears in red				
139704	Halebeedu	09/04/2019	Cancelled(8*)	12/29/2023																
119178	HOLENARASIPURA	04/16/2013	Cancelled(6*)	06/29/2024																
143559	Mangalore Centurion	11/12/2020	Cancelled(6*)	08/29/2023																
134003	Mangalore Triveni	03/12/2018	Cancelled(6*)	07/29/2023																
152504	Talapady	09/01/2022	Cancelled(8*)	12/29/2023																
Current Total Clubs Count	YTD New Clubs Count	YTD Cancelled Clubs Count	YTD Net Club Gain	Current Total Members Count	YTD Add	YTD Drop	YTD Net Growth	YTD Net Growth %	Member Count 12 Months Ago	Average Member Count Per Club	% of Clubs with less than 20 members	% No MMR in 3 Months	% No Officer Report in 12 Months	% of Clubs with balance 90+ days	Number of Clubs in Status Quo	% Status Quo Clubs in Financial Suspension	Number of Cancelled Clubs	Average Cancelled Club Age	Members Lost Due to Cancellation	% of Clubs Cancelled for Non-Financial Reasons
121	6	4	2	4,646	441	373	68	1.49%	4,698	38	17%	55%	0%	4%	0	0%	4	10	54	-75%

* - P - Priority Club. Cancellation Reasons: 1-Objectives/conduct, 2-Non-active club, 5-Non-existing club, 6-Disbanding, 7-Merger, 8-Financial Suspension, 9-District/Multiple District Dues.

** - Abbreviation: P-President, S-Secretary, T-Treasurer, M-Member Chairperson, VP-First Vice President, MC-Communications Chairperson, SC-Service Chairperson

*** - Abbreviation: N/R - Never reported using the Lions Clubs website, N/A - Not applicable, No password registered for the Lions Clubs website.

**** - Abbreviation: N - New, IP - Immediate Past, R - Repeat.



Club Health Assessment for District 317 E through March 2025

Club Number	Club Name	Charter Date	Status	Membership							Reports					Finance	LCIF
				Current Member Count	YTD Members Added	YTD Members Dropped	YTD Net Growth	YTD Net Growth%	Member Count 12 Months Ago	Avg. length of service for dropped members	Months Since Last MMR ***	Yrs. Since Last Officer Report	President Rotation	Vice President Reported ****	Months Since Last Activity Report ***	Account Balance	Donations for current Fiscal Year
			Number of times on status quo within last two years	If below 15 members appears				If net loss is greater than 20% appears			If no report in 3 months appears	When more than one year appears in	Number of repeat terms	Notes the officers that do not have an active	If no report at 12 months red		
Clubs less than two years old																	
157731	Anekal Raginadu	06/06/2024	Active	23	8	8	0	0.00%	0	1	2		2	T,M,VP,SC	1	90+ Days	
156207	Bangalore Abhista	09/28/2023	Active	20	0	0	0	0.00%	20		18	1	None	P,S,T,M,VP SC	1	90+ Days	
157659	Bangalore Connect	03/19/2024	Active	31	0	0	0	0.00%	27		8		2	R M,SC	1	90+ Days	
153971	Bangalore Digital Elites	04/10/2023	Active	10	0	0	0	0.00%	17		9			N M,SC	1	90+ Days	
179111	Bangalore Gottigere	01/13/2025	Newly Chartered	21	21	0	21	100.00%	0		2			N M,SC	0		
180501	Bangalore Infinity Ecity	02/10/2025	Newly Chartered	25	25	0	25	100.00%	0		0			N	0		
156619	Bangalore Information Technology Wing	12/11/2023	Active(1)	16	9	12	-3	-15.79%	21	1	1		2	N SC	1	90+ Days	
171544	Bangalore Lake Dew	06/21/2024	Active	17	4	8	-4	-19.05%	0	1	3			IP M,SC	0		
157486	Bangalore Masterminds	04/22/2024	Active	21	0	0	0	0.00%	0		11			P,M,VP,SC	1	90+ Days	
180176	Bangalore Muthyala Pete	01/02/2025	Newly Chartered	24	24	0	24	100.00%	0		1			M,VP,SC	N/R		
171481	Bangalore Yuva	06/20/2024	Active	21	0	0	0	0.00%	0		9			N M,SC	1	90+ Days	
155384	Bangarupalem Gold	08/11/2023	Cancelled(8*)	0	0	20	-20	-100.00%	20	1	3	1	None	P,S,T,M,VP SC	6	90+ Days	
179203	Jigani United	11/04/2024	Active	25	25	0	25	100.00%	0		4			M,VP,SC	0	90+ Days	
179154	Mulbagal	11/11/2024	Active	21	21	0	21	100.00%	0		4			N M,SC	1	90+ Days	
179081	Pakala	11/05/2024	Active	21	21	0	21	100.00%	0		3			N T,M,SC	1		
179317	Santhipuram Serving Hands	10/30/2024	Active	22	22	0	22	100.00%	0		3			N	1	90+ Days	
155072	Tirupati Garudadri	07/11/2023	Active	29	8	0	8	38.10%	27		4		2	R M,SC	0		
178307	Tirupati Sri Srinivasa	09/11/2024	Active	22	26	4	22	100.00%	0	2	3			M,VP,SC	1	90+ Days	
Clubs more than two years old																	
104676	BANGALORE CANBERRA	02/10/2009	Cancelled(8*)	0	0	33	-33	-100.00%	33	4	3	1	None	P,S,T,M,VP SC	8	90+ Days	
144325	Bangalore Adhya	12/23/2020	Cancelled(8*)	0	0	4	-4	-100.00%	12	2	7		None	P,S,T,M,VP SC	8	90+ Days	
150540	Bangalore Aerocity	05/06/2022	Active	19	10	6	4	26.67%	17	4	1			N M,SC	1	90+ Days	



Club Health Assessment for District 317 E through March 2025

Club Number	Club Name	Charter Date	Status	Membership							Reports					Finance	LCIF
				Current Member Count	YTD Members Added	YTD Members Dropped	YTD Net Growth	YTD Net Growth%	Member Count 12 Months Ago	Avg. length of service for dropped members	Months Since Last MMR ***	Yrs. Since Last Officer Report	President Rotation	Vice President Reported ****	Months Since Last Activity Report ***	Account Balance	Donations for current Fiscal Year
			Number of times on status quo within last two years	If below 15 members appears				If net loss is greater than 20% appears			If no report in 3 months appears	When more than one year appears in	Number of repeat terms	Notes the officers that do not have an active	If no report at 12 months red		
107587	BANGALORE AGARA	03/01/2010	Active	40	7	1	6	17.65%	37	3	2			N	T	0	
142464	Bangalore Aikya	08/13/2020	Active	33	5	2	3	10.00%	30	4	7			N	M,SC	1	
54255	BANGALORE AIRPORT CITY	03/22/1993	Active	40	1	0	1	2.56%	38		5			N	T,M,VP,SC	1	
105165	Bangalore BTM Nightingale	04/07/2009	Active	51	1	0	1	2.00%	51		3			R	M,SC	0	\$348.61
Exc Award (06/30/2018, 06/30/2022, 06/30/2024)																	
106593	BANGALORE C V RAMAN NAGAR	09/14/2009	Active	10	0	11	-11	-52.38%	21	6	3				T,M,VP,SC	1	
134381	Bangalore Cambridge Professionals	06/19/2018	Active(1)	92	0	0	0	0.00%	92		12	1	None		P,S,T,M,VP SC	1	
137902	Bangalore Chalukya	04/09/2019	Active	33	1	0	1	3.13%	29		8			N	M,VP	0	
Exc Award (06/30/2023, 06/30/2024)																	
48840	BANGALORE DAKSHATA	07/11/1988	Active	24	1	2	-1	-4.00%	31	10	3			N	S	1	
137901	Bangalore Dooravaninagar	04/09/2019	Active	24	2	2	0	0.00%	33	2	0		2	R	T,VP	0	
39101	BANGALORE EAST	11/28/1980	Active	128	11	7	4	3.23%	124	11	0			N	M	0	\$23,015.57
Exc Award (06/30/2018)																	
147488	Bangalore Greater Bannerghatta	09/20/2021	Active	21	7	0	7	50.00%	15		1			N	T,M,SC	0	90+ Days \$479.18
88351	BANGALORE GREATER KORAMANGALA	05/20/2005	Active	53	7	2	5	10.42%	50	1	0			N	M,VP	1	90+ Days \$50.01
Exc Award (06/30/2022)																	
97714	BANGALORE HSR	09/12/2006	Active	34	3	0	3	9.68%	32		3			N	VP,SC	1	\$778.67
Exc Award (06/30/2018)																	
26595	BANGALORE INDIRANAGAR	07/10/1973	Active	50	0	0	0	0.00%	50		10		2		M,VP,SC	0	
Exc Award (06/30/2020)																	
145870	Bangalore Kabini	06/07/2021	Active	16	2	6	-4	-20.00%	21	3	3				VP,SC	0	
64315	BANGALORE LADYBIRD	05/22/2001	Active	39	7	3	4	11.43%	35	16	2			N	P,T	0	\$2,123.92
Exc Award (06/30/2018, 06/30/2022)																	
135220	Bangalore Lions Quest Mahatma Vidyalyaya	06/20/2018	Cancelled(8*)	0	0	11	-11	-100.00%	11	6	3	2	None		P,S,T,M,VP SC	5	90+ Days
117261	BANGALORE MIND TREE	06/22/2012	Active	35	8	5	3	9.38%	32	8	2		None		P,M,VP,SC	1	
Exc Award (06/30/2018)																	



Club Health Assessment for District 317 E through March 2025

			Status	Membership							Reports					Finance		LCIF
Club Number	Club Name	Charter Date		Current Member Count	YTD Members Added	YTD Members Dropped	YTD Net Growth	YTD Net Growth%	Member Count 12 Months Ago	Avg. length of service for dropped members	Months Since Last MMR ***	Yrs. Since Last Officer Report	President Rotation	Vice President Reported ****	Months Since Last Activity Report ***	Account Balance	Donations for current Fiscal Year	
			Number of times on status quo within last two years	If below 15 members appears				If net loss is greater than 20% appears			If no report in 3 months appears in	When more than one year appears in	Number of repeat terms	Notes the officers that do not have an active	If no report at 12 months red			
150101	Bangalore Prerana	03/09/2022	Active	25	5	4	1	4.17%	23	2	-1			N	M	1	\$561.84	
Exc Award (06/30/2023, 06/30/2024)																		
130989	Bangalore Sindhura	05/23/2017	Active	15	4	0	4	36.36%	11		7		2		S,M,VP,SC	1		
26601	BANGALORE SOMESHWARAP	06/08/1973	Active	19	0	1	-1	-5.00%	23	9	2			N	T,VP	0	\$3,003.28	
137627	Bangalore Spandana HSR	04/08/2019	Active	19	1	2	-1	-5.00%	20	3	3		2	R	M,SC	0		
Exc Award (06/30/2020)																		
150141	Bangalore Srigandha	04/18/2022	Cancelled(6*)	0	0	0	0	0.00%	14		9	1	None		P,S,T,M,VP SC	8	90+ Days	
112112	BANGALORE UNIVERSAL	08/25/2011	Active	49	4	0	4	8.89%	55		5			N	S,M	1	\$5,001.48	
100276	BANGALORE WHITEFIELD	09/25/2007	Active	21	0	4	-4	-16.00%	24	8	3			N	VP	1		
Exc Award (06/30/2020, 06/30/2022)																		
33193	BANGARAPET	12/31/1976	Active	47	10	0	10	27.03%	41		7			N	S	0	90+ Days	
133967	Bengaluru NMKRV Campus	03/28/2018	Cancelled(8*)	0	0	20	-20	-100.00%	20	3	3	1	None		P,S,T,M,VP SC	6	90+ Days	
118293	CHANDAPURA NOBLE	11/09/2012	Active	48	15	17	-2	-4.00%	50	4	2			N	P,M,VP	0	90+ Days	
149950	Chinna Gotti Gallu	04/21/2022	Cancelled(8*)	0	0	20	-20	-100.00%	20	3	3	2	None		P,S,T,M,VP SC	8		
30532	CHITTOOR	04/08/1975	Active	43	7	0	7	19.44%	42		3				P,S,M,VP,SC	1		
Exc Award (06/30/2020)																		
147434	Chittoor Blues	09/30/2021	Cancelled(8*)	0	0	17	-17	-100.00%	17	2	13	1	None		P,S,T,M,VP SC	6	90+ Days	
97683	CHITTOOR GOLD	09/06/2006	Active	52	0	0	0	0.00%	52		8				M,VP,SC	0	90+ Days	
143703	Damalacheruvu Mango	11/26/2020	Active	20	6	3	3	17.65%	22	4	3		3	N	S,SC	0		
142707	Horsley Hills	08/31/2020	Active	20	5	0	5	33.33%	23		4			N	M,SC	1		
140113	Jigani Lotus	01/13/2020	Active	15	2	3	-1	-6.25%	17	1	3				VP	0	90+ Days	
109943	JIGANI TOWN	12/21/2010	Active	84	0	2	-2	-2.33%	87	12	3			N	T,VP,SC	0	90+ Days	
151918	Kalakada	10/25/2022	Active(1)	39	19	13	6	18.18%	33	2	2			N	P	1		
147785	Kalikiri	08/11/2021	Cancelled(8*)	0	0	18	-18	-100.00%	18	3	16	1	None		P,S,T,M,VP SC	5		
106302	KALLUR	08/24/2009	Active(1)	10	3	8	-5	-33.33%	17	8	4		6	N	SC	0	90+ Days	
26639	KOLAR	01/17/1973	Active	26	0	0	0	0.00%	26		12	1	None		P,S,T,M,VP SC	1		



Club Health Assessment for District 317 E through March 2025

			Status	Membership							Reports					Finance		LCIF
Club Number	Club Name	Charter Date		Current Member Count	YTD Members Added	YTD Members Dropped	YTD Net Growth	YTD Net Growth%	Member Count 12 Months Ago	Avg. length of service for dropped members	Months Since Last MMR ***	Yrs. Since Last Officer Report	President Rotation	Vice President Reported ****	Months Since Last Activity Report ***	Account Balance	Donations for current Fiscal Year	
			Number of times on status quo within last two years	If below 15 members appears				If net loss is greater than 20% appears			If no report in 3 months appears in	When more than one year appears in	Number of repeat terms	Notes the officers that do not have an active	If no report at 12 months appears in red			
148653	Kuppam Warriors	10/27/2021	Active	48	3	3	0	0.00%	48	1	3			N	0	90+ Days	\$1,629.22	
	Exc Award (06/30/2023)																	
38758	MADANAPALLE	06/29/1980	Active	58	4	1	3	5.45%	58	18	3			N	VP	0		
	Exc Award (06/30/2020)																	
147335	Madanapalle Abhaya	07/06/2021	Active	27	14	22	-8	-22.86%	35	3	3				S,T,M,VP,SC	1		
139542	Malur Town	08/23/2019	Active	39	14	4	10	34.48%	38	5	2			N	VP	1		
95960	NAGARI	02/28/2006	Active	39	0	0	0	0.00%	40		10		2	N	M,SC	1		
107099	PAKALA PLATINUM	12/18/2009	Active(1)	27	0	6	-6	-18.18%	37	1	3			N	S,T,VP	0		
39832	PALAMANER	04/28/1981	Active	51	0	0	0	0.00%	51		4			N		1		
39004	PILER	10/21/1980	Active	97	0	0	0	0.00%	97		7				T,VP,SC	1		
149455	Piler Platinum	01/04/2022	Active	67	4	7	-3	-4.29%	101	3	3			N	T,VP,SC	1		
78413	PUNGANUR NOBLE	03/10/2004	Active	35	5	10	-5	-12.50%	40	4	2		2	R	P,T,SC	0		
98871	PUTTUR NOBLE	03/20/2007	Active	25	0	0	0	0.00%	25		7			N	M,VP,SC	1		
109409	SARJAPURA TOWN	09/30/2010	Active	20	0	1	-1	-4.76%	27	0	6			N	M,SC	0		
115207	SODAM MANIKANTA	09/28/2011	Active	24	1	0	1	4.35%	24		8			R		0		
151771	Tirupathi Smart City	08/02/2022	Active	26	3	4	-1	-3.70%	31	2	3			R	M,SC	0		
26676	TIRUPATI	12/07/1964	Active	34	1	0	1	3.03%	46		6			R	T,VP,SC	1		
100324	TIRUPATI GREATER	10/04/2007	Active	25	0	0	0	0.00%	25		10		None		P,S,T,M,VP SC	1		
148625	Tirupati Temple Town	10/25/2021	Active(1)	24	9	1	8	50.00%	24	1	7			N	M	0		
142912	Venkatagirikota Greater	09/14/2020	Active	67	4	17	-13	-16.25%	80	3	0			N	M,SC	0		
45754	VIJANAPURA	01/27/1986	Active(2)	22	11	8	3	15.79%	19	2	0			N	M,SC	1		

Clubs Cancelled Previous Fiscal Year – Clubs Cancelled within last 12 months may be reinstated

Club Number	Club Name	Charter Date	Current Status*	Cancellation Date
144380	Bangalore Aakruthi	12/30/2020	Cancelled(8*)	12/29/2023



Club Health Assessment for District 317 E through March 2025

			Membership								Reports					Finance		LCIF		
Club Number	Club Name	Charter Date		Current Member Count	YTD Members Added	YTD Members Dropped	YTD Net Growth	YTD Net Growth%	Member Count 12 Months Ago	Avg. length of service for dropped members	Months Since Last MMR ***	Yrs. Since Last Officer Report	President Rotation	Vice President Reported ****	Months Since Last Activity Report ***	Account Balance	Donations for current Fiscal Year			
			Number of times on status quo within last two years	If below 15 members appears				If net loss is greater than 20% appears			If no report in 3 months appears in	When more than one year appears in	Number of repeat terms	Notes the officers that do not have an active	If no report at 12 months appears in red					
110111	BANGALORE CORPORATE PROFESSIONALS	01/13/2011	Cancelled(8*)	12/29/2023																
147433	Bangalore Doctors	08/18/2021	Cancelled(8*)	12/29/2023																
147333	Bangalore Electronic City	07/06/2021	Cancelled(8*)	12/29/2023																
123253	Bangalore Hoysala Nagar	10/01/2014	Cancelled(8*)	04/29/2024																
147142	Bangalore Sankalpa	07/06/2021	Cancelled(8*)	09/29/2023																
149783	Chandragiri Fort	03/02/2022	Cancelled(8*)	12/29/2023																
147328	KGF Gold Mines	07/12/2021	Cancelled(8*)	01/29/2024																
149474	Penumur	02/21/2022	Cancelled(8*)	12/29/2023																
150430	Rompicherla	05/31/2022	Cancelled(8*)	12/29/2023																
151004	Tirupati Platinum	06/21/2022	Cancelled(8*)	12/29/2023																
152783	Tirupati Seven Hills	10/10/2022	Cancelled(8*)	05/29/2024																
150679	Tirupati University Gold	05/05/2022	Cancelled(8*)	12/29/2023																
149490	Vedurukuppam	01/18/2022	Cancelled(8*)	12/29/2023																
Current Total Clubs Count	YTD New Clubs Count	YTD Cancelled Clubs Count	YTD Net Club Gain	Current Total Members Count	YTD Add	YTD Drop	YTD Net Growth	YTD Net Growth %	Member Count 12 Months Ago	Average Member Count Per Club	% of Clubs with less than 20 members	% No MMR in 3 Months	% No Officer Report in 12 Months	% of Clubs with balance 90+ days	Number of Clubs in Status Quo	% Status Quo Clubs in Financial Suspension	Number of Cancelled Clubs	Average Cancelled Club Age	Members Lost Due to Cancellation	% of Clubs Cancelled for Non-Financial Reasons
71	8	9	-1	2,418	441	363	78	3.33%	2,427	34	15%	70%	4%	37%	0	0%	9	10	143	-144%

* - P - Priority Club. Cancellation Reasons: 1-Objectives/conduct, 2-Non-active club, 5-Non-existing club, 6-Disbanding, 7-Merger, 8-Financial Suspension, 9-District/Multiple District Dues.

** - Abbreviation: P-President, S-Secretary, T-Treasurer, M-Member Chairperson, VP-First Vice President, MC-Communications Chairperson, SC-Service Chairperson

*** - Abbreviation: N/R - Never reported using the Lions Clubs website, N/A - Not applicable, No password registered for the Lions Clubs website.

**** - Abbreviation: N - New, IP - Immediate Past, R - Repeat.



Club Health Assessment for District 317 F through March 2025

			Status	Membership							Reports					Finance	LCIF	
Club Number	Club Name	Charter Date		Current Member Count	YTD Members Added	YTD Members Dropped	YTD Net Growth	YTD Net Growth%	Member Count 12 Months Ago	Avg. length of service for dropped members	Months Since Last MMR ***	Yrs. Since Last Officer Report	President Rotation	Vice President Reported ****	Months Since Last Activity Report ***	Account Balance	Donations for current Fiscal Year	
			Number of times on status quo within last two years	If below 15 members appears				If net loss is greater than 20% appears			If no report in 3 months appears in	When more than one year appears in	Number of repeat terms		Notes the officers that do not have an active	If no report at 12 months appears in red		
Clubs less than two years old																		
155583	Alipura	08/11/2023	Active	23	0	0	0	0.00%	24		5		2		S,T,M,VP,SC	6		
154827	Bangalore Aasha	06/19/2023	Active	21	4	1	3	16.67%	24	1	4		3	N	SC	0		
154015	Bangalore Renaissance	06/19/2023	Cancelled(6*)	0	0	0	0	0.00%	20		8	1	None		P,S,T,M,VP SC	8		
154248	Bangalore Sneha Milana	05/16/2023	Active	20	7	9	-2	-9.09%	20	1	3		3	R		8	90+ Days	
171386	Bangalore Yashas	05/07/2024	Active	20	1	0	1	5.26%	0		8		2	R		6		
156251	Bangalore Zen	09/30/2023	Active	13	0	2	-2	-13.33%	20	1	3		2	R	M,SC	0		
173339	Bengaluru Sadbhavana	07/23/2024	Active	19	20	1	19	100.00%	0	0	3			N	M,SC	3		
177035	Doddaballapura Aryabhatta	08/29/2024	Active	21	21	0	21	100.00%	0		3			N		4		
Clubs more than two years old																		
104070	BANGALORE ADARSHA	12/03/2008	Active	27	5	0	5	22.73%	26		5			N	M	1		\$1,771.78
148608	Bangalore Achintya	10/13/2021	Active	29	3	1	2	7.41%	28	3	3			N		0		
	Exc Award (06/30/2022)																	
62761	BANGALORE ADITYANAGAR	02/08/2000	Active	65	5	3	2	3.17%	66	9	6			N		1		
	Exc Award (06/30/2022)																	
152505	Bangalore Affinity	09/01/2022	Active	10	0	11	-11	-52.38%	21	2	3				M,VP,SC	8		
61423	BANGALORE AKSHAYA	01/04/1999	Active	33	3	0	3	10.00%	33		2				S,T,VP,SC	4		
152163	Bangalore Annapoorna	08/12/2022	Active(1)	25	15	18	-3	-10.71%	28	2	2			N	S,T,M,VP,SC	8		\$999.97
109406	BANGALORE ANUBHANDHA	09/30/2010	Active	32	2	2	0	0.00%	38	7	0			N		0		\$2,661.76
	Exc Award (06/30/2023)																	
133541	Bangalore Bandavya Lioness	01/03/2018	Active	21	3	0	3	16.67%	19		1			N	M	0		\$330.02
	Exc Award (06/30/2022)																	
150728	Bangalore Banjara	06/23/2022	Active	33	14	0	14	73.68%	23		2		3	N		0		
98230	BANGALORE BIRDS PARADISE	12/27/2006	Active	20	0	0	0	0.00%	22		2			N	M	2		\$1,908.35
	Exc Award (06/30/2022)																	
145913	Bangalore Brigade	04/21/2021	Active	42	22	1	21	100.00%	28	3	3			N		7		



Club Health Assessment for District 317 F through March 2025

Club Number	Club Name	Charter Date	Status	Membership							Reports					Finance	LCIF
				Current Member Count	YTD Members Added	YTD Members Dropped	YTD Net Growth	YTD Net Growth%	Member Count 12 Months Ago	Avg. length of service members	Months Since Last MMR ***	Yrs. Since Last Officer Report	President Rotation	Vice President Reported ****	Months Since Last Activity Report ***	Account Balance	Donations for current Fiscal Year
			Number of times on status quo within last two years	If below 15 members appears				If net loss is greater than 20% appears			If no report in 3 months appears	When more than one year appears in	Number of repeat terms	Notes the officers that do not have an active	If no report at 12 months appears in red		
26593	BANGALORE CITY ANAND	03/17/1960	Active	15	3	3	0	0.00%	28	15	3			N M	4		
119177	BANGALORE COSMOS	04/23/2013	Active	25	1	5	-4	-13.79%	31	8	3			N M	2		\$383.35
51567	BANGALORE DODDABOMMASANDRA Exc Award (06/30/2016)	04/17/1991	Active	21	0	0	0	0.00%	21		12			N P,T	8		
138775	Bangalore Fame	07/15/2019	Active	12	1	2	-1	-7.69%	23	2	5			N	0		
117613	BANGALORE FREEDOM PARK Exc Award (06/30/2022, 06/30/2023)	08/10/2012	Active	6	1	1	0	0.00%	17	3	3			N M,SC	1		
143986	Bangalore Geleyara Balaga	12/15/2020	Active(1)	16	11	10	1	6.67%	15	4	2			N M,VP,SC	8		
51163	BANGALORE GOKULA Exc Award (06/30/2022)	12/27/1990	Active	30	1	1	0	0.00%	30	1	1			N	0		\$1,099.96
151607	Bangalore Harmony	07/05/2022	Active	15	3	1	2	15.38%	17	1	3			N M,SC	7		
100277	BANGALORE HENNUR ARAVINDNAGAR	09/25/2007	Active	45	1	1	0	0.00%	47	5	7			N P,M	6		
152506	Bangalore Indradanush	09/01/2022	Active	17	5	3	2	13.33%	22	2	1			R VP	2		
26597	BANGALORE JAYAMAHAL Exc Award (06/30/2021, 06/30/2022)	07/10/1973	Active	45	0	2	-2	-4.26%	50	6	7			N	3	90+ Days	\$99.99
62392	BANGALORE KALYANANAGAR	09/30/1999	Active	42	11	0	11	35.48%	33		2			N	1		
120245	Bangalore Kankanagar	08/30/2013	Active	30	3	0	3	11.11%	32		8			N T,VP,SC	8		
121505	Bangalore Kempegowda International Airport	03/06/2014	Active	21	7	3	4	23.53%	17	5	2			N T	7		
124877	Bangalore Kodigehalli Exc Award (06/30/2016, 06/30/2022)	05/14/2015	Active	25	5	1	4	19.05%	25	10	1			N	7		
37295	BANGALORE KUMARAPARK Exc Award (06/30/2022)	06/20/1979	Active	30	0	3	-3	-9.09%	37	33	3			N	1		
140589	Bangalore Malleswaram Heritage	01/16/2020	Active	19	0	1	-1	-5.00%	20	5	8			M,VP,SC	2		
100390	BANGALORE MARUTHI SEVANAGAR	10/18/2007	Active	33	0	0	0	0.00%	38		8			N	0		
60524	BANGALORE METRO	03/20/1998	Active	52	3	1	2	4.00%	50	1	1			N M,SC	8		



Club Health Assessment for District 317 F through March 2025

			Status	Membership							Reports					Finance		LCIF
Club Number	Club Name	Charter Date		Current Member Count	YTD Members Added	YTD Members Dropped	YTD Net Growth	YTD Net Growth%	Member Count 12 Months Ago	Avg. length of service for dropped members	Months Since Last MMR ***	Yrs. Since Last Officer Report	President Rotation	Vice President Reported ****	Months Since Last Activity Report ***	Account Balance	Donations for current Fiscal Year	
			Number of times on status quo within last two years	If below 15 members appears				If net loss is greater than 20% appears			If no report in 3 months appears in	When more than one year appears in	Number of repeat terms	Notes the officers that do not have an active	If no report at 12 months appears in red			
Exc Award (06/30/2022)			Active	25	1	1	0	0.00%	28	12	1			N	0		\$4,695.74	
26596	BANGALORE NORTH	08/01/1970																
Exc Award (06/30/2022)			Active	15	10	8	2	15.38%	22	4	0			N	M,SC	8		
133535	Bangalore North Lioness	12/29/2017																
Exc Award (06/30/2023)			Active	23	3	0	3	15.00%	18		7			N	P,M	4	\$418.96	
129269	Bangalore NRI Layout	11/09/2016																
109707	BANGALORE NSC BOSE	12/17/2010	Active	25	6	0	6	31.58%	20		2			N		4	\$1,999.94	
149822	Bangalore Olive	02/09/2022	Active(1)	15	2	2	0	0.00%	17	3	3		2	N	SC	1		
57742	BANGALORE ORCHARDS	01/08/1996	Active	19	5	6	-1	-5.00%	22	2	1				VP	0		
59965	BANGALORE PEENYA-DASARAHALLI	09/11/1997	Active	34	2	2	0	0.00%	47	12	3			N		4	\$2,999.08	
Exc Award (06/30/2022)			Active	7	0	3	-3	-30.00%	19	2	3			IP	P,S,M	1		\$873.64
152418	Bangalore Pegasus	08/30/2022																
140954	Bangalore Phoenix	02/10/2020	Active	23	0	0	0	0.00%	23		9			N		1		
Exc Award (06/30/2022)			Active	6	0	0	0	0.00%	7		11	1	None		P,S,T,M,VP SC	8		
57376	BANGALORE PRAKASHNAGAR	09/26/1995																
128383	Bangalore Pyramid	08/04/2016	Active	13	2	0	2	18.18%	11		8		2	N	S,M	0		
138847	Bangalore Queens Park	07/15/2019	Active	27	6	0	6	28.57%	23		2			N	SC	0	\$999.97	
Exc Award (06/30/2022)			Active	20	0	0	0	0.00%	20		10			R		6		
46676	BANGALORE R T NAGAR	11/18/1986																
130980	Bangalore Royal Palace	05/24/2017	Active(1)	7	0	0	0	0.00%	8		9	1	None		P,S,T,M,VP SC	8		
33980	BANGALORE SADASHIVANAGAR	05/23/1977	Active	10	3	0	3	42.86%	7		7			R	M,VP,SC	8		
142319	Bangalore Sahaya Hastha	07/28/2020	Active(2)	24	0	0	0	0.00%	24		9		2		VP	8	90+ Days	
134240	Bangalore Samarpan Lioness	05/18/2018	Active	20	0	0	0	0.00%	19		7			N	SC	8	\$313.88	
Exc Award (06/30/2022, 06/30/2024)			Active	30	0	1	-1	-3.23%	34	5	4				M,VP,SC	8	\$600.16	
50309	BANGALORE SANJAYNAGAR	03/16/1990																
121500	Bangalore Sarvagnanagar	03/05/2014	Active	21	30	26	4	23.53%	20	3	3			R	S,M	0		
Exc Award (06/30/2022)																		




Club Health Assessment for District 317 F through March 2025

			Status	Membership							Reports					Finance		LCIF
Club Number	Club Name	Charter Date		Current Member Count	YTD Members Added	YTD Members Dropped	YTD Net Growth	YTD Net Growth%	Member Count 12 Months Ago	Avg. length of service for dropped members	Months Since Last MMR ***	Yrs. Since Last Officer Report	President Rotation	Vice President Reported ****	Months Since Last Activity Report ***	Account Balance	Donations for current Fiscal Year	
			Number of times on status quo within last two years	If below 15 members appears				If net loss is greater than 20% appears			If no report in 3 months appears in	When more than one year appears in	Number of repeat terms	Notes the officers that do not have appears in an active red	If no report at 12 months red			
40576	BANGALORE SESHADRI PURAM Exc Award (06/30/2021, 06/30/2022)	11/16/1981	Active	32	4	2	2	6.67%	33	5	3			R	8			
120392	Bangalore Shikshana Exc Award (06/30/2022, 06/30/2023)	09/24/2013	Active	36	8	1	7	24.14%	29	3	0			R	0			
144746	Bangalore Sidlaghatta	01/03/2021	Active	16	2	0	2	14.29%	18		3		2	R	T,SC	0	\$2,580.93	
152473	Bangalore South Gardens	09/01/2022	Active	10	0	5	-5	-33.33%	19	2	3		2		M,VP,SC	8	90+ Days	
133536	Bangalore Spandana Lioness	12/29/2017	Active	9	1	0	1	12.50%	17		8		None		P,M,VP,SC	8		
128321	Bangalore Suraksha	07/26/2016	Active	10	0	6	-6	-37.50%	22	3	3			R	SC	8		
151768	Bangalore Victoria	07/13/2022	Active	12	7	3	4	50.00%	13	1	2			N	T,M,VP,SC	8		
33157	BANGALORE VIJAYANAGAR Exc Award (06/30/2022)	12/27/1976	Active	78	3	0	3	4.00%	74		2			R	VP	0	\$5,979.56	
147764	Bengaluru Aastha	07/30/2021	Active	15	0	0	0	0.00%	25		8			R	M	8	\$1,162.02	
147168	Bengaluru Jalahalli West	07/03/2021	Active	21	2	1	1	5.00%	23	3	7			N		8	90+ Days	
148840	Bengaluru Lawyers Pride	11/03/2021	Active(1)	10	0	4	-4	-28.57%	14	2	8			N	T,M,SC	0	90+ Days	
151724	Bengaluru Milan	07/13/2022	Active	15	2	10	-8	-34.78%	23	2	2		3	N		2		
147170	Bengaluru Sambhrama	07/04/2021	Active	11	1	1	0	0.00%	17	3	0			N		0		
147664	Bengaluru Swaksh	09/17/2021	Active(1)	26	0	0	0	0.00%	26		23	1	None		P,S,T,M,VP SC	8	90+ Days	
26591	CHIKBALLAPUR	09/24/1973	Active	40	2	1	1	2.56%	37	4	2			N	SC	8	\$999.93	
32275	CHINTAMANI Exc Award (06/30/2022)	05/11/1976	Active	29	3	0	3	11.54%	28		2		2	R		2		
33158	DEVANAHALLI	12/27/1976	Active	57	15	0	15	35.71%	45		2		2	N	M,SC	0	\$999.97	
26616	DODDABALLAPUR Exc Award (06/30/2022)	02/20/1973	Active	139	27	4	23	19.83%	127	12	0			N	SC	0	\$12,076.69	
147862	Doddaballapura RL Jalappa Institutions Exc Award (06/30/2022, 06/30/2023, 06/30/2024)	08/09/2021	Active	100	51	1	50	100.00%	58	0	1			N		0	\$3,592.62	
31640	GOWRIBIDANUR	01/28/1976	Active	45	3	1	2	4.65%	47	2	0			R	P,M,SC	6		



Club Health Assessment for District 317 F through March 2025

			Status	Membership							Reports					Finance	LCIF
Club Number	Club Name	Charter Date		Current Member Count	YTD Members Added	YTD Members Dropped	YTD Net Growth	YTD Net Growth%	Member Count 12 Months Ago	Avg. length of service for dropped members	Months Since Last MMR ***	Yrs. Since Last Officer Report	President Rotation	Vice President Reported ****	Months Since Last Activity Report ***	Account Balance	Donations for current Fiscal Year
			Number of times on status quo within last two years	If below 15 members appears				If net loss is greater than 20% appears			If no report in 3 months appears in	When more than one year appears in	Number of repeat terms	Notes the officers that do not have an active	If no report at 12 months appears in red		
39776	HEBBAL	04/13/1981	Active	25	2	1	1	4.17%	27	27	3			N	M,VP	8	\$3,962.82
29716	HOSKOTE	07/15/1974	Active	36	0	1	-1	-2.70%	48	9	6			N	VP	8	\$999.97
	Exc Award (06/30/2023)																
32992	NELAMANGALA	11/03/1976	Active	20	0	0	0	0.00%	20		10		2	R		5	
33610	PEENYA-YESHWANTHPUR L C	03/30/1977	Active	25	4	1	3	13.64%	30	1	0			N		8	
152507	Thondebhavi	08/30/2022	Active	8	0	0	0	0.00%	17		8			N	M,SC	8	90+ Days
55381	VIDYARANYAPURA	03/02/1994	Active	28	2	3	-1	-3.45%	30	5	3				S,T,M,VP,SC	0	\$3,943.53
	Exc Award (06/30/2024)																
36536	YELAHANKA	01/23/1979	Active	50	3	2	1	2.04%	52	2	3			N		1	

Clubs Cancelled Previous Fiscal Year – Clubs Cancelled within last 12 months may be reinstated

Club Number	Club Name	Charter Date	Current Status*	Cancellation Date
148836	Bangalore Samridhi Daak	10/31/2021	Cancelled(8*)	01/29/2024
99405	BANGALORE SPOORTH LIONESS	05/18/2007	Cancelled(6*)	06/29/2024

Current Total Clubs Count	YTD New Clubs Count	YTD Cancelled Clubs Count	YTD Net Club Gain	Current Total Members Count	YTD Add	YTD Drop	YTD Net Growth	YTD Net Growth %	Member Count 12 Months Ago	Average Member Count Per Club	% of Clubs with less than 20 members	% No MMR in 3 Months	% No Officer Report in 12 Months	% of Clubs with balance 90+ days	Number of Clubs in Status Quo	% Status Quo Clubs in Financial Suspension	Number of Cancelled Clubs	Average Cancelled Club Age	Members Lost Due to Cancellation	% of Clubs Cancelled for Non-Financial Reasons
83	2	1	1	2,240	393	184	209	10.29%	2,301	27	34%	64%	4%	10%	0	0%	1	21	0	0%

* - P - Priority Club. Cancellation Reasons: 1-Objectives/conduct, 2-Non-active club, 5-Non-existing club, 6-Disbanding, 7-Merger, 8-Financial Suspension, 9-District/Multiple District Dues.

** - Abbreviation: P-President, S-Secretary, T-Treasurer, M-Member Chairperson, VP-First Vice President, MC-Communications Chairperson, SC-Service Chairperson

*** - Abbreviation: N/R - Never reported using the Lions Clubs website, N/A - Not applicable, No password registered for the Lions Clubs website.

**** - Abbreviation: N - New, IP - Immediate Past, R - Repeat.



Club Health Assessment for District 318 A through March 2025

			Status	Membership							Reports					Finance		LCIF			
Club Number	Club Name	Charter Date		Current Member Count	YTD Members Added	YTD Members Dropped	YTD Net Growth	YTD Net Growth%	Member Count 12 Months Ago	Avg. length of service for dropped members	Months Since Last MMR ***	Yrs. Since Last Officer Report	President Rotation	Vice President Reported ****	Months Since Last Activity Report ***	Account Balance	Donations for current Fiscal Year				
			Number of times on status quo within last two years	If below 15 members appears					If net loss is greater than 20% appears						If no report in 3 months appears in	When more than one year appears in	Number of repeat terms	Notes the officers that do not have an active	If no report at 12 months appears in red		
Clubs less than two years old																					
177244	Anchal Angels	08/29/2024	Active	30	31	1	30	100.00%	0	0	4			N	T	4					
156370	Aryanad	10/06/2023	Active(1)	25	0	0	0	0.00%	25		8		2		M,VP,SC	0	90+ Days				
156942	Kareelakulangara	12/26/2023	Active(1)	23	0	6	-6	-20.69%	29	1	1		2	R	VP,SC	8	90+ Days				
156932	Kattakkada	12/29/2023	Active	37	0	0	0	0.00%	37		7		2	R		7					
156748	Palayamkunnu Town	11/27/2023	Active	21	3	3	0	0.00%	21	1	1			N	T,SC	0					
153990	Palode	06/20/2023	Active	26	0	0	0	0.00%	26		19		3		M,VP,SC	5	90+ Days				
175278	Thirumala Royal	08/12/2024	Active	52	79	27	52	100.00%	0	1	2				M,VP,SC	5					
156799	Trivandrum Daffodils	12/08/2023	Active	29	6	2	4	16.00%	26	1	1		2	N		7					
Exc Award (06/30/2024)																					
154632	Trivandrum Fort	06/12/2023	Active	35	6	4	2	6.06%	33	3	1		3		T,M,VP,SC	5	90+ Days				
Exc Award (06/30/2024)																					
175495	Trivandrum Highness	08/09/2024	Active	25	25	0	25	100.00%	0		6			N		2					
174575	Trivandrum Karamana	08/09/2024	Active	22	23	1	22	100.00%	0	0	1			N		4					
156803	Trivandrum Pegasus	12/05/2023	Active	21	0	4	-4	-16.00%	25	1	3		2	N	VP	4	90+ Days				
156281	Trivandrum Valiyavila	10/04/2023	Active	27	1	7	-6	-18.18%	40	1	3		2	R		5					
Clubs more than two years old																					
144130	Akkulam	12/22/2020	Active(1)	14	6	4	2	16.67%	12	4	1				M,VP,SC	1	90+ Days				
41106	ANCHAL	03/11/1982	Active	54	5	2	3	5.88%	51	14	0			N		4					
Exc Award (06/30/2016, 06/30/2018, 06/30/20)																					
58097	ANCHAL TOWN	04/08/1996	Active	42	1	0	1	2.44%	42		1			N	T,M	3					
Exc Award (06/30/2016, 06/30/2017, 06/30/20)																					
43435	ATTINGAL	01/24/1984	Active	80	10	6	4	5.26%	76	13	1				P,T,M,VP,SC	8					
Exc Award (06/30/2016, 06/30/2017, 06/30/20)																					
120101	Attingal Palace	08/07/2013	Active	16	0	4	-4	-20.00%	20	5	3			N	P,M,VP,SC	4	90+ Days				
Exc Award (06/30/2017, 06/30/2018, 06/30/20)																					
61960	AYUR	05/17/1999	Active	37	6	2	4	12.12%	37	8	1		2	N	P,M	0	90+ Days				



Club Health Assessment for District 318 A through March 2025

			Status	Membership							Reports					Finance		LCIF		
Club Number	Club Name	Charter Date		Current Member Count	YTD Members Added	YTD Members Dropped	YTD Net Growth	YTD Net Growth%	Member Count 12 Months Ago	Avg. length of service for dropped members	Months Since Last MMR ***	Yrs. Since Last Officer Report	President Rotation	Vice President Reported ****	Months Since Last Activity Report ***	Account Balance	Donations for current Fiscal Year			
			Number of times on status quo within last two years	If below 15 members appears					If net loss is greater than 20% appears					If no report in 3 months appears in	When more than one year appears in	Number of repeat terms	Notes the officers that do not have an active	If no report at 12 months appears in red		
Exc Award (06/30/2016, 06/30/2017, 06/30/2018) 58841 BALARAMAPURAM 11/06/1996			Active	31	1	2	-1	-3.13%	32	21	1		2	N M	7	90+ Days				
Exc Award (06/30/2017, 06/30/2018, 06/30/2019) 139423 Chadayamangalam Jatayu 08/26/2019			Active	27	1	1	0	0.00%	26	4	5			N M,SC	0					
Exc Award (06/30/2020, 06/30/2021, 06/30/2022) 149977 Chathannoor 05/23/2022			Cancelled(8*)	0	0	5	-5	-100.00%	5	3	3		None	P,S,T,M,VP SC	24+	90+ Days				
124673 Chavara 05/11/2015			Active	22	0	2	-2	-8.33%	39	4	2			M,VP,SC	4	90+ Days				
Exc Award (06/30/2016, 06/30/2017, 06/30/2018) 139657 Chavara South 09/05/2019			Active(1)	21	22	25	-3	-12.50%	24	4	0		2	N P,VP	4					
Exc Award (06/30/2020, 06/30/2021) 147322 Chingoli 07/26/2021			Active	16	5	7	-2	-11.11%	18	2	1			N	6	90+ Days				
Exc Award (06/30/2024) 63633 CHIRAYINKEEZHU 10/19/2000			Active	30	5	0	5	20.00%	25		7			N	4					
Exc Award (06/30/2018, 06/30/2020, 06/30/2021) 95907 CLAPPANA VALLIKAVU 02/23/2006			Active(1)	21	0	0	0	0.00%	20		11			R M,VP	1	90+ Days				
Exc Award (06/30/2018, 06/30/2019, 06/30/2020) 26694 HARIPAD 01/24/1972			Active(1)	49	0	0	0	0.00%	50		0		2	R M,VP	0					
Exc Award (06/30/2017, 06/30/2018, 06/30/2020) 62705 HARIPAD TEMPLE TOWN 01/11/2000			Active	18	0	0	0	0.00%	18		0		2	R VP,SC	1					
Exc Award (06/30/2018, 06/30/2024) 151313 Kallada Town 06/28/2022			Active	13	0	0	0	0.00%	10		11	1	None	P,S,T,M,VP SC	8	90+ Days				
56735 KALLAMBALAM 03/24/1995			Active	38	2	1	1	2.70%	37	1	0			N M,VP	0	90+ Days				
Exc Award (06/30/2017, 06/30/2018, 06/30/2020) 135073 Kallara 06/18/2018			Active	24	2	0	2	9.09%	22		4			N	7	90+ Days				
Exc Award (06/30/2020, 06/30/2021) 120194 Karette 08/21/2013			Active	19	6	1	5	35.71%	15	0	1			M,VP,SC	2	90+ Days				
Exc Award (06/30/2016, 06/30/2017, 06/30/2020) 120431 Karunagapally Royal 09/27/2013			Active	22	1	16	-15	-40.54%	37	5	3			N S,T,VP	0					
Exc Award (06/30/2017, 06/30/2018, 06/30/2020)																				



Club Health Assessment for District 318 A through March 2025

			Status	Membership						Reports					Finance		LCIF
Club Number	Club Name	Charter Date		Current Member Count	YTD Members Added	YTD Members Dropped	YTD Net Growth	YTD Net Growth%	Member Count 12 Months Ago	Avg. length of service for dropped members	Months Since Last MMR ***	Yrs. Since Last Officer Report	President Rotation	Vice President Reported ****	Months Since Last Activity Report ***	Account Balance	Donations for current Fiscal Year
			Number of times on status quo within last two years	If below 15 members appears				If net loss is greater than 20% appears			If no report in 3 months appears in	When more than one year appears in	Number of repeat terms	Notes the officers that do not have an active	If no report at 12 months appears in red		
50679	KARUNAGAPPALLY	06/07/1990	Active(1)	26	0	0	0	0.00%	22		7			T,M,VP,SC	8	90+ Days	
	Exc Award (06/30/2017, 06/30/2018, 06/30/2020)																
144197	Karunagappally Central	12/21/2020	Cancelled(8*)	0	0	18	-18	-100.00%	19	3	8		None	P,S,T,M,VP SC	8	90+ Days	
	Exc Award (06/30/2024)																
56197	KATTAKADA TOWN	10/27/1994	Active	19	0	1	-1	-5.00%	17	2	7			R M,VP	8		
	Exc Award (06/30/2016, 06/30/2017, 06/30/2020)																
35114	KAYAMKULAM	02/23/1978	Active	45	0	1	-1	-2.17%	44	13	0			N	8	90+ Days	
	Exc Award (06/30/2016, 06/30/2017, 06/30/2020)																
49751	KAYAMKULAM CENTRAL	06/19/1989	Active	15	0	0	0	0.00%	15		0			N S,T,M	6	90+ Days	
	Exc Award (06/30/2016, 06/30/2017, 06/30/2020)																
98872	KILIMANOOR PONGANADU	03/20/2007	Active	17	0	0	0	0.00%	18		1			N SC	2		
	Exc Award (06/30/2017, 06/30/2018, 06/30/2020)																
135404	Kollam City West	07/03/2018	Cancelled(8*)	0	0	5	-5	-100.00%	5	6	3		None	P,S,T,M,VP SC	24+	90+ Days	
	Exc Award (06/30/2021)																
51866	KOLLAM GREATER	06/25/1991	Active	19	1	0	1	5.56%	18		3		2	M,VP,SC	8	90+ Days	
	Exc Award (06/30/2016, 06/30/2017, 06/30/2020)																
104498	KOLLAM MELVIN JONES SCHOOL	01/22/2009	Active	22	1	0	1	4.76%	21		7			N M	6	90+ Days	
	Exc Award (06/30/2016, 06/30/2017, 06/30/2020)																
26702	KOTTARAKARA	12/03/1969	Active	41	0	1	-1	-2.38%	45	12	0			VP	8		
	Exc Award (06/30/2016, 06/30/2017, 06/30/2020)																
128456	Kovalam	08/31/2016	Active	21	1	4	-3	-12.50%	24	3	4			R	1	90+ Days	\$50.01
	Exc Award (06/30/2018, 06/30/2020)																
145929	Kovalam Raymond	04/26/2021	Active	20	1	2	-1	-4.76%	21	5	1			R	8	90+ Days	
	Exc Award (06/30/2024)																
125589	Krishnapuram Palace	08/24/2015	Cancelled(8*)	0	0	20	-20	-100.00%	22	7	3		None	P,S,T,M,VP SC	8	90+ Days	
	Exc Award (06/30/2018, 06/30/2019)																
147323	Kulathupuzha	07/26/2021	Active	19	0	0	0	0.00%	22		1		3	R S,T,M,VP	0		
	Exc Award (06/30/2024)																
61961	KUNDARA	05/17/1999	Active	53	4	1	3	6.00%	50	26	1			N M	1		



Club Health Assessment for District 318 A through March 2025

			Status	Membership							Reports					Finance		LCIF
Club Number	Club Name	Charter Date		Current Member Count	YTD Members Added	YTD Members Dropped	YTD Net Growth	YTD Net Growth%	Member Count 12 Months Ago	Avg. length of service for dropped members	Months Since Last MMR ***	Yrs. Since Last Officer Report	President Rotation	Vice President Reported ****	Months Since Last Activity Report ***	Account Balance	Donations for current Fiscal Year	
			Number of times on status quo within last two years	If below 15 members appears				If net loss is greater than 20% appears			If no report in 3 months appears in	When more than one year appears in	Number of repeat terms	Notes the officers that do not have an active	If no report at 12 months appears in red			
Exc Award (06/30/2018, 06/30/2020, 06/30/2022)	144126 Kundara Royals	12/18/2020	Active	48	6	7	-1	-2.04%	47	2	2			N	1			
Exc Award (06/30/2021, 06/30/2023, 06/30/2025)	67259 KUNNICODE	02/11/2003	Active	26	1	0	1	4.00%	25		5			M,VP,SC	3			
Exc Award (06/30/2017, 06/30/2018, 06/30/2022)	149217 Kureeppally	12/13/2021	Active	20	0	0	0	0.00%	23		9			N	8	90+ Days		
Exc Award (06/30/2023)	152331 Malayinkeezhu	08/31/2022	Active	10	0	11	-11	-52.38%	29	2	3			N	5	90+ Days		
Exc Award (06/30/2023)	67067 MANAMBUR	01/08/2003	Active	30	0	0	0	0.00%	33		1			M,VP,SC	2			
Exc Award (06/30/2017, 06/30/2018, 06/30/2022)	96550 MAYYANAD	03/14/2006	Active	14	1	2	-1	-6.67%	15	16	0		4	R	T,M	0		
Exc Award (06/30/2017, 06/30/2021)	51320 MURUKKUMPUZHA	02/13/1991	Active	37	1	0	1	2.78%	35		1			N	0		\$520.15	
Exc Award (06/30/2017, 06/30/2018, 06/30/2022)	134933 Muthukulam	06/01/2018	Active	22	5	4	1	4.76%	21	3	1			N	M	5	90+ Days	
Exc Award (06/30/2019, 06/30/2020, 06/30/2022)	107843 NAGAROOR	03/19/2010	Active	19	0	2	-2	-9.52%	24	15	1			N	T,SC	0		
Exc Award (06/30/2017, 06/30/2018, 06/30/2022)	26711 NEDUMANGAD	07/10/1973	Active	31	2	7	-5	-13.89%	38	13	0			N	M,SC	0	90+ Days	
Exc Award (06/30/2017, 06/30/2018, 06/30/2022)	55037 NEYYATTINKARA TOWN	11/09/1993	Active	27	0	1	-1	-3.57%	28	16	8			IP	M,SC	7		
Exc Award (06/30/2017, 06/30/2024)	51322 NOORNAD	02/13/1991	Active	33	3	8	-5	-13.16%	38	3	4			N	8	90+ Days		
Exc Award (06/30/2017, 06/30/2018, 06/30/2022)	50680 OCHIRA	06/07/1990	Active	69	0	1	-1	-1.43%	72	34	5			N	T	1		
Exc Award (06/30/2016, 06/30/2017, 06/30/2022)	123299 Ochira Greater	10/08/2014	Active	18	0	6	-6	-25.00%	24	5	3			N	7	90+ Days		
Exc Award (06/30/2016, 06/30/2018)	147324 Odanavattom	07/26/2021	Active	30	2	2	0	0.00%	30	2	1			N	S,M,SC	6	90+ Days	



Club Health Assessment for District 318 A through March 2025

			Status	Membership							Reports					Finance		LCIF
Club Number	Club Name	Charter Date		Current Member Count	YTD Members Added	YTD Members Dropped	YTD Net Growth	YTD Net Growth%	Member Count 12 Months Ago	Avg. length of service for dropped members	Months Since Last MMR ***	Yrs. Since Last Officer Report	President Rotation	Vice President Reported ****	Months Since Last Activity Report ***	Account Balance	Donations for current Fiscal Year	
			Number of times on status quo within last two years	If below 15 members appears				If net loss is greater than 20% appears			If no report in 3 months appears in	When more than one year appears in	Number of repeat terms	Notes the officers that do not have an active	If no report at 12 months appears in red			
Exc Award (06/30/2024)																		
124672	Oyoor	05/11/2015	Active	18	0	0	0	0.00%	18		1			N	M,SC	2	90+ Days	
Exc Award (06/30/2016, 06/30/2017, 06/30/2018)																		
132092	Oyoor Town	07/04/2017	Active	24	2	6	-4	-14.29%	26	2	1			N	T,SC	1	90+ Days	
Exc Award (06/30/2018, 06/30/2020, 06/30/2021)																		
63947	PARASSALA	01/30/2001	Active(1)	10	1	0	1	11.11%	9		3				M,VP,SC	5	90+ Days	
Exc Award (06/30/2018, 06/30/2019)																		
44912	PARAVUR	04/30/1985	Active	27	0	0	0	0.00%	27		1			N	T,M,VP	8		
Exc Award (06/30/2018, 06/30/2021, 06/30/2022)																		
67126	PARIPPALLY	01/15/2003	Active	48	3	1	2	4.35%	47	16	1		2	N	P	7	90+ Days	
Exc Award (06/30/2017, 06/30/2018, 06/30/2019)																		
136745	Parippally Chavarcode	10/31/2018	Active(1)	24	10	5	5	26.32%	20	5	0			N	S	3	90+ Days	
Exc Award (06/30/2019, 06/30/2020, 06/30/2021)																		
56272	PATHANAPURAM TOWN	11/22/1994	Active	19	3	0	3	18.75%	18		1			N	M,SC	4	90+ Days	
Exc Award (06/30/2017, 06/30/2018, 06/30/2019)																		
123952	Pathiyoor	01/12/2015	Active	13	0	1	-1	-7.14%	16	3	0			N		5		
Exc Award (06/30/2016, 06/30/2017, 06/30/2018)																		
106348	PERUMGUZHY	08/24/2009	Active(1)	10	0	8	-8	-44.44%	18	6	3				M,VP,SC	8	90+ Days	
Exc Award (06/30/2018)																		
50402	POOYAPPALLY	04/05/1990	Active	34	1	0	1	3.03%	33		5			N	P,M,VP,SC	0		
Exc Award (06/30/2016, 06/30/2018, 06/30/2019)																		
150083	Pooyappally Town	04/04/2022	Active(1)	19	4	0	4	26.67%	20		0			N	M,SC	8	90+ Days	
Exc Award (06/30/2020)																		
140297	Pothencode	12/02/2019	Active	35	4	9	-5	-12.50%	45	3	1			R	SC	8		
Exc Award (06/30/2020)																		
28241	PUNALUR	03/27/1974	Active	23	1	0	1	4.55%	26		0		2		M,VP,SC	8	90+ Days	
Exc Award (06/30/2016, 06/30/2019, 06/30/2020)																		
103434	PUNALUR GREATER	09/11/2008	Active	40	12	2	10	33.33%	31	9	0			N	T,M	8		
Exc Award (06/30/2016, 06/30/2017, 06/30/2018)																		
26724	PUTHOOR	04/23/1973	Active(1)	18	4	4	0	0.00%	18	9	0				T,M,VP,SC	8	90+ Days	



Club Health Assessment for District 318 A through March 2025

			Status	Membership							Reports					Finance		LCIF
Club Number	Club Name	Charter Date		Current Member Count	YTD Members Added	YTD Members Dropped	YTD Net Growth	YTD Net Growth%	Member Count 12 Months Ago	Avg. length of service for dropped members	Months Since Last MMR ***	Yrs. Since Last Officer Report	President Rotation	Vice President Reported ****	Months Since Last Activity Report ***	Account Balance	Donations for current Fiscal Year	
			Number of times on status quo within last two years	If below 15 members appears				If net loss is greater than 20% appears			If no report in 3 months appears in	When more than one year appears in	Number of repeat terms		Notes the officers that do not have an active	If no report at 12 months appears in red		
Exc Award (06/30/2016, 06/30/2017, 06/30/2020)	106295 PUTHUPALLY	08/18/2009	Active(1)	18	18	23	-5	-21.74%	23	9	1		3	R	T,SC	7		
Exc Award (06/30/2018, 06/30/2024)	26725 QUILON	10/12/1961	Active(2)	50	3	1	2	4.17%	48	35	0		4	N		8	90+ Days	
Exc Award (06/30/2020, 06/30/2024)	48200 QUILON CENTRAL	02/22/1988	Active	53	7	5	2	3.92%	51	9	1			N		8		
Exc Award (06/30/2017, 06/30/2018, 06/30/2020)	151452 Quilon City	06/28/2022	Cancelled(8*)	0	0	5	-5	-100.00%	5	3	3		None		P,S,T,M,VP SC	24+	90+ Days	
	37885 QUILON EAST	12/07/1979	Active(1)	28	0	3	-3	-9.68%	32	9	6			N	T	1	90+ Days	
Exc Award (06/30/2016, 06/30/2017, 06/30/2020)	153555 Quilon Empower	02/23/2023	Active	17	1	4	-3	-15.00%	25	2	0			N	SC	8	90+ Days	
	144037 Quilon Roses	03/26/2021	Cancelled(8*)	0	0	24	-24	-100.00%	24	3	1	1	None		P,S,T,M,VP SC	24	90+ Days	
Exc Award (06/30/2023)	61767 SASTHAMCOTTA	04/02/1999	Active	17	4	6	-2	-10.53%	19	12	5			N	M	8	90+ Days	
	133748 Sasthamcotta Hill Top	02/12/2018	Active	17	0	0	0	0.00%	17		22	1	None		P,S,T,M,VP SC	5	90+ Days	
	147325 Sreekaryam	09/01/2021	Cancelled(8*)	0	1	15	-14	-100.00%	14	3	6		None		P,S,T,M,VP SC	11	90+ Days	
	131991 Thevalakkara	07/04/2017	Active(1)	23	2	0	2	9.52%	22		4			R		8	90+ Days	
Exc Award (06/30/2019, 06/30/2021)	151900 Thiruvananthapuram Chenkal	08/30/2022	Cancelled(8*)	0	0	21	-21	-100.00%	21	2	3	1	None		P,S,T,M,VP SC	N/A	90+ Days	
	55222 THIRUVANANTHAPURAM CITY	01/13/1994	Active	40	3	1	2	5.26%	41	1	0			N	P,T	2		\$93.00
Exc Award (06/30/2016, 06/30/2017, 06/30/2020)	130315 Thiruvananthapuram Golden Jubilee	03/15/2017	Cancelled(8*)	0	0	16	-16	-100.00%	16	5	3		None		P,S,T,M,VP SC	19	90+ Days	
	148320 Thiruvananthapuram Gowreesapattom	10/11/2021	Active	32	3	0	3	10.34%	28		1			N		0	90+ Days	
Exc Award (06/30/2023, 06/30/2024)	135430 Thiruvananthapuram South	07/03/2018	Active	27	3	2	1	3.85%	26	3	3				VP	8	90+ Days	
Exc Award (06/30/2019, 06/30/2021)	84695 TRIVANDRUM AIRPORT CITY	01/13/2005	Active	37	3	17	-14	-27.45%	65	7	1				M,VP	0	90+ Days	\$499.97



Club Health Assessment for District 318 A through March 2025

			Status	Membership						Reports					Finance		LCIF				
Club Number	Club Name	Charter Date		Current Member Count	YTD Members Added	YTD Members Dropped	YTD Net Growth	YTD Net Growth%	Member Count 12 Months Ago	Avg. length of service for dropped members	Months Since Last MMR ***	Yrs. Since Last Officer Report	President Rotation	Vice President Reported ****	Months Since Last Activity Report ***	Account Balance	Donations for current Fiscal Year				
			Number of times on status quo within last two years	If below 15 members appears					If net loss is greater than 20% appears						If no report in 3 months appears in	When more than one year appears in	Number of repeat terms	Notes the officers that do not have an active	If no report at 12 months appears in red		
Exc Award (06/30/2016, 06/30/2017, 06/30/2020)																					
64783	TRIVANDRUM ANANTHAPURI	11/13/2001	Active	68	5	2	3	4.62%	59	5	3				M,VP,SC	4	90+ Days				
Exc Award (06/30/2016, 06/30/2018, 06/30/2020)																					
115122	TRIVANDRUM CAPITAL	09/19/2011	Active	15	2	7	-5	-25.00%	22	7	1			N	T,SC	4	90+ Days	\$29.95			
Exc Award (06/30/2016, 06/30/2017, 06/30/2020)																					
49147	TRIVANDRUM CENTRAL	01/09/1989	Active	33	1	1	0	0.00%	33	1	3			N	SC	5					
Exc Award (06/30/2017, 06/30/2018, 06/30/2020)																					
26737	TRIVANDRUM CITY WEST	01/01/1970	Active	24	0	0	0	0.00%	24		8		2		S,T,M,VP,SC	8					
Exc Award (06/30/2018, 06/30/2020, 06/30/2020)																					
52619	TRIVANDRUM COSMOPOLITAN	03/04/1992	Active	40	4	0	4	11.11%	36		0			N	VP	0					
Exc Award (06/30/2017, 06/30/2018, 06/30/2020)																					
84081	TRIVANDRUM COTTON HILL	09/01/2004	Active	24	0	0	0	0.00%	24		10		2		M,VP,SC	8					
Exc Award (06/30/2018)																					
121658	Trivandrum Crown	03/25/2014	Active	10	1	4	-3	-23.08%	13	4	2			N	M	8	90+ Days				
Exc Award (06/30/2018, 06/30/2024)																					
117123	TRIVANDRUM CRYSTAL	06/11/2012	Active	43	5	0	5	13.16%	46		1			N		0					
Exc Award (06/30/2016, 06/30/2017, 06/30/2020)																					
97151	TRIVANDRUM DIAMONDS	05/18/2006	Active	51	6	0	6	13.33%	43		1			N	SC	8	90+ Days				
Exc Award (06/30/2017, 06/30/2019, 06/30/2020)																					
45970	TRIVANDRUM EAST	03/10/1986	Active	32	0	2	-2	-5.88%	33	5	4			R		0					
Exc Award (06/30/2016, 06/30/2017, 06/30/2020)																					
89108	TRIVANDRUM ELITES	08/16/2005	Active	50	2	5	-3	-5.66%	53	2	0			N		7					
Exc Award (06/30/2017, 06/30/2018, 06/30/2020)																					
132107	Trivandrum Flowers	07/04/2017	Active(1)	11	3	2	1	10.00%	14	1	1				T,M,VP,SC	8					
139663 Trivandrum Friends																					
		09/09/2019	Active	14	2	2	0	0.00%	14	3	6				M,VP,SC	3	90+ Days				
Exc Award (06/30/2021, 06/30/2023)																					
142541	Trivandrum Garden	08/06/2020	Active(1)	14	4	0	4	40.00%	17		8		5	R	T,M,SC	6	90+ Days				
93235 TRIVANDRUM GEMS																					
		01/03/2006	Active	30	4	0	4	15.38%	28		5		2	N		6	90+ Days				
Exc Award (06/30/2017, 06/30/2018, 06/30/2020)																					



Club Health Assessment for District 318 A through March 2025

			Status	Membership							Reports					Finance		LCIF
Club Number	Club Name	Charter Date		Current Member Count	YTD Members Added	YTD Members Dropped	YTD Net Growth	YTD Net Growth%	Member Count 12 Months Ago	Avg. length of service for dropped members	Months Since Last MMR ***	Yrs. Since Last Officer Report	President Rotation	Vice President Reported ****	Months Since Last Activity Report ***	Account Balance	Donations for current Fiscal Year	
			Number of times on status quo within last two years	If below 15 members appears				If net loss is greater than 20% appears			If no report in 3 months appears in	When more than one year appears in	Number of repeat terms	Notes the officers that do not have an active	If no report at 12 months appears in red			
108706	TRIVANDRUM GINKGO	06/28/2010	Active	24	4	1	3	14.29%	21	4	1			R SC	8			
	Exc Award (06/30/2016, 06/30/2018, 06/30/2020)																	
117844	TRIVANDRUM GOLDEN CITY	09/18/2012	Active	12	0	0	0	0.00%	13		9			M,VP,SC	8	90+ Days		
	Exc Award (06/30/2017, 06/30/2018, 06/30/2020)																	
52179	TRIVANDRUM GREATER	11/21/1991	Active	14	5	6	-1	-6.67%	18	4	0		2	N T	6			
	Exc Award (06/30/2017, 06/30/2018, 06/30/2020)																	
142005	Trivandrum Greencity	07/02/2020	Active	57	7	8	-1	-1.72%	58	3	1			R	1	90+ Days		
	Exc Award (06/30/2021, 06/30/2023, 06/30/2024)																	
154096	Trivandrum Healers	03/31/2023	Cancelled(8*)	0	0	21	-21	-100.00%	21	2	3		None	P,S,T,M,VP SC	N/A	90+ Days		
26736	TRIVANDRUM HOST	10/13/1961	Active	101	2	2	0	0.00%	95	4	0			R	0		\$1,000.30	
	Exc Award (06/30/2016, 06/30/2017, 06/30/2020)																	
154051	Trivandrum Icons	03/30/2023	Active	33	7	0	7	26.92%	28		0			N SC	0			
	Exc Award (06/30/2024)																	
67110	TRIVANDRUM IMPACT	01/15/2003	Active	56	4	0	4	7.69%	53		1			N SC	0			
	Exc Award (06/30/2016, 06/30/2017, 06/30/2020)																	
123507	Trivandrum Inspire	10/31/2014	Cancelled(8*)	0	0	14	-14	-100.00%	14	11	11		None	P,S,T,M,VP SC	5	90+ Days		
	Exc Award (06/30/2017, 06/30/2018)																	
95909	TRIVANDRUM KING CITY	02/23/2006	Active	16	5	2	3	23.08%	13	2	0			R M	4	90+ Days		
56083	TRIVANDRUM KOWDIAR	09/12/1994	Active	30	2	0	2	7.14%	32		1			N T	4	90+ Days		
	Exc Award (06/30/2016, 06/30/2017, 06/30/2020)																	
134189	Trivandrum Majesty	03/23/2018	Active(1)	16	4	2	2	14.29%	22	5	2			M,VP,SC	7	90+ Days		
	Exc Award (06/30/2019, 06/30/2020, 06/30/2022)																	
150498	Trivandrum Metro City	04/14/2022	Cancelled(8*)	0	0	8	-8	-100.00%	15	4	6		None	P,S,T,M,VP SC	16	90+ Days		
63525	TRIVANDRUM METROPOLIS	08/14/2000	Active	27	0	3	-3	-10.00%	29	12	2			N M	7			
	Exc Award (06/30/2016, 06/30/2017, 06/30/2020)																	
60616	TRIVANDRUM MID TOWN	04/06/1998	Active	14	0	4	-4	-22.22%	18	10	0			N M,VP,SC	8	90+ Days		
	Exc Award (06/30/2017, 06/30/2018, 06/30/2020)																	
117660	TRIVANDRUM NATIONAL	08/16/2012	Active	24	4	1	3	14.29%	21	7	0		2	N M,SC	8	90+ Days		
	Exc Award (06/30/2017, 06/30/2018, 06/30/2020)																	



Club Health Assessment for District 318 A through March 2025

			Status	Membership							Reports					Finance		LCIF
Club Number	Club Name	Charter Date		Current Member Count	YTD Members Added	YTD Members Dropped	YTD Net Growth	YTD Net Growth%	Member Count 12 Months Ago	Avg. length of service for dropped members	Months Since Last MMR ***	Yrs. Since Last Officer Report	President Rotation	Vice President Reported ****	Months Since Last Activity Report ***	Account Balance	Donations for current Fiscal Year	
			Number of times on status quo within last two years	If below 15 members appears				If net loss is greater than 20% appears			If no report in 3 months appears in	When more than one year appears in	Number of repeat terms	Notes the officers that do not have an active	If no report at 12 months appears in red			
106421	TRIVANDRUM NOBLE	08/31/2009	Active	28	5	6	-1	-3.45%	31	12	1			N	M,SC	8		
	Exc Award (06/30/2016, 06/30/2017, 06/30/2018)																	
57402	TRIVANDRUM NORTH	10/02/1995	Active	19	2	6	-4	-17.39%	21	4	3			N		8		
	Exc Award (06/30/2017, 06/30/2018, 06/30/2019)																	
95061	TRIVANDRUM NOVA	01/17/2006	Active	28	1	2	-1	-3.45%	29	6	3				M,VP,SC	4	90+ Days	
	Exc Award (06/30/2016, 06/30/2017, 06/30/2018)																	
85955	TRIVANDRUM OASIS	03/22/2005	Active	34	4	2	2	6.25%	35	19	1			N		0	\$90.00	
	Exc Award (06/30/2016, 06/30/2017, 06/30/2018)																	
125538	Trivandrum Ocean	08/24/2015	Active	22	3	1	2	10.00%	21	9	1				M,VP,SC	7		
	Exc Award (06/30/2017, 06/30/2018, 06/30/2019)																	
61126	TRIVANDRUM P R S PRIDE	09/09/1998	Active	20	0	1	-1	-4.76%	21	10	1			N	VP	8	90+ Days	
	Exc Award (06/30/2018, 06/30/2019, 06/30/2020)																	
108813	TRIVANDRUM PEARL	06/29/2010	Active	5	0	0	0	0.00%	5		0		16	N	S,T,M,VP,SC	8	90+ Days	
	Exc Award (06/30/2019)																	
140876	Trivandrum Peroorkada	02/12/2020	Active	34	9	6	3	9.68%	34	2	1			N	M,SC	4	90+ Days	
	Exc Award (06/30/2021, 06/30/2022)																	
150507	Trivandrum Peyad	05/11/2022	Active	40	3	0	3	8.11%	42		2			N		0	90+ Days	
	Exc Award (06/30/2023)																	
139318	Trivandrum Platinum	07/25/2019	Active(1)	29	3	2	1	3.57%	28	3	0			N		1		
	Exc Award (06/30/2020, 06/30/2021)																	
109836	TRIVANDRUM POOJAPPURA	12/09/2010	Active	46	0	0	0	0.00%	48		8			N	T,SC	3	90+ Days	
	Exc Award (06/30/2016, 06/30/2017, 06/30/2018)																	
109065	TRIVANDRUM RAINBOW	08/11/2010	Active	45	2	0	2	4.65%	46		0			N		0		
	Exc Award (06/30/2017, 06/30/2018, 06/30/2019)																	
84713	TRIVANDRUM RAJADHANI	01/19/2005	Active	48	2	8	-6	-11.11%	49	6	1				M,VP,SC	1		
	Exc Award (06/30/2016, 06/30/2017, 06/30/2018)																	
132915	Trivandrum Regency	10/26/2017	Active	45	4	10	-6	-11.76%	48	1	3			N	M,SC	1		
	Exc Award (06/30/2018, 06/30/2019, 06/30/2020)																	
61357	TRIVANDRUM ROYAL	12/15/1998	Active	46	0	4	-4	-8.00%	52	2	0			N	M	1		




Club Health Assessment for District 318 A through March 2025

			Status	Membership							Reports					Finance	LCIF
Club Number	Club Name	Charter Date		Current Member Count	YTD Members Added	YTD Members Dropped	YTD Net Growth	YTD Net Growth%	Member Count 12 Months Ago	Avg. length of service for dropped members	Months Since Last MMR ***	Yrs. Since Last Officer Report	President Rotation	Vice President Reported ****	Months Since Last Activity Report ***	Account Balance	Donations for current Fiscal Year
			Number of times on status quo within last two years	If below 15 members appears				If net loss is greater than 20% appears			If no report in 3 months appears in	When more than one year appears in	Number of repeat terms	Notes the officers that do not have an active	If no report at 12 months appears in red		
Exc Award (06/30/2018, 06/30/2021, 06/30/2022)	88977 TRIVANDRUM RUBY	07/20/2005	Active(2)	12	2	0	2	20.00%	11		7		5	R	P,T,M,SC	6	90+ Days
Exc Award (06/30/2017, 06/30/2018, 06/30/2022)	142971 Trivandrum Smart City	09/18/2020	Active(1)	23	0	6	-6	-20.69%	27	3	2				M,VP,SC	2	
Exc Award (06/30/2021, 06/30/2024)	145842 Trivandrum Soorya	04/22/2021	Cancelled(8*)	0	1	7	-6	-100.00%	6	3	8		None		P,S,T,M,VP SC VP	8	90+ Days
	84913 TRIVANDRUM SPACE CITY	02/24/2005	Active	16	0	1	-1	-5.88%	18	19	7					7	
Exc Award (06/30/2016, 06/30/2017, 06/30/2022)	133157 Trivandrum Thirumala	12/04/2017	Active	57	6	8	-2	-3.39%	60	5	1			N	S,SC	1	90+ Days
Exc Award (06/30/2018, 06/30/2019, 06/30/2022)	54271 TRIVANDRUM TOWERS	03/24/1993	Active	38	0	0	0	0.00%	48		7			N		8	
Exc Award (06/30/2016, 06/30/2018, 06/30/2022)	138635 Trivandrum Vanchinadu	06/19/2019	Active	20	1	3	-2	-9.09%	20	5	0			N	T,M,SC	8	90+ Days
Exc Award (06/30/2021)	143765 Vakkanadu	12/01/2020	Active(1)	15	0	0	0	0.00%	15		11			N		8	90+ Days
	151347 Vakkom Royal	06/28/2022	Active	50	35	5	30	150.00%	21	3	1				M,VP,SC	8	
	59389 VAKKOM-KADAKKAVOOR	04/21/1997	Active(1)	27	9	6	3	12.50%	14	3	0				T,M,VP	8	90+ Days
Exc Award (06/30/2017, 06/30/2018, 06/30/2022)	106296 VALLIKUNNAM	08/18/2009	Active	22	0	0	0	0.00%	22		12			N	T,M	8	90+ Days
Exc Award (06/30/2018, 06/30/2020)	42031 VARKALA	11/29/1982	Active	56	3	7	-4	-6.67%	60	3	0				M,VP,SC	4	
Exc Award (06/30/2016, 06/30/2018, 06/30/2022)	52942 VATTIYOORKAVU	04/14/1992	Active	55	0	0	0	0.00%	55		8		2		M,VP,SC	8	90+ Days
Exc Award (06/30/2020, 06/30/2021, 06/30/2022)	153612 Venganoor Elite	02/01/2023	Active	12	0	5	-5	-29.41%	15	3	1		3	R	SC	1	90+ Days
	126123 Vizhinjam	12/02/2015	Active	46	9	4	5	12.20%	41	2	1			N		8	90+ Days
Exc Award (06/30/2017, 06/30/2018, 06/30/2022)																	



Club Health Assessment for District 318 A through March 2025

			Status	Membership						Reports				Finance	LCIF		
Club Number	Club Name	Charter Date		Current Member Count	YTD Members Added	YTD Members Dropped	YTD Net Growth	YTD Net Growth%	Member Count 12 Months Ago	Avg. length of service for dropped members	Months Since Last MMR ***	Yrs. Since Last Officer Report	President Rotation	Vice President Reported ****	Months Since Last Activity Report ***	Account Balance	Donations for current Fiscal Year
			Number of times on status quo within last two years	If below 15 members appears				If net loss is greater than 20% appears			If no report in 3 months appears in	When more than one year appears in	Number of repeat terms	Notes the officers that do not have an active	If no report at 12 months appears in red		

Clubs Cancelled Previous Fiscal Year – Clubs Cancelled within last 12 months may be reinstated

Club Number	Club Name	Charter Date	Current Status*	Cancellation Date
139408	Kadakkal	09/24/2019	Cancelled(8*)	12/29/2023
150500	Trivandrum Sea Port	06/28/2022	Cancelled(8*)	02/29/2024
151920	Trivandrum Shankumugham	08/30/2022	Cancelled(8*)	02/29/2024
152430	Trivandrum Temple City	08/31/2022	Cancelled(8*)	08/29/2023
153184	Trivandrum Vilappilsala	12/09/2022	Cancelled(8*)	02/29/2024
124008	Varkala Town	01/20/2015	Cancelled(8*)	05/29/2024
152532	Vellarada	08/31/2022	Cancelled(8*)	12/29/2023

Current Total Clubs Count	YTD New Clubs Count	YTD Cancelled Clubs Count	YTD Net Club Gain	Current Total Members Count	YTD Add	YTD Drop	YTD Net Growth	YTD Net Growth %	Member Count 12 Months Ago	Average Member Count Per Club	% of Clubs with less than 20 members	% No MMR in 3 Months	% No Officer Report in 12 Months	% of Clubs with balance 90+ days	Number of Clubs in Status Quo	% Status Quo Clubs in Financial Suspension	Number of Cancelled Clubs	Average Cancelled Club Age	Members Lost Due to Cancellation	% of Clubs Cancelled for Non-Financial Reasons
144	4	13	-9	4,260	556	613	-57	-1.32%	4,445	30	29%	37%	1%	54%	0	0%	13	6	179	-54%

* - P - Priority Club. Cancellation Reasons: 1-Objectives/conduct, 2-Non-active club, 5-Non-existing club, 6-Disbanding, 7-Merger, 8-Financial Suspension, 9-District/Multiple District Dues.

** - Abbreviation: P-President, S-Secretary, T-Treasurer, M-Member Chairperson, VP-First Vice President, MC-Communications Chairperson, SC-Service Chairperson

*** - Abbreviation: N/R - Never reported using the Lions Clubs website, N/A - Not applicable, No password registered for the Lions Clubs website.

**** - Abbreviation: N - New, IP - Immediate Past, R - Repeat.



Club Health Assessment for District 318 B through March 2025

			Status	Membership							Reports					Finance		LCIF
Club Number	Club Name	Charter Date		Current Member Count	YTD Members Added	YTD Members Dropped	YTD Net Growth	YTD Net Growth%	Member Count 12 Months Ago	Avg. length of service for dropped members	Months Since Last MMR ***	Yrs. Since Last Officer Report	President Rotation	Vice President Reported ****	Months Since Last Activity Report ***	Account Balance	Donations for current Fiscal Year	
			Number of times on status quo within last two years	If below 15 members appears					If net loss is greater than 20% appears		If no report in 3 months appears in	When more than one year appears in	Number of repeat terms	Notes the officers that do not have an active	If no report at 12 months appears in red			
Clubs less than two years old																		
179876	Chennithala	12/16/2024	Active	20	20	0	20	100.00%	0		3			N	M,SC	1	90+ Days	
155890	Edathua Town	09/04/2023	Active(1)	29	0	0	0	0.00%	29		15			N	M,VP,SC	6	90+ Days	\$131.66
180125	Elamgulam	03/06/2025	Newly Chartered	23	23	0	23	100.00%	0		0				M,VP,SC	N/A		
181030	Kavalam	03/04/2025	Newly Chartered	23	23	0	23	100.00%	0		0				M,VP,SC	N/A		
172323	Kumbanad	06/26/2024	Cancelled(8*)	0	0	20	-20	-100.00%	0	1	0		None		P,S,T,M,VP SC	1	90+ Days	
178854	Kurichithanam Central	10/07/2024	Active	31	31	0	31	100.00%	0		3				T,M,VP,SC	2	90+ Days	
181031	Malam Mount Mary	03/06/2025	Newly Chartered	22	22	0	22	100.00%	0		0			N	M,SC	N/R		
153955	Meenachil Overseas	05/29/2023	Active(1)	28	4	0	4	16.67%	24		4		3	R		1		\$10,080.73
Exc Award (06/30/2024)																		
155868	Oonnukal	09/08/2023	Active	29	8	8	0	0.00%	29	1	3			N	SC	1	90+ Days	
154091	Paika Central	04/03/2023	Active	43	0	0	0	0.00%	43		13		3		M,VP,SC	7		
179836	Pathanamthitta Town	12/09/2024	Active	32	32	0	32	100.00%	0		2				T,M,VP,SC	1	90+ Days	
179422	Poonjar	11/11/2024	Active	23	23	0	23	100.00%	0		4				M,VP,SC	2	90+ Days	
156714	Thiruvalla Impact	01/22/2024	Active(1)	20	0	0	0	0.00%	20		14		2	N	S,T,M	2		
178851	Travancore Safari	10/11/2024	Active	21	21	0	21	100.00%	0		4				M,VP,SC	2	90+ Days	
Clubs more than two years old																		
52941	ADOOR	04/14/1992	Active	51	1	1	0	0.00%	51	33	2			N	T,SC	5		
Exc Award (06/30/2023)																		
83065	ADOOR CENTRAL	06/30/2004	Active	46	8	1	7	17.95%	38	14	0			R		0		\$838.57
Exc Award (06/30/2024)																		
108607	ADOOR EMIRATES	06/11/2010	Active	43	3	1	2	4.88%	45	4	5			N		0		\$3,123.19
Exc Award (06/30/2021, 06/30/2023)																		
152510	Adoor Gems Overseas	08/31/2022	Active	30	1	1	0	0.00%	31	2	1			N	M	3	90+ Days	\$3,292.69
Exc Award (06/30/2023)																		



Club Health Assessment for District 318 B through March 2025

			Status	Membership							Reports					Finance		LCIF
Club Number	Club Name	Charter Date		Current Member Count	YTD Members Added	YTD Members Dropped	YTD Net Growth	YTD Net Growth%	Member Count 12 Months Ago	Avg. length of service for dropped members	Months Since Last MMR ***	Yrs. Since Last Officer Report	President Rotation	Vice President Reported ****	Months Since Last Activity Report ***	Account Balance	Donations for current Fiscal Year	
			Number of times on status quo within last two years	If below 15 members appears				If net loss is greater than 20% appears			If no report in 3 months appears in	When more than one year appears in	Number of repeat terms	Notes the officers that do not have an active	If no report at 12 months appears in red			
149444	Adoor Kings	01/04/2022	Active	30	2	2	0	0.00%	32	3	0			R	S,M,VP,SC	7		
143526	Adoor Thirukochi	11/04/2020	Active(1)	36	0	0	0	0.00%	41		7		2		M,VP,SC	1	90+ Days	
115615	ARUVITHURA	11/28/2011	Active	23	1	0	1	4.55%	28		7			N	VP,SC	6		
	Exc Award (06/30/2017, 06/30/2018)																	
61343	ATHIRAMPUZHA	12/15/1998	Active	31	4	0	4	14.81%	27		1			R	P,VP	19		
	Exc Award (06/30/2018)																	
65312	ATHIRAMPUZHA PRIYADARSINI HILL	05/02/2002	Active	28	3	0	3	12.00%	27		0			N	P,T,VP,SC	19		
	Exc Award (06/30/2018)																	
65061	AYARKUNNAM	03/06/2002	Active	48	1	2	-1	-2.04%	49	14	0			N	P	2	\$59.78	
	Exc Award (06/30/2018, 06/30/2024)																	
77429	BHARANANGANAM	09/24/2003	Active	17	0	1	-1	-5.56%	19	12	5			N	M,VP,SC	6	\$838.57	
	Exc Award (06/30/2018)																	
26688	CHANGANACHERRY	10/10/1970	Active	164	14	4	10	6.49%	154	5	1			N	S,M,SC	4	\$3,871.63	
	Exc Award (06/30/2018, 06/30/2023, 06/30/2024)																	
153640	Changanacherry Gateway	03/30/2023	Active	19	0	4	-4	-17.39%	26	1	3			N		5		
110716	CHANGANACHERRY ROYAL	04/04/2011	Active	25	2	1	1	4.17%	26	7	0			R	M,SC	7		
	Exc Award (06/30/2018)																	
150800	Chemmalamattam Central	05/17/2022	Active	12	0	0	0	0.00%	16		9			N	M,SC	16	90+ Days	
52090	CHENGANNOOR	10/16/1991	Active	42	13	3	10	31.25%	35	10	0			N	P,M,VP,SC	8	\$86.71	
121335	Chengannur Royal	02/07/2014	Cancelled(8*)	0	0	11	-11	-100.00%	19	6	0		None		P,S,T,M,VP SC	20	90+ Days	
	Exc Award (06/30/2018)																	
41266	CHINGAVANAM	04/22/1982	Active	45	2	0	2	4.65%	40		0			IP	VP	7		
	Exc Award (06/30/2024)																	
78786	CHITTAR	04/12/2004	Active	11	5	2	3	37.50%	12	14	0		None		P,M,VP,SC	7		
	Exc Award (06/30/2017)																	
37884	EDATHUA	12/28/1979	Active	42	6	3	3	7.69%	39	16	0			N	P,T,SC	7		
	Exc Award (06/30/2017)																	
78109	EDATHUA ELITES	01/22/2004	Active	26	1	0	1	4.00%	27		4		2	R	T,VP	6	90+ Days	



Club Health Assessment for District 318 B through March 2025

			Status	Membership							Reports					Finance		LCIF		
Club Number	Club Name	Charter Date		Current Member Count	YTD Members Added	YTD Members Dropped	YTD Net Growth	YTD Net Growth%	Member Count 12 Months Ago	Avg. length of service for dropped members	Months Since Last MMR ***	Yrs. Since Last Officer Report	President Rotation	Vice President Reported ****	Months Since Last Activity Report ***	Account Balance	Donations for current Fiscal Year			
			Number of times on status quo within last two years	If below 15 members appears					If net loss is greater than 20% appears			If no report in 3 months appears in	When more than one year appears in	Number of repeat terms	Notes the officers that do not have an active	If no report at 12 months appears in red				
Exc Award (06/30/2018)																				
42731	ERATTUPETTA	05/26/1983	Active	77	0	0	0	0.00%	77		1			N	T,M,SC	7	90+ Days	\$898.47		
67002	ERATTUPETTA CENTRAL	12/30/2002	Active	32	0	1	-1	-3.03%	33	22	0			N	M,SC	1				
51770	ETTUMANOOR	06/03/1991	Active	29	0	0	0	0.00%	29		13			N	P,M	8				
131994	Ettumanoor Centennial	07/04/2017	Active	22	5	4	1	4.76%	39	7	1		2		S,M,VP,SC	6				
99140	ETTUMANOOR CENTRAL	04/17/2007	Active(1)	8	1	6	-5	-38.46%	16	14	3			R	VP	6				
Exc Award (06/30/2017)																				
136125	Ettumanoor Town	08/14/2018	Active(1)	15	0	0	0	0.00%	15		16	1	None		P,S,T,M,VP SC	7	90+ Days	\$838.57		
103709	KADAMPANADU	09/23/2008	Active(1)	17	0	0	0	0.00%	20		0				S,M,VP,SC	7				
Exc Award (06/30/2017, 06/30/2018)																				
134419	Kadaplamattom	05/07/2018	Active(1)	24	0	6	-6	-20.00%	30	6	3		3	R	VP,SC	5				
152512	Kadapra	08/31/2022	Active	20	0	1	-1	-4.76%	21	2	6			N		7				
61918	KADUTHURUTHY	05/10/1999	Active	36	0	0	0	0.00%	36		16	1	None		P,S,T,M,VP SC	5				
Exc Award (06/30/2018)																				
62050	KAIPATTOOR	06/07/1999	Active	47	5	2	3	6.82%	43	3	1			R	T,M,SC	7	90+ Days	\$5.00		
Exc Award (06/30/2017, 06/30/2018, 06/30/2020)																				
118509	KANAKKARY	12/26/2012	Active	11	1	0	1	10.00%	10		7			R	P,T,M	7				
Exc Award (06/30/2018)																				
62080	KANJIRAPPALLY	06/10/1999	Active	33	0	0	0	0.00%	31		6			R	M,VP,SC	1				
61013	KARUKACHAL	06/30/1998	Active	27	0	2	-2	-6.90%	30	19	5			IP	M,VP	7				
112126	KATTACHIRA	08/29/2011	Active	14	1	3	-2	-12.50%	17	10	2		2	N	T,VP,SC	3	90+ Days			
Exc Award (06/30/2017)																				
51425	KATTANAM	03/13/1991	Active(1)	21	4	1	3	16.67%	17	2	1			N	SC	1	90+ Days			
Exc Award (06/30/2018)																				
66752	KIDANGOOR	10/31/2002	Active	33	0	0	0	0.00%	36		9			N	S,VP,SC	1	90+ Days			
Exc Award (06/30/2018)																				
65317	KOLLAPPALLY	05/02/2002	Active	52	5	0	5	10.64%	49		0			N		2				
Exc Award (06/30/2017, 06/30/2018, 06/30/2020)																				



Club Health Assessment for District 318 B through March 2025

			Status	Membership							Reports					Finance		LCIF
Club Number	Club Name	Charter Date		Current Member Count	YTD Members Added	YTD Members Dropped	YTD Net Growth	YTD Net Growth%	Member Count 12 Months Ago	Avg. length of service for dropped members	Months Since Last MMR ***	Yrs. Since Last Officer Report	President Rotation	Vice President Reported ****	Months Since Last Activity Report ***	Account Balance	Donations for current Fiscal Year	
			Number of times on status quo within last two years	If below 15 members appears				If net loss is greater than 20% appears			If no report in 3 months appears in	When more than one year appears in	Number of repeat terms	Notes the officers that do not have an active	If no report at 12 months appears in red			
52913	KONNI	04/14/1992	Active	10	0	0	0	0.00%	10		7		2	T,M,VP,SC	7	90+ Days		
	Exc Award (06/30/2017)																	
97511	KOTHANALLOOR	06/30/2006	Active	32	1	5	-4	-11.11%	37	6	0		2	T,M,VP,SC	1			
	Exc Award (06/30/2018, 06/30/2021, 06/30/2023)																	
26701	KOTTAYAM	12/23/1961	Active	28	1	0	1	3.70%	27		0			N M	2			
131992	Kottayam Centennial	07/04/2017	Active(1)	10	0	0	0	0.00%	10		20			N T,M,VP,SC	8	90+ Days		
	Exc Award (06/30/2018)																	
108638	KOTTAYAM CENTRAL	06/15/2010	Active	36	10	2	8	28.57%	27	0	2			N S	7			
	Exc Award (06/30/2018, 06/30/2021)																	
58489	KOTTAYAM ELITES	06/19/1996	Active	28	0	3	-3	-9.68%	31	11	0			N T,M,VP,SC	7	90+ Days		
	Exc Award (06/30/2018)																	
119019	KOTTAYAM EMIRATES	03/25/2013	Active	29	4	0	4	16.00%	26		5			N	0		\$5,074.75	
	Exc Award (06/30/2021, 06/30/2023)																	
39106	KOTTAYAM GANDHINAGAR	11/28/1980	Active	31	1	1	0	0.00%	31	18	6			N P,M	8		\$92.69	
	Exc Award (06/30/2018)																	
58341	KOTTAYAM LAKE CITY	05/23/1996	Active(1)	17	0	0	0	0.00%	23		9			R P,M,VP	7			
	Exc Award (06/30/2018)																	
59139	KOTTAYAM MID TOWN	02/19/1997	Active(1)	18	1	2	-1	-5.26%	25	12	3			P,M,VP,SC	7	90+ Days		
45851	KOZHENCHERRY	02/25/1986	Active(1)	14	3	2	1	7.69%	13	12	0			M,VP,SC	6			
104745	KOZHUVANAL	02/13/2009	Active(2)	22	1	0	1	4.76%	21		0			N M,VP	6	90+ Days		
	Exc Award (06/30/2018)																	
77437	KULANADA	09/24/2003	Active(1)	17	1	2	-1	-5.56%	11	1	0			N	2	90+ Days		
	Exc Award (06/30/2018)																	
67696	KUMARAKOM	04/07/2003	Active	23	1	0	1	4.55%	23		4			N SC	2		\$838.57	
	Exc Award (06/30/2023)																	
108405	KUMARANALLOOR	05/21/2010	Active(2)	20	5	0	5	33.33%	15		1		2	T,M,VP,SC	7		\$838.57	
	Exc Award (06/30/2018)																	
67531	KUNNAMTHANAM	03/20/2003	Active	23	2	9	-7	-23.33%	30	11	0			N M,SC	7			



Club Health Assessment for District 318 B through March 2025

			Status	Membership							Reports					Finance		LCIF
Club Number	Club Name	Charter Date		Current Member Count	YTD Members Added	YTD Members Dropped	YTD Net Growth	YTD Net Growth%	Member Count 12 Months Ago	Avg. length of service for dropped members	Months Since Last MMR ***	Yrs. Since Last Officer Report	President Rotation	Vice President Reported ****	Months Since Last Activity Report ***	Account Balance	Donations for current Fiscal Year	
			Number of times on status quo within last two years	If below 15 members appears				If net loss is greater than 20% appears			If no report in 3 months appears in	When more than one year appears in	Number of repeat terms	Notes the officers that do not have an active	If no report at 12 months appears in red			
87798	KUNNAMTHANAM PASSION	04/14/2005	Active	12	0	0	0	0.00%	12		4		9	R	M,SC	7	90+ Days	
117523	KURUMULLOOR	08/06/2012	Active	54	3	3	0	0.00%	54	12	0			N		2		
98774	KUTTANADU	03/15/2007	Active	20	0	0	0	0.00%	20		22		4		P,S,T,M,VP SC	7		
118411	KUTTANADU OVERSEAS	12/06/2012	Active	23	4	2	2	9.52%	21	2	0				P,M,VP,SC	0		\$4,059.80
	Exc Award (06/30/2023)																	
144289	Mammood	12/23/2020	Active(2)	18	0	2	-2	-10.00%	20	4	3		2	N	SC	8	90+ Days	
62155	MANARCADU	06/22/1999	Active	33	0	0	0	0.00%	33		9		3	N	M	1		\$98.67
43954	MANIMALA	05/03/1984	Active	18	0	1	-1	-5.26%	19	37	2			R	P,T,VP,SC	8	90+ Days	
68553	MANIMALA CENTRAL	04/15/2003	Active	20	0	0	0	0.00%	20		11			N	S,T,SC	8	90+ Days	
	Exc Award (06/30/2017)																	
147890	Manjoor	08/23/2021	Active(1)	18	0	2	-2	-10.00%	20	3	4		2	N	VP	2		
132004	Mannanam	07/04/2017	Active	25	6	4	2	8.70%	23	4	0			N	T,SC	3	90+ Days	
	Exc Award (06/30/2018)																	
36779	MANNAR	03/05/1979	Active	29	2	6	-4	-12.12%	33	5	0			N		5		\$1,377.65
	Exc Award (06/30/2017, 06/30/2023, 06/30/20)																	
99800	MANNAR ROYAL	06/28/2007	Active	42	2	0	2	5.00%	41		2			N		2		\$116.61
	Exc Award (06/30/2017, 06/30/2018, 06/30/20)																	
62156	MARANGATTUPALLY	06/22/1999	Active	40	0	1	-1	-2.44%	50	8	0			R	VP	6	90+ Days	
	Exc Award (06/30/2017, 06/30/2018)																	
26709	MAVELIKARA	02/09/1964	Active	40	3	1	2	5.26%	41	28	0			R		5		\$11,169.89
	Exc Award (06/30/2024)																	
52386	MAVELIKKARA GREATER	01/02/1992	Active	34	1	1	0	0.00%	34	2	5		3	N		8		
	Exc Award (06/30/2017)																	
106707	MONIPPALLY	10/02/2009	Active	18	0	0	0	0.00%	18		6			R	M,SC	7		
	Exc Award (06/30/2018)																	
118778	MUNDAKAYAM	02/13/2013	Active	17	0	2	-2	-10.53%	19	9	3		None	R	P,SC	19	90+ Days	
	Exc Award (06/30/2018)																	
149353	Nedumkunnam	12/22/2021	Active(2)	17	0	4	-4	-19.05%	21	2	4			N	M	6	90+ Days	



Club Health Assessment for District 318 B through March 2025

			Status	Membership							Reports					Finance		LCIF
Club Number	Club Name	Charter Date		Current Member Count	YTD Members Added	YTD Members Dropped	YTD Net Growth	YTD Net Growth%	Member Count 12 Months Ago	Avg. length of service for dropped members	Months Since Last MMR ***	Yrs. Since Last Officer Report	President Rotation	Vice President Reported ****	Months Since Last Activity Report ***	Account Balance	Donations for current Fiscal Year	
			Number of times on status quo within last two years	If below 15 members appears				If net loss is greater than 20% appears			If no report in 3 months appears in	When more than one year appears in	Number of repeat terms	Notes the officers that do not have an active	If no report at 12 months red			
117886	NEDUMPROM	09/25/2012	Active	24	2	0	2	9.09%	22		5			N VP	4		\$434.23	
108445	NEENDOOR	05/25/2010	Active	27	0	0	0	0.00%	26		9			N P,S,T,SC	8		\$149.66	
	Exc Award (06/30/2018)																	
62785	PAIKA	02/09/2000	Active(1)	22	2	1	1	4.76%	21	13	6		2	N P,M,VP	8	90+ Days		
78001	PAIKA IMPACT	12/29/2003	Active	15	0	5	-5	-25.00%	20	7	0		2	R P,T,M,SC	6			
	Exc Award (06/30/2018)																	
68559	PALA CENTRAL	04/15/2003	Active	35	0	2	-2	-5.41%	37	13	6			N	19			
108529	PALA METRO	06/02/2010	Active	33	0	1	-1	-2.94%	34	11	3			R VP	7			
	Exc Award (06/30/2018)																	
61252	PALA SPICE VALLEY	11/16/1998	Active	85	0	1	-1	-1.16%	101	9	1		2	M,VP,SC	6	90+ Days		
	Exc Award (06/30/2017, 06/30/2018)																	
125937	Pala Town	10/07/2015	Active	22	3	1	2	10.00%	14	1	0			R T,SC	7		\$838.57	
	Exc Award (06/30/2018)																	
142108	Pala Town Royal	07/09/2020	Active(2)	18	11	11	0	0.00%	18	4	3		2	M,VP,SC	8	90+ Days		
28240	PALAI	03/27/1974	Active	86	0	9	-9	-9.47%	95	19	3			N	19			
	Exc Award (06/30/2018, 06/30/2020)																	
67114	PALLICKATHODU	01/15/2003	Cancelled(8*)	0	0	16	-16	-100.00%	16	14	13		None	P,S,T,M,VP SC	7	90+ Days		
61156	PAMPADY	09/25/1998	Active	28	0	1	-1	-3.45%	29	5	6			N T	7		\$224.40	
26716	PANDALAM	11/03/1969	Active	39	5	0	5	14.71%	36		0			R M,VP	2		\$838.57	
	Exc Award (06/30/2017, 06/30/2018, 06/30/20)																	
150054	Pandalam Kings	02/28/2022	Active	34	9	0	9	36.00%	25		2			N	6		\$475.59	
	Exc Award (06/30/2024)																	
132357	Pandalam Queens	08/28/2017	Active	30	9	7	2	7.14%	28	2	0			VP,SC	3		\$425.28	
	Exc Award (06/30/2018, 06/30/2023, 06/30/20)																	
131352	Pathanamthitta Emirates	06/20/2017	Active(1)	41	9	2	7	20.59%	39	3	0			N	0		\$4,878.67	
	Exc Award (06/30/2022, 06/30/2023)																	
111367	PATHANAMTHITTA ROYAL	07/08/2011	Active(1)	53	11	3	8	17.78%	52	3	3			N S,VP	3		\$299.52	
	Exc Award (06/30/2017)																	



Club Health Assessment for District 318 B through March 2025

			Status	Membership							Reports					Finance		LCIF
Club Number	Club Name	Charter Date		Current Member Count	YTD Members Added	YTD Members Dropped	YTD Net Growth	YTD Net Growth%	Member Count 12 Months Ago	Avg. length of service for dropped members	Months Since Last MMR ***	Yrs. Since Last Officer Report	President Rotation	Vice President Reported ****	Months Since Last Activity Report ***	Account Balance	Donations for current Fiscal Year	
			Number of times on status quo within last two years	If below 15 members appears				If net loss is greater than 20% appears			If no report in 3 months appears in	When more than one year appears in	Number of repeat terms	Notes the officers that do not have an active	If no report at 12 months appears in red			
132005	Pravithanam	07/04/2017	Active	17	0	0	0	0.00%	19		9		2	R	1			
	Exc Award (06/30/2018)																	
88815	PUTHUPALLY	06/29/2005	Active	18	3	1	2	12.50%	16	6	0			N M	6			
	Exc Award (06/30/2018)																	
132137	Ramankary	07/04/2017	Active	15	0	0	0	0.00%	15		33			P,S,T,M,VP SC	1	90+ Days		
	Exc Award (06/30/2018)																	
59440	RAMAPURAM	04/25/1997	Active	42	3	2	1	2.44%	40	4	4			N T,M,VP,SC	7		\$1,677.14	
	Exc Award (06/30/2018)																	
143521	Ramapuram Temple Town	11/04/2020	Active	17	0	0	0	0.00%	21		9			N	7	90+ Days		
63592	RANNI CENTRAL	09/25/2000	Active	22	5	2	3	15.79%	19	8	0			R SC	2	90+ Days		
39381	RANNY	01/26/1981	Active	34	1	0	1	3.03%	33		0			N T,M	7			
	Exc Award (06/30/2018)																	
120603	Seethathodu Holy Valley	10/29/2013	Active	23	0	0	0	0.00%	20		3			N P,S,M,SC	7	90+ Days		
	Exc Award (06/30/2018)																	
61193	THADIYOOR	10/19/1998	Active(2)	19	1	1	0	0.00%	19	10	0			N S	17	90+ Days		
	Exc Award (06/30/2017)																	
110875	THALAVADY	04/19/2011	Active	18	2	1	1	5.88%	14	1	0			T,M,VP,SC	1			
	Exc Award (06/30/2018)																	
131192	Thelliyoor Centennial	06/13/2017	Active(1)	13	2	7	-5	-27.78%	18	11	5			P,M,VP,SC	2	90+ Days	\$41.86	
144272	Thiruvalla Angels	12/22/2020	Cancelled(8*)	0	1	18	-17	-100.00%	23	3	6		None	P,S,T,M,VP SC	2	90+ Days		
107343	THIRUVALLA DESERT JEWEL	02/23/2010	Active(1)	28	8	6	2	7.69%	24	6	1		2	M,VP,SC	24+	90+ Days		
	Exc Award (06/30/2018)																	
128345	Thiruvalla Town	08/24/2016	Active(2)	22	18	6	12	120.00%	10	7	3		2	N M,SC	24+	90+ Days	\$50.00	
132169	Thiruvanchoor	07/28/2017	Active	21	1	0	1	5.00%	22		5			N P	8			
67079	THOTTAKAD	01/08/2003	Active	19	0	0	0	0.00%	19		7		2	R T,VP,SC	7	90+ Days		
26733	TIRUVALLA	12/08/1963	Active	93	2	0	2	2.20%	78		8			R T,M,VP	6		\$4,483.75	
	Exc Award (06/30/2023)																	
135056	Travancore Emirates	06/13/2018	Active(1)	25	2	0	2	8.70%	40		7			N M,SC	19	90+ Days	\$11,224.79	



Club Health Assessment for District 318 B through March 2025

			Status	Membership							Reports					Finance		LCIF
Club Number	Club Name	Charter Date		Current Member Count	YTD Members Added	YTD Members Dropped	YTD Net Growth	YTD Net Growth%	Member Count 12 Months Ago	Avg. length of service for dropped members	Months Since Last MMR ***	Yrs. Since Last Officer Report	President Rotation	Vice President Reported ****	Months Since Last Activity Report ***	Account Balance	Donations for current Fiscal Year	
			Number of times on status quo within last two years	If below 15 members appears				If net loss is greater than 20% appears			If no report in 3 months appears in	When more than one year appears in	Number of repeat terms	Notes the officers that do not have an active	If no report at 12 months appears in red			
Exc Award (06/30/2020, 06/30/2021, 06/30/2022)																		
139114	Travancore Oman	08/20/2019	Active	39	6	2	4	11.43%	34	1	5			N	2		\$3,975.00	
Exc Award (06/30/2022, 06/30/2023, 06/30/2024)																		
100934	UZHAVOR CITY	01/03/2008	Active	19	3	0	3	18.75%	16		3		2	S,T,VP,SC	3			
Exc Award (06/30/2017, 06/30/2018)																		
36537	VAIKOM	01/15/1979	Active(1)	19	1	0	1	5.56%	18		0			N	M,VP,SC	1		
Exc Award (06/30/2017, 06/30/2018)																		
66888	VAZHOOR	11/22/2002	Active(1)	9	0	3	-3	-25.00%	12	13	0			N	P,S,T,SC	8	90+ Days	
Exc Award (06/30/2017)																		
143818	Vechoor	12/18/2020	Active	29	3	0	3	11.54%	29		0			N	T,M,VP,SC	7		
147547	Veliyanad	07/26/2021	Active	20	0	0	0	0.00%	45		3			N	M,SC	0	90+ Days	
140608	Venmoney	01/13/2020	Active	22	4	0	4	22.22%	18		6		6	N	SC	6		

Clubs Cancelled Previous Fiscal Year – Clubs Cancelled within last 12 months may be reinstated

Club Number	Club Name	Charter Date	Current Status*	Cancellation Date
105963	ADOOR ARISTO	06/23/2009	Cancelled(8*)	12/29/2023
144147	Adoor Chaithanya	12/18/2020	Cancelled(8*)	12/29/2023
112056	KOOROPPADA	08/16/2011	Cancelled(8*)	01/29/2024
144364	Kottayam Emirates Pretty Petals	12/31/2020	Cancelled(8*)	12/29/2023
110873	MUTTAR	04/19/2011	Cancelled(8*)	12/29/2023
29338	PONKUNNAM	05/08/1974	Cancelled(8*)	12/29/2023

Current Total Clubs Count	YTD New Clubs Count	YTD Cancelled Clubs Count	YTD Net Club Gain	Current Total Members Count	YTD Add	YTD Drop	YTD Net Growth	YTD Net Growth %	Member Count 12 Months Ago	Average Member Count Per Club	% of Clubs with less than 20 members	% No MMR in 3 Months	% No Officer Report in 12 Months	% of Clubs with balance 90+ days	Number of Clubs in Status Quo	% Status Quo Clubs in Financial Suspension	Number of Cancelled Clubs	Average Cancelled Club Age	Members Lost Due to Cancellation	% of Clubs Cancelled for Non-Financial Reasons
125	8	4	4	3,662	475	255	220	6.39%	3,570	29	28%	54%	2%	37%	0	0%	4	33	65	-150%



Club Health Assessment for District 318 B through March 2025

			Status	Membership							Reports					Finance	LCIF
Club Number	Club Name	Charter Date		Current Member Count	YTD Members Added	YTD Members Dropped	YTD Net Growth	YTD Net Growth%	Member Count 12 Months Ago	Avg. length of service for dropped members	Months Since Last MMR ***	Yrs. Since Last Officer Report	President Rotation	Vice President Reported ****	Months Since Last Activity Report ***	Account Balance	Donations for current Fiscal Year
			Number of times on status quo within last two years	If below 15 members appears				If net loss is greater than 20% appears			If no report in 3 months appears in	When more than one year appears in	Number of repeat terms	Notes the officers that do not have an active	If no report at 12 months appears in red		

* - P - Priority Club. Cancellation Reasons: 1-Objectives/conduct, 2-Non-active club, 5-Non-existing club, 6-Disbanding, 7-Merger, 8-Financial Suspension, 9-District/Multiple District Dues.
** - Abbreviation: P-President, S-Secretary, T-Treasurer, M-Member Chairperson, VP-First Vice President, MC-Communications Chairperson, SC-Service Chairperson
*** - Abbreviation: N/R - Never reported using the Lions Clubs website, N/A - Not applicable, No password registered for the Lions Clubs website.
**** - Abbreviation: N - New, IP - Immediate Past, R - Repeat.



Club Health Assessment for District 318 C through March 2025

			Status	Membership							Reports					Finance		LCIF
Club Number	Club Name	Charter Date		Current Member Count	YTD Members Added	YTD Members Dropped	YTD Net Growth	YTD Net Growth%	Member Count 12 Months Ago	Avg. length of service for dropped members	Months Since Last MMR ***	Yrs. Since Last Officer Report	President Rotation	Vice President Reported ****	Months Since Last Activity Report ***	Account Balance	Donations for current Fiscal Year	
			Number of times on status quo within last two years	If below 15 members appears				If net loss is greater than 20% appears			If no report in 3 months appears in	When more than one year appears in	Number of repeat terms	Notes the officers that do not have an active	If no report at 12 months appears in red			
Clubs less than two years old																		
155515	Cochin Hill Palace	08/28/2023	Cancelled(8*)	0	0	22	-22	-100.00%	24	1	9		None	P,S,T,M,VP SC	7	90+ Days	\$119.80	
171396	Cochin Malabar	04/30/2024	Active	28	0	0	0	0.00%	0		2		None	P,T,M,VP,SC	7	90+ Days		
171824	Cochin Marine Drive	05/28/2024	Active	38	4	7	-3	-7.32%	0	0	2			M,VP,SC	8	90+ Days		
179459	Edappally	02/24/2025	Newly Chartered	20	20	0	20	100.00%	0		1			M,VP,SC	N/R			
155495	Erattayar	09/27/2023	Active	20	0	0	0	0.00%	20		18		2	M,VP,SC	7	90+ Days		
156994	Kalady Aircity	12/29/2023	Active	33	0	0	0	0.00%	36		9		2	N	7	90+ Days		
179194	Kalloorkad	12/05/2024	Active	24	24	0	24	100.00%	0		2			M,VP,SC	N/A	90+ Days		
155077	Kanjikuzhi	07/11/2023	Active	37	2	0	2	5.71%	35		6		R	M,SC	8	90+ Days		
181412	Karayamparambu Royal	03/25/2025	Newly Chartered	29	29	0	29	100.00%	0		0			M,VP,SC	N/A			
153954	Kochi Infopark	05/31/2023	Active	20	1	2	-1	-4.76%	22	2	3		3	N	8	90+ Days		
173797	Kochi Uptown	09/30/2024	Active	19	21	2	19	100.00%	0	0	1			M,VP,SC	5	90+ Days		
175810	Kochi Virtual	08/09/2024	Active	20	20	0	20	100.00%	0		7			M,VP,SC	5	90+ Days		
156893	Kudayathoor	12/29/2023	Active	20	0	5	-5	-20.00%	25	1	0		2	N	0	90+ Days		
157434	Marayoor Merchants	04/22/2024	Active	20	0	0	0	0.00%	0		11		2	M,VP,SC	5			
174646	Nedumkandam Town	08/07/2024	Active	20	20	0	20	100.00%	0		6			M,VP,SC	0			
156202	Paingottoor	09/30/2023	Active	32	2	0	2	6.67%	30		2		2	M,VP,SC	3	90+ Days		
181369	Thankamany	03/27/2025	Newly Chartered	21	21	0	21	100.00%	0		0			M,VP,SC	N/R			
156336	Thanneermukkom	10/05/2023	Cancelled(8*)	0	0	20	-20	-100.00%	20	1	17	1	None	P,S,T,M,VP SC	N/R	90+ Days		
157027	Thodupuzha Central	12/30/2023	Cancelled(8*)	0	0	20	-20	-100.00%	20	1	15	1	None	P,S,T,M,VP SC	6	90+ Days		
179646	Thodupuzha Golden	11/21/2024	Active	34	34	0	34	100.00%	0		2			N	0	90+ Days		
177659	Thokkupara	08/27/2024	Cancelled(8*)	0	31	31	0	0.00%	0	0	0		None	P,S,T,M,VP SC	2	90+ Days		
157983	Upputhara	05/06/2024	Active	22	0	0	0	0.00%	0		8		None	P,S,T,M,VP SC	5	90+ Days		
157064	Vandamattom	01/18/2024	Active	24	2	0	2	9.09%	22		5		2	M,VP,SC	0	90+ Days		



Club Health Assessment for District 318 C through March 2025

			Status	Membership							Reports					Finance		LCIF
Club Number	Club Name	Charter Date		Current Member Count	YTD Members Added	YTD Members Dropped	YTD Net Growth	YTD Net Growth%	Member Count 12 Months Ago	Avg. length of service for dropped members	Months Since Last MMR ***	Yrs. Since Last Officer Report	President Rotation	Vice President Reported ****	Months Since Last Activity Report ***	Account Balance	Donations for current Fiscal Year	
			Number of times on status quo within last two years	If below 15 members appears				If net loss is greater than 20% appears			If no report in 3 months appears in	When more than one year appears in	Number of repeat terms	Notes the officers that do not have an active	If no report at 12 months appears in red			
156223	Vannappuram Diamonds	09/30/2023	Active	24	5	6	-1	-4.00%	25	1	0			N	SC	0	90+ Days	
Clubs more than two years old																		
66824	ADIMALY	11/13/2002	Active	27	5	0	5	22.73%	22		6			N	P	8	90+ Days	\$838.57
Exc Award (06/30/2024)																		
153910	Alakode Town	03/29/2023	Cancelled(8*)	0	0	25	-25	-100.00%	25	2	3	1	None		P,S,T,M,VP SC	7	90+ Days	
139269	Alappuzha Central	07/22/2019	Active	28	2	0	2	7.69%	27		5			N		7	90+ Days	\$20.00
Exc Award (06/30/2020, 06/30/2022)																		
137339	Alappuzha Non-Resident Indians	03/17/2019	Active(2)	7	0	0	0	0.00%	7		16	1	None		P,S,T,M,VP SC	24+	90+ Days	
26681	ALLEPPEY	10/10/1961	Active	49	8	3	5	11.36%	48	6	0				M,VP,SC	7	90+ Days	
Exc Award (06/30/2017, 06/30/2021)																		
52482	ALLEPPEY GREATER	02/05/1992	Active(1)	37	0	0	0	0.00%	37		19	1	None		P,S,T,M,VP SC	2	90+ Days	
Exc Award (06/30/2016, 06/30/2019, 06/30/2020)																		
149257	Alleppey Queens	12/24/2021	Active	18	0	0	0	0.00%	18		7				P,M,VP,SC	7	90+ Days	
120187	Alleppey South	08/21/2013	Active	49	10	4	6	13.95%	37	5	2			N	M,VP,SC	0	90+ Days	
Exc Award (06/30/2020, 06/30/2022, 06/30/2023)																		
52172	ALUVA DESOM	11/15/1991	Active	22	3	5	-2	-8.33%	24	7	4			N		0	90+ Days	
Exc Award (06/30/2020, 06/30/2022, 06/30/2023)																		
135487	Aluva Metro	07/09/2018	Active	14	3	0	3	27.27%	11		5				T,M,VP,SC	5	90+ Days	\$419.29
105216	ALUVA TOWN	04/17/2009	Active	17	0	0	0	0.00%	17		1			N	T	1		
Exc Award (06/30/2020)																		
26682	ALWAYE	03/07/1963	Active	33	0	1	-1	-2.94%	34	11	0		2	N	M,SC	6		
Exc Award (06/30/2020)																		
29721	ALWAYE WEST	07/26/1974	Active	40	3	1	2	5.26%	43	5	0			N	T,SC	0		
Exc Award (06/30/2016, 06/30/2019, 06/30/2020)																		
56794	AMBALAPUZHA	04/10/1995	Active	40	6	0	6	17.65%	34		1			N	VP	0		\$400.00
Exc Award (06/30/2017, 06/30/2020)																		
105666	ANAKKARA	06/03/2009	Active	43	2	0	2	4.88%	43		8			R	P,T,M,SC	7		\$2,216.24
Exc Award (06/30/2020, 06/30/2022, 06/30/2023)																		



Club Health Assessment for District 318 C through March 2025

			Status	Membership							Reports					Finance	LCIF
Club Number	Club Name	Charter Date		Current Member Count	YTD Members Added	YTD Members Dropped	YTD Net Growth	YTD Net Growth%	Member Count 12 Months Ago	Avg. length of service for dropped members	Months Since Last MMR ***	Yrs. Since Last Officer Report	President Rotation	Vice President Reported ****	Months Since Last Activity Report ***	Account Balance	Donations for current Fiscal Year
			Number of times on status quo within last two years	If below 15 members appears				If net loss is greater than 20% appears			If no report in 3 months appears in	When more than one year appears in	Number of repeat terms	Notes the officers that do not have an active	If no report at 12 months appears in red		
26683	ANGAMALY	01/24/1972	Active	97	1	2	-1	-1.02%	98	3	1			T,M,VP,SC	0		\$838.57
	Exc Award (06/30/2019, 06/30/2020, 06/30/2021)																
149477	Angamaly Aircity	01/24/2022	Active	33	0	1	-1	-2.94%	37	3	0			N	0		\$628.93
	Exc Award (06/30/2023, 06/30/2024)																
149087	Aroor	11/29/2021	Cancelled(8*)	0	0	24	-24	-100.00%	24	3	3	1	None	P,S,T,M,VP SC	7	90+ Days	
148958	Avoly	12/02/2021	Active	25	0	0	0	0.00%	25		5			N	8	90+ Days	
	Exc Award (06/30/2023)																
142862	Bison Valley	09/07/2020	Active	19	2	0	2	11.76%	18		3			N	6	90+ Days	\$119.80
123961	Chelad	01/13/2015	Active	15	0	0	0	0.00%	15		5			M,VP,SC	7	90+ Days	
147916	Cherthala Coir Land	10/21/2021	Active	43	12	2	10	30.30%	33	3	2			M,VP,SC	4	90+ Days	
	Exc Award (06/30/2023)																
154076	Chettukuzhi	03/29/2023	Active	35	5	0	5	16.67%	30		7			N	7	90+ Days	\$838.57
	Exc Award (06/30/2024)																
47538	CHOTTANIKARA	06/23/1987	Active	22	1	0	1	4.76%	21		6			N	7	90+ Days	
	Exc Award (06/30/2023)																
26690	COCHIN	02/07/1960	Active	41	3	8	-5	-10.87%	46	16	1			N	0		\$838.57
	Exc Award (06/30/2019, 06/30/2023)																
103636	COCHIN HI TECH CITY	09/11/2008	Active(1)	14	0	0	0	0.00%	19		6		2	P,T,M,VP,SC	18		\$838.57
56719	COCHIN CENTRAL	03/24/1995	Active	28	3	0	3	12.00%	25		1			N	0		
	Exc Award (06/30/2020, 06/30/2023, 06/30/2024)																
26691	COCHIN EAST	09/25/1969	Active(2)	59	3	4	-1	-1.67%	67	18	3		2	R	7		
	Exc Award (06/30/2018, 06/30/2020)																
61688	COCHIN ELITES	03/26/1999	Active	25	0	4	-4	-13.79%	29	10	0			M,VP,SC	1		
	Exc Award (06/30/2021, 06/30/2022, 06/30/2023)																
150962	Cochin Empire	06/02/2022	Active	41	1	2	-1	-2.38%	48	4	1			N	1		\$838.57
	Exc Award (06/30/2023)																
109367	COCHIN GATEWAY	09/28/2010	Active	36	4	4	0	0.00%	34	8	0			N	0		
	Exc Award (06/30/2019, 06/30/2023, 06/30/2024)																



Club Health Assessment for District 318 C through March 2025

			Status	Membership							Reports					Finance		LCIF
Club Number	Club Name	Charter Date		Current Member Count	YTD Members Added	YTD Members Dropped	YTD Net Growth	YTD Net Growth%	Member Count 12 Months Ago	Avg. length of service for dropped members	Months Since Last MMR ***	Yrs. Since Last Officer Report	President Rotation	Vice President Reported ****	Months Since Last Activity Report ***	Account Balance	Donations for current Fiscal Year	
			Number of times on status quo within last two years	If below 15 members appears				If net loss is greater than 20% appears			If no report in 3 months appears in	When more than one year appears in	Number of repeat terms	Notes the officers that do not have an active	If no report at 12 months appears in red			
39492	COCHIN GREATER Exc Award (06/30/2020)	02/10/1981	Active	31	0	1	-1	-3.13%	33	31	4			M,VP,SC	8		\$838.57	
68828	COCHIN IMPACT Exc Award (06/30/2019, 06/30/2020)	05/22/2003	Active	26	8	2	6	30.00%	20	4	0			M,VP,SC	0			
84909	COCHIN METRO CITY	02/24/2005	Active	28	9	2	7	33.33%	25	3	3			P,VP,SC	5	90+ Days	\$838.57	
64631	COCHIN MIDTOWN	08/16/2001	Active	27	8	0	8	42.11%	20		3			T,M,VP,SC	7	90+ Days	\$4,650.17	
152899	Cochin Overseas	10/28/2022	Active	30	2	3	-1	-3.23%	31	2	7		3	M,VP,SC	7			
62525	COCHIN PALACE CITY	11/23/1999	Active	30	0	0	0	0.00%	33		9			VP,SC	6	90+ Days		
102490	COCHIN PRIDE Exc Award (06/30/2019, 06/30/2023)	06/20/2008	Active	39	5	5	0	0.00%	39	4	1			T,M,VP,SC	6		\$838.57	
57099	COCHIN QUEEN CITY Exc Award (06/30/2017, 06/30/2020, 06/30/2023)	06/21/1995	Active	38	2	1	1	2.70%	38	9	2			M,VP,SC	0	90+ Days	\$838.57	
64220	COCHIN RENAISSANCE Exc Award (06/30/2020)	04/30/2001	Active	26	0	0	0	0.00%	26		7			M,VP,SC	8			
87796	COCHIN SMART CITY Exc Award (06/30/2019, 06/30/2021, 06/30/2023)	04/14/2005	Active	37	4	0	4	12.12%	33		7			N SC	5		\$2,515.71	
26692	COCHIN SOUTH Exc Award (06/30/2018, 06/30/2019, 06/30/2020)	02/20/1973	Active	77	6	3	3	4.05%	80	9	3			N P,T,M,SC	7	90+ Days	\$838.57	
153482	Cochin Young Stars	03/24/2023	Active(1)	21	21	21	0	0.00%	21	3	2		2	M,VP,SC	7	90+ Days		
143584	Edathala Exc Award (06/30/2023)	12/01/2020	Active	20	3	0	3	17.65%	17		7			N	3	90+ Days		
61675	ELANJI Exc Award (06/30/2022, 06/30/2023)	03/23/1999	Active	40	0	3	-3	-6.98%	44	5	5			N M,SC	0		\$239.59	
139756	Enanalloor Exc Award (06/30/2021)	09/18/2019	Active	35	7	0	7	25.00%	26		6			N SC	7	90+ Days	\$958.38	
31062	ERNAKULAM	06/30/1975	Active	35	12	1	11	45.83%	25	47	0		None	N P,SC	8	90+ Days		
148966	Ernakulam Karuthal Ladies	11/15/2021	Cancelled(8*)	0	0	20	-20	-100.00%	20	3	3	1	None	P,S,T,M,VP SC	5	90+ Days		
102907	EROOR	06/28/2008	Active(1)	19	2	0	2	11.76%	23		7			N P,T,M,VP	7	90+ Days		




Club Health Assessment for District 318 C through March 2025

			Status	Membership						Reports					Finance		LCIF
Club Number	Club Name	Charter Date		Current Member Count	YTD Members Added	YTD Members Dropped	YTD Net Growth	YTD Net Growth%	Member Count 12 Months Ago	Avg. length of service for dropped members	Months Since Last MMR ***	Yrs. Since Last Officer Report	President Rotation	Vice President Reported ****	Months Since Last Activity Report ***	Account Balance	Donations for current Fiscal Year
			Number of times on status quo within last two years	If below 15 members appears					If net loss is greater than 20% appears		If no report in 3 months appears in	When more than one year appears in	Number of repeat terms	Notes the officers that do not have an active	If no report at 12 months appears in red		
117709	IDUKKI	08/24/2012	Active	40	1	0	1	2.56%	39		7			N	0		\$838.57
Exc Award (06/30/2023, 06/30/2024)																	
98552	KAKKANAD	02/13/2007	Active	11	0	0	0	0.00%	11		11		None	P,S,T,M,VP SC	7	90+ Days	
104491	KALADY	01/22/2009	Active	45	5	1	4	9.76%	41	16	2			N	7	90+ Days	\$1,918.29
Exc Award (06/30/2021, 06/30/2023, 06/30/2024)																	
43567	KALAMASSERY	02/01/1984	Active(1)	18	0	0	0	0.00%	18		0			R	6	90+ Days	
104003	KANJOOR	11/20/2008	Active	18	1	5	-4	-18.18%	22	6	2				M,VP,SC	1	90+ Days
104331	KARAYAMPARAMBU	01/08/2009	Active	41	1	0	1	2.50%	42		3			N	2		
Exc Award (06/30/2023)																	
130618	Karimannoor	04/05/2017	Active	37	4	1	3	8.82%	33	7	3			N	M	3	90+ Days
Exc Award (06/30/2021, 06/30/2023)																	
152248	Karimannoor Royal	08/29/2022	Active(2)	25	7	8	-1	-3.85%	26	2	4				M,VP,SC	0	90+ Days
Exc Award (06/30/2024)																	
68620	KARIMKUNNAM	04/15/2003	Active	34	3	3	0	0.00%	32	19	4				T,M,VP,SC	7	
148119	Karimughal	09/07/2021	Active	27	0	2	-2	-6.90%	25	2	4				T,M,VP,SC	8	90+ Days
Exc Award (06/30/2024)																	\$239.59
63704	KARUKUTTY	11/20/2000	Active	73	13	0	13	21.67%	62		1			N	T	0	\$838.57
Exc Award (06/30/2023)																	
39658	KATTAPPANA	03/23/1981	Active	88	8	0	8	10.00%	82		1				P,T,M,VP,SC	1	\$3,108.70
Exc Award (06/30/2019, 06/30/2020, 06/30/2024)																	
99418	KATTAPPANA CARDAMOM VALLEY	05/18/2007	Active	36	1	0	1	2.86%	35		3			N		2	\$8,888.87
Exc Award (06/30/2020, 06/30/2023)																	
99417	KATTAPPANA ELITES	05/18/2007	Active	19	0	0	0	0.00%	19		8				M,VP,SC	7	90+ Days
138293	Kattappana Green City	06/10/2019	Active	21	6	0	6	40.00%	15		7		2		T,M,VP,SC	7	90+ Days
107342	KATTAPPANA TOWN	02/01/2010	Active	26	0	2	-2	-7.14%	27	3	3			N	T,VP	7	90+ Days
Exc Award (06/30/2023)																	
107769	KIZHAKKAMBALAM	03/09/2010	Active	17	0	0	0	0.00%	23		1		2		M,VP,SC	7	90+ Days
Exc Award (06/30/2020)																	



Club Health Assessment for District 318 C through March 2025

			Status	Membership						Reports					Finance		LCIF	
Club Number	Club Name	Charter Date		Current Member Count	YTD Members Added	YTD Members Dropped	YTD Net Growth	YTD Net Growth%	Member Count 12 Months Ago	Avg. length of service for dropped members	Months Since Last MMR ***	Yrs. Since Last Officer Report	President Rotation	Vice President Reported ****	Months Since Last Activity Report ***	Account Balance	Donations for current Fiscal Year	
			Number of times on status quo within last two years	If below 15 members appears				If net loss is greater than 20% appears			If no report in 3 months appears in	When more than one year appears in	Number of repeat terms	Notes the officers that do not have an active	If no report at 12 months red			
65478	KOCHI AIRPORT	06/13/2002	Active	65	0	0	0	0.00%	67		6			N	4	90+ Days	\$838.57	
	Exc Award (06/30/2017, 06/30/2019, 06/30/2022)																	
152264	Kochi Mariners	08/30/2022	Active	11	4	4	0	0.00%	22	2	3			M,VP,SC	7	90+ Days		
149066	Kochi Media Person	11/24/2021	Cancelled(8*)	0	0	18	-18	-100.00%	19	2	3		None	P,S,T,M,VP SC	8	90+ Days		
150756	Kochi Muscat NRIs	06/20/2022	Status Quo	30	0	0	0	0.00%	30		29	2	None	P,S,T,M,VP SC	24+			
26700	KOLENCHERRY	02/23/1972	Active	84	6	2	4	5.00%	86	6	0			R	2		\$1,677.14	
	Exc Award (06/30/2018, 06/30/2019, 06/30/2022)																	
67109	KOONAMMAVU	01/15/2003	Active	48	2	0	2	4.35%	46		0			T,M,VP,SC	2		\$1,491.46	
	Exc Award (06/30/2019, 06/30/2020, 06/30/2022)																	
29333	KOOTHATTUKULAM	05/08/1974	Active	111	16	4	12	12.12%	101	10	5		3	N	M	1	90+ Days	\$1,138.55
	Exc Award (06/30/2019, 06/30/2020, 06/30/2022)																	
29334	KOTHAMANGALAM	05/03/1974	Active	95	1	7	-6	-5.94%	96	29	4			VP,SC	0		\$838.57	
	Exc Award (06/30/2019, 06/30/2024)																	
138652	Kothamangalam East	06/19/2019	Active	34	8	0	8	30.77%	26		0			T,M,VP,SC	0			
110654	KOTHAMANGALAM GREATER	03/24/2011	Active	59	3	0	3	5.36%	57		0		N	T,M,SC	1			
	Exc Award (06/30/2019, 06/30/2020, 06/30/2022)																	
126630	Kothamangalam Town	02/29/2016	Active	31	0	0	0	0.00%	29		8			N	M,SC	0	90+ Days	
	Exc Award (06/30/2020, 06/30/2021)																	
121192	Kottappady	01/22/2014	Active	15	0	3	-3	-16.67%	18	9	0			M,VP,SC	5			
154100	Kunchithanny	03/31/2023	Active	31	2	1	1	3.33%	30	1	6			M,VP,SC	6	90+ Days		
152284	Kuruvilacity	08/31/2022	Active	26	6	2	4	18.18%	22	2	5			M,VP,SC	8	90+ Days		
145697	Malayattoor Hill Valley	04/07/2021	Active	27	2	0	2	8.00%	25		0			N	4			
	Exc Award (06/30/2024)																	
103562	MANJAPRA	09/08/2008	Active(1)	41	0	0	0	0.00%	41		1			M,VP,SC	0	90+ Days	\$554.66	
	Exc Award (06/30/2020, 06/30/2023)																	
150370	Maradu	04/08/2022	Active	27	2	1	1	3.85%	23	2	2			R	T,SC	0	\$101.83	
	Exc Award (06/30/2023, 06/30/2024)																	
150990	Mattancherry Heritage	06/20/2022	Active	21	2	3	-1	-4.55%	22	2	0			P,M,VP,SC	5			




Club Health Assessment for District 318 C through March 2025

			Status	Membership							Reports					Finance		LCIF
Club Number	Club Name	Charter Date		Current Member Count	YTD Members Added	YTD Members Dropped	YTD Net Growth	YTD Net Growth%	Member Count 12 Months Ago	Avg. length of service for dropped members	Months Since Last MMR ***	Yrs. Since Last Officer Report	President Rotation	Vice President Reported ****	Months Since Last Activity Report ***	Account Balance	Donations for current Fiscal Year	
			Number of times on status quo within last two years	If below 15 members appears					If net loss is greater than 20% appears		If no report in 3 months appears in	When more than one year appears in	Number of repeat terms	Notes the officers that do not have an active	If no report at 12 months appears in red			
149245	Mekkad	05/09/2022	Active	21	11	0	11	110.00%	14		1			N	0			
67553	MOOKKANNUR	03/20/2003	Active	35	0	0	0	0.00%	37		5			N	8			
Exc Award (06/30/2019, 06/30/2020, 06/30/2021)																		
102906	MOOTHAKUNNAM	06/28/2008	Active	38	0	0	0	0.00%	41		8			N	4	90+ Days		
Exc Award (06/30/2019, 06/30/2021, 06/30/2022)																		
148055	Muhamma	09/09/2021	Active	60	7	4	3	5.26%	60	3	0			N	1	90+ Days		
Exc Award (06/30/2023)																		
144509	Mulanthuruthy Central	01/04/2021	Active	46	12	4	8	21.05%	39	6	0			N	7		\$100.63	
Exc Award (06/30/2022, 06/30/2023, 06/30/2024)																		
40079	MUNNAR	06/19/1981	Active	23	6	0	6	35.29%	17		8				0		\$3,354.28	
135757	Munnar Gateway	07/22/2018	Active	22	10	0	10	83.33%	12		5				5	90+ Days	\$1,677.14	
106467	MURIKASSERY	08/31/2009	Active	31	3	3	0	0.00%	31	5	8			R	6	90+ Days	\$239.59	
Exc Award (06/30/2019)																		
132503	Muthalakodam	08/28/2017	Active	27	0	0	0	0.00%	27		8				0			
Exc Award (06/30/2023)																		
104201	MUTTOM	12/22/2008	Active	20	0	0	0	0.00%	21		4				0			
29336	MUVATTUPUZZHA	05/08/1974	Active	130	0	0	0	0.00%	130		9				5			
Exc Award (06/30/2019, 06/30/2023)																		
118510	MUVATTUPUZZHA GLOBAL VILLAGE	12/26/2012	Active	26	2	6	-4	-13.33%	30	3	0			N	5		\$539.09	
Exc Award (06/30/2020, 06/30/2023)																		
51321	NARAKKAL	02/13/1991	Active	28	0	0	0	0.00%	27		9			R	8			
Exc Award (06/30/2020)																		
106873	NEDUMBASSERY GREATER	11/11/2009	Active	34	0	0	0	0.00%	37		0			N	2			
Exc Award (06/30/2017, 06/30/2023, 06/30/2024)																		
99644	NEDUMKANDAM GREATER	06/14/2007	Active	28	0	0	0	0.00%	28		0			N	7	90+ Days		
Exc Award (06/30/2019, 06/30/2023, 06/30/2024)																		
63707	NEDUMKANDOM	11/20/2000	Active	31	1	0	1	3.33%	30		6			R	7	90+ Days		
Exc Award (06/30/2019)																		



Club Health Assessment for District 318 C through March 2025

			Status	Membership							Reports					Finance		LCIF
Club Number	Club Name	Charter Date		Current Member Count	YTD Members Added	YTD Members Dropped	YTD Net Growth	YTD Net Growth%	Member Count 12 Months Ago	Avg. length of service for dropped members	Months Since Last MMR ***	Yrs. Since Last Officer Report	President Rotation	Vice President Reported ****	Months Since Last Activity Report ***	Account Balance	Donations for current Fiscal Year	
			Number of times on status quo within last two years	If below 15 members appears				If net loss is greater than 20% appears			If no report in 3 months appears in	When more than one year appears in	Number of repeat terms	Notes the officers that do not have an active	If no report at 12 months appears in red			
153953	Okkal Periyar	03/31/2023	Active	25	0	0	0	0.00%	25		11		3	M,VP,SC	6	90+ Days		
118786	PALLIKKARA	02/14/2013	Active	22	3	1	2	10.00%	20	12	4		N	T,SC	5	90+ Days		
	Exc Award (06/30/2020)																	
134244	Pampakuda	03/28/2018	Active	24	8	0	8	50.00%	16		5		2	R	T,M,SC	5		90+ Days
	Exc Award (06/30/2020)																	
54682	PARAVOOR NORTH	06/28/1993	Active	54	15	0	15	38.46%	41		1			N	T,M	0	90+ Days	\$1,677.15
	Exc Award (06/30/2023)																	
138593	Paravur Royal Muziris	06/17/2019	Active	29	3	0	3	11.54%	28		0			N		0	90+ Days	
	Exc Award (06/30/2020, 06/30/2021, 06/30/2022)																	
29331	PARAVUR TOWN	05/08/1974	Active	47	5	0	5	11.90%	46		0				S,T,M,VP,SC	13		
	Exc Award (06/30/2021)																	
142107	Pazhanganad	08/06/2020	Active	21	4	4	0	0.00%	21	4	0		2		M,VP,SC	5	90+ Days	
	Exc Award (06/30/2023)																	
67092	PERIYAR THEKKADY	01/08/2003	Active	32	5	0	5	18.52%	26		5		2		M,VP,SC	5	90+ Days	
	Exc Award (06/30/2019)																	
26721	PERUMBAVOOR	05/07/1970	Active	143	0	3	-3	-2.05%	144	5	5			N	T,VP	0	\$838.58	
	Exc Award (06/30/2019, 06/30/2020, 06/30/2021)																	
102905	PIRAVOM	06/28/2008	Active	20	4	0	4	25.00%	16		6				S,T,M,VP,SC	3	90+ Days	
	Exc Award (06/30/2018, 06/30/2023)																	
135467	Poopara	07/22/2018	Active	27	0	2	-2	-6.90%	29	5	5				M,VP,SC	5	\$838.57	
139277	Pukkattupady	07/23/2019	Active	29	3	0	3	11.54%	33		1			R		0	90+ Days	
	Exc Award (06/30/2020, 06/30/2022, 06/30/2023)																	
97154	PUNNAPRA	05/18/2006	Active	34	0	6	-6	-15.00%	40	6	1			N	M,SC	0		
	Exc Award (06/30/2016, 06/30/2020, 06/30/2021)																	
121365	Puthencruz	02/12/2014	Active	27	5	0	5	22.73%	20		0				M,VP,SC	19	90+ Days	
	Exc Award (06/30/2015, 06/30/2023)																	
126122	Puthenvelikara	12/08/2015	Active(1)	27	0	0	0	0.00%	31		9				M,VP,SC	8	90+ Days	
	Exc Award (06/30/2019)																	
130487	Rajakad	03/21/2017	Active	56	0	0	0	0.00%	56		8				M,VP,SC	4	90+ Days	\$1,916.79



Club Health Assessment for District 318 C through March 2025

			Status	Membership							Reports					Finance	LCIF	
Club Number	Club Name	Charter Date		Current Member Count	YTD Members Added	YTD Members Dropped	YTD Net Growth	YTD Net Growth%	Member Count 12 Months Ago	Avg. length of service for dropped members	Months Since Last MMR ***	Yrs. Since Last Officer Report	President Rotation	Vice President Reported ****	Months Since Last Activity Report ***	Account Balance	Donations for current Fiscal Year	
			Number of times on status quo within last two years	If below 15 members appears					If net loss is greater than 20% appears			If no report in 3 months appears in	When more than one year appears in	Number of repeat terms	Notes the officers that do not have an active	If no report at 12 months appears in red		
Exc Award (06/30/2021, 06/30/2023)																		
148935	Rajakumari North	11/22/2021	Active	26	1	0	1	4.00%	25		5			N	T,M,VP,SC	2	90+ Days	\$2,515.71
107898	RAJAKUMARY	03/26/2010	Active	26	0	1	-1	-3.70%	27	15	3		2	N	P,VP,SC	8	90+ Days	\$599.04
Exc Award (06/30/2023)																		
153715	Ramamangalam	02/27/2023	Active	28	7	1	6	27.27%	25	0	0		3	N	S,T,M,VP,SC	5	90+ Days	
143262	Senapathy	10/19/2020	Active	32	6	1	5	18.52%	30	4	2				M,VP,SC	4	90+ Days	\$838.57
Exc Award (06/30/2023)																		
26727	SHERTALLY	03/22/1967	Active	32	0	1	-1	-3.03%	33	10	5			N	SC	0	90+ Days	
Exc Award (06/30/2020)																		
135427	Thiruvaniyoor	07/22/2018	Active	77	8	0	8	11.59%	69		7			N	S,T,M,VP,SC	8	90+ Days	\$2,515.71
Exc Award (06/30/2020, 06/30/2022, 06/30/2023)																		
152285	Thiruvaniyoor City	08/31/2022	Cancelled(6*)	0	0	0	0	0.00%	20		9		None		P,S,T,M,VP,SC	N/A	90+ Days	
26731	THODUPUZHA	10/21/1969	Active	136	0	0	0	0.00%	138		8			N		6	90+ Days	
Exc Award (06/30/2021, 06/30/2023)																		
138657	Thodupuzha East	06/19/2019	Active	21	1	0	1	5.00%	37		3				T,M,VP,SC	6	90+ Days	
Exc Award (06/30/2020, 06/30/2023)																		
110500	THODUPUZHA ELITE	03/28/2011	Active	40	8	0	8	25.00%	32		7			R	T,VP,SC	0		\$838.57
Exc Award (06/30/2023)																		
132814	Thodupuzha Metro	10/16/2017	Active	67	7	0	7	11.67%	60		1			N	S,T,M,SC	0	90+ Days	\$838.57
Exc Award (06/30/2022, 06/30/2023)																		
99784	THODUPUZHA RIVER VALLEY	06/28/2007	Active	37	2	0	2	5.71%	35		0				S,M,VP,SC	0	90+ Days	
Exc Award (06/30/2020, 06/30/2021, 06/30/2023)																		
129087	Thodupuzha Town	10/12/2016	Active	17	0	0	0	0.00%	20		9		2		M,VP,SC	0	90+ Days	
Exc Award (06/30/2023)																		
117724	THOPRAMKUDY	08/27/2012	Active	24	1	0	1	4.35%	23		7			N	P,T,M,SC	5	90+ Days	
Exc Award (06/30/2023)																		
42915	THRIKKAKARA	06/20/1983	Active	36	2	1	1	2.86%	35	31	0		2	R		5		\$539.08
Exc Award (06/30/2023)																		



Club Health Assessment for District 318 C through March 2025

			Status	Membership							Reports					Finance	LCIF
Club Number	Club Name	Charter Date		Current Member Count	YTD Members Added	YTD Members Dropped	YTD Net Growth	YTD Net Growth%	Member Count 12 Months Ago	Avg. length of service for dropped members	Months Since Last MMR ***	Yrs. Since Last Officer Report	President Rotation	Vice President Reported ****	Months Since Last Activity Report ***	Account Balance	Donations for current Fiscal Year
			Number of times on status quo within last two years	If below 15 members appears				If net loss is greater than 20% appears			If no report in 3 months appears in	When more than one year repeat appears in	Number of repeat terms	Notes the officers that do not have an active	If no report at 12 months appears in red		
152286	Thrikkakara Greater	08/31/2022	Cancelled(8*)	0	9	27	-18	-100.00%	20	2	3		None	P,S,T,M,VP SC	5	90+ Days	
101087	THURAVOOR	01/24/2008	Active	56	0	0	0	0.00%	57		1			T,M,VP,SC	4		\$1.20
	Exc Award (06/30/2017, 06/30/2019, 06/30/2023)																
26735	TRIPUNITHURA	09/24/1973	Active	67	1	0	1	1.52%	58		7		N	S,M,VP	0	90+ Days	
153972	Tripunithura Legends	03/29/2023	Active(1)	16	6	0	6	60.00%	25		7			T,M,VP,SC	5		
110340	TRIPUNITHURA ROYAL	02/11/2011	Active	20	6	2	4	25.00%	16	9	3			M,VP,SC	0	90+ Days	
	Exc Award (06/30/2023)																
137365	Tripunithura South	03/17/2019	Active	26	1	0	1	4.00%	26		8			R	2	90+ Days	
	Exc Award (06/30/2022)																
152956	Udumbannoor Town	11/23/2022	Active	29	5	0	5	20.83%	24		6		N	T	0	90+ Days	
130379	Vagamon	03/17/2017	Active	28	6	0	6	27.27%	25		3			M,VP,SC	5	90+ Days	\$1,677.14
	Exc Award (06/30/2020, 06/30/2023)																
136727	Valakam	11/13/2018	Active(1)	14	3	5	-2	-12.50%	16	6	3			M,VP,SC	5	90+ Days	
	Exc Award (06/30/2020)																
116431	VANNAPPURAM	03/27/2012	Active	23	1	0	1	4.55%	22		4		N	T,M,VP	6	90+ Days	
132303	Vannapuram Town	08/18/2017	Active	42	5	2	3	7.69%	39	4	1		N		0		\$797.81
	Exc Award (06/30/2018, 06/30/2021, 06/30/2023)																
61358	VAZHAKULAM PINEAPPLE CITY	12/15/1998	Active	42	0	1	-1	-2.33%	44	26	6		N	P,T,SC	6	90+ Days	\$838.57
124851	Vazhithala	05/12/2015	Active	60	10	0	10	20.00%	48		0		N	P,T,M,SC	1		
	Exc Award (06/30/2020, 06/30/2023)																
128592	Vellaramkunnu	08/24/2016	Active	30	10	0	10	50.00%	22		2		N	T,M,VP,SC	2		\$898.47
	Exc Award (06/30/2020, 06/30/2023)																
96965	VYPIN	04/20/2006	Active	21	2	1	1	5.00%	20	3	1		N	M,VP	0		\$2,336.03
	Exc Award (06/30/2022)																
144379	Vyttila	01/04/2021	Active	21	4	0	4	23.53%	20		8			M,VP,SC	5		



Club Health Assessment for District 318 C through March 2025

				Status	Membership						Reports					Finance	LCIF	
Club Number	Club Name	Charter Date			Current	YTD	YTD	YTD	YTD	Member	Avg. length	Months	Yrs. Since	President	Vice	Months		
					Member Count	Members Added	Members Dropped	Net Growth	Net Growth%	Count 12 Months Ago	of service for dropped members	Since Last MMR ***	Last Officer Report					
			Number of times on status quo within last two years		If below 15 members appears					If net loss is greater than 20% appears		If no report in 3 months appears in	When more than one year appears in	Number of repeat terms	Notes the officers that do not have an active	If no report at 12 months appears in red		

Clubs Cancelled Previous Fiscal Year – Clubs Cancelled within last 12 months may be reinstated

Club Number	Club Name	Charter Date	Current Status*	Cancellation Date
149683	Amballoor	02/16/2022	Cancelled(8*)	12/29/2023
154078	Karayamparambu Bright	03/30/2023	Cancelled(8*)	02/29/2024
117871	KOOVAPPADY	09/25/2012	Cancelled(8*)	12/29/2023
101444	MARAYOOR	03/03/2008	Cancelled(8*)	12/29/2023

Current Total Clubs Count	YTD New Clubs Count	YTD Cancelled Clubs Count	YTD Net Club Gain	Current Total Members Count	YTD Add	YTD Drop	YTD Net Growth	YTD Net Growth %	Member Count 12 Months Ago	Average Member Count Per Club	% of Clubs with less than 20 members	% No MMR in 3 Months	% No Officer Report in 12 Months	% of Clubs with balance 90+ days	Number of Clubs in Status Quo	% Status Quo Clubs in Financial Suspension	Number of Cancelled Clubs	Average Cancelled Club Age	Members Lost Due to Cancellation	% of Clubs Cancelled for Non-Financial Reasons
161	9	10	-1	5,664	725	410	315	5.89%	5,405	35	12%	58%	2%	60%	1	0%	10	5	207	-30%

* - P - Priority Club. Cancellation Reasons: 1-Objectives/conduct, 2-Non-active club, 5-Non-existing club, 6-Disbanding, 7-Merger, 8-Financial Suspension, 9-District/Multiple District Dues.

** - Abbreviation: P-President, S-Secretary, T-Treasurer, M-Member Chairperson, VP-First Vice President, MC-Communications Chairperson, SC-Service Chairperson

*** - Abbreviation: N/R - Never reported using the Lions Clubs website, N/A - Not applicable, No password registered for the Lions Clubs website.

**** - Abbreviation: N - New, IP - Immediate Past, R - Repeat.



Club Health Assessment for District 318 D through March 2025

Club Number	Club Name	Charter Date	Status	Membership							Reports					Finance	LCIF
				Current Member Count	YTD Members Added	YTD Members Dropped	YTD Net Growth	YTD Net Growth%	Member Count 12 Months Ago	Avg. length of service for dropped members	Months Since Last MMR ***	Yrs. Since Last Officer Report	President Rotation	Vice President Reported ****	Months Since Last Activity Report ***	Account Balance	Donations for current Fiscal Year
			Number of times on status quo within last two years	If below 15 members appears				If net loss is greater than 20% appears			If no report in 3 months appears	When more than one year appears in	Number of repeat terms	Notes the officers that do not have an active	If no report at 12 months red		
Clubs less than two years old																	
154545	Annamanada	05/30/2023	Active	14	0	2	-2	-12.50%	20	1	4			N	M,SC	8	
180048	Ariyampadam	12/18/2024	Active	22	22	0	22	100.00%	0		2			N	M,SC	1	
155131	Attapadi	07/10/2023	Active	23	0	0	0	0.00%	23		9		2		M,VP,SC	8	90+ Days
154897	Attappadi Agali	06/22/2023	Cancelled(8*)	0	0	21	-21	-100.00%	21	2	3		None		P,S,T,M,VP SC	8	90+ Days
181322	Chungathara	03/24/2025	Newly Chartered	20	20	0	20	100.00%	0		0				M,VP,SC	N/R	
156685	Dhoni Lead College of Management	11/30/2023	Active(1)	115	142	128	14	13.86%	94	1	2			N	SC	8	90+ Days
173646	Irinjalakuda Christ College Autonomous	07/22/2024	Active	24	24	0	24	100.00%	0		6				T,M,VP,SC	8	
179910	Irinjalakuda St Josephs College Autonomous	12/18/2024	Active	20	20	0	20	100.00%	0		3				M,VP,SC	N/R	
156173	Irinjalakuda Town	09/29/2023	Active	24	3	1	2	9.09%	26	1	2		2	N	M,SC	5	90+ Days
156254	Kuttippuram	09/29/2023	Active	41	6	1	5	13.89%	38	1	2		2		M,VP,SC	7	
156282	Mala Mets Group of Institutions	10/05/2023	Active	22	5	3	2	10.00%	20	1	5		2		S,T,M,VP,SC	7	90+ Days
156710	Mannarkkad Kunthipuzha	01/10/2024	Active	22	0	1	-1	-4.35%	23	1	3		2		M,VP,SC	3	90+ Days
175265	Olavakkode	07/22/2024	Active	36	37	1	36	100.00%	0	0	2			N	M,SC	1	
155159	Ollur Town	07/31/2023	Active	37	13	7	6	19.35%	31	1	0		2		M,VP,SC	0	
180245	Palakkad Galaxy	01/07/2025	Newly Chartered	20	20	0	20	100.00%	0		0			N	M,VP,SC	1	
179788	Palakkad Legends	11/28/2024	Active	23	23	0	23	100.00%	0		3			N	M,SC	1	90+ Days
180276	Palakkad Pride	01/13/2025	Newly Chartered	22	23	1	22	100.00%	0	0	0			N		0	
180609	Palakkad Town	02/10/2025	Newly Chartered	20	20	0	20	100.00%	0		1				T,M,VP,SC	N/R	
180547	Peramangalam	02/20/2025	Newly Chartered	20	20	0	20	100.00%	0		1				M,VP,SC	N/R	
156278	Thiruvalli	10/06/2023	Active	43	7	11	-4	-8.51%	43	1	2		2	R	M,SC	0	90+ Days
Exc Award (06/30/2024)																	




Club Health Assessment for District 318 D through March 2025

			Status	Membership							Reports					Finance		LCIF
Club Number	Club Name	Charter Date		Current Member Count	YTD Members Added	YTD Members Dropped	YTD Net Growth	YTD Net Growth%	Member Count 12 Months Ago	Avg. length of service for dropped members	Months Since Last MMR ***	Yrs. Since Last Officer Report	President Rotation	Vice President Reported ****	Months Since Last Activity Report ***	Account Balance	Donations for current Fiscal Year	
			Number of times on status quo within last two years	If below 15 members appears				If net loss is greater than 20% appears			If no report in 3 months appears in	When more than one year appears in	Number of repeat terms	Notes the officers that do not have an active	If no report at 12 months appears in red			
155936	Thrissur Fort	09/05/2023	Active	28	5	0	5	21.74%	23		0		2	R	M,SC	8	\$901.46	
172059	Thrissur Heritage	06/17/2024	Active	16	0	4	-4	-20.00%	0	1	3		2		VP,SC	N/R		
173269	THRISSUR KINGS	07/05/2024	Active	25	26	1	25	100.00%	0	0	0		2	N	P,M,SC	5		
154894	Thrissur Medical University Town	06/20/2023	Active	25	0	0	0	0.00%	25		0		3	N		4		
179453	Thrissur Paramekkavu College of Arts And Science	11/08/2024	Active	21	21	0	21	100.00%	0		4				VP,SC	N/R		
155498	Thrissur Sree Vadakkumnathan Round	08/07/2023	Active	28	7	1	6	27.27%	22	1	8		2	N	T,M,SC	0		90+ Days
157735	Triprayar Temple City	04/10/2024	Active	26	3	0	3	13.04%	0		0			N	SC	0		
158033	Vellangallur Town	05/20/2024	Active	22	6	0	6	37.50%	0		8		2	N	VP	8		90+ Days
Clubs more than two years old																		
105916	ALAGAPPANAGAR	06/22/2009	Active	29	3	0	3	11.54%	26		0				T,M,VP,SC	5	\$900.27	
	Exc Award (06/30/2017, 06/30/2019, 06/30/20																	
130218	Alanallur	03/07/2017	Active(2)	25	0	0	0	0.00%	30		9				M,VP,SC	6		90+ Days
	Exc Award (06/30/2018, 06/30/2023)																	
93622	ALATHUR	12/07/2005	Active	29	0	0	0	0.00%	29		10			N	S,M,VP,SC	6		90+ Days
	Exc Award (06/30/2017, 06/30/2019, 06/30/20																	
109208	AMALA NAGAR	09/09/2010	Active	70	21	8	13	22.81%	58	6	0			N	S,SC	0		
	Exc Award (06/30/2017, 06/30/2019, 06/30/20																	
135051	Angadippuram	06/06/2018	Active(1)	8	0	0	0	0.00%	10		8		2		M,VP,SC	8	90+ Days	
	Exc Award (06/30/2019, 06/30/2020)																	
130965	Areacode	05/23/2017	Active	24	0	0	0	0.00%	24		4			N	S	6	90+ Days	
	Exc Award (06/30/2019, 06/30/2020, 06/30/20																	
110829	ASHTAMICHIRA	04/25/2011	Active	14	0	0	0	0.00%	23		4			N	M	0	\$900.27	
	Exc Award (06/30/2017)																	
140451	Calicut University	12/11/2019	Active	46	0	1	-1	-2.13%	48	1	0			N	M,SC	0		
	Exc Award (06/30/2020, 06/30/2021, 06/30/20																	
26687	CHALAKUDY	10/29/1968	Active	164	11	2	9	5.81%	145	3	0			N	M,SC	0		
	Exc Award (06/30/2016, 06/30/2017, 06/30/20																	



Club Health Assessment for District 318 D through March 2025

			Status	Membership							Reports					Finance		LCIF
Club Number	Club Name	Charter Date		Current Member Count	YTD Members Added	YTD Members Dropped	YTD Net Growth	YTD Net Growth%	Member Count 12 Months Ago	Avg. length of service for dropped members	Months Since Last MMR ***	Yrs. Since Last Officer Report	President Rotation	Vice President Reported ****	Months Since Last Activity Report ***	Account Balance	Donations for current Fiscal Year	
			Number of times on status quo within last two years	If below 15 members appears				If net loss is greater than 20% appears			If no report in 3 months appears in	When more than one year appears in	Number of repeat terms		Notes the officers that do not have an active	If no report at 12 months appears in red		
42913	CHAVAKKAD	06/20/1983	Active(1)	25	3	3	0	0.00%	25	6	4			N	M,VP	6	90+ Days	\$901.46
	Exc Award (06/30/2017, 06/30/2019)																	
117743	CHELAKKARA	08/29/2012	Active	40	7	0	7	21.21%	52		2			N	T,VP,SC	5	90+ Days	\$900.27
	Exc Award (06/30/2017, 06/30/2019, 06/30/20																	
144271	Chelari	12/29/2020	Active	18	0	0	0	0.00%	22		9				M,VP,SC	6	90+ Days	
	Exc Award (06/30/2022, 06/30/2024)																	
149489	Chelembra	01/25/2022	Active	31	0	0	0	0.00%	31		1			N	M,VP	5		
	Exc Award (06/30/2024)																	
59107	CHENTRAPPINNI	02/04/1997	Cancelled(8*)	0	0	12	-12	-100.00%	18	9	3		None		P,S,T,M,VP SC	8	90+ Days	
	Exc Award (06/30/2017, 06/30/2019)																	
123764	Cherpulassery	12/09/2014	Active	31	1	0	1	3.33%	32		3			N	M	0		
	Exc Award (06/30/2017, 06/30/2018, 06/30/20																	
142582	Cherpulassery Renaissance	08/17/2020	Active	55	11	1	10	22.22%	45	2	0			N	T	0		\$1,731.05
	Exc Award (06/30/2021, 06/30/2022, 06/30/20																	
152962	Cherpulassery Town	12/06/2022	Active	33	1	1	0	0.00%	35	12	2				M,VP,SC	0		
	Exc Award (06/30/2023)																	
142191	Cherukavu	07/13/2020	Active(1)	15	0	4	-4	-21.05%	19	3	3			N	T,VP	8	90+ Days	
	Exc Award (06/30/2021, 06/30/2024)																	
153467	Chethallur	01/18/2023	Active(1)	22	6	0	6	37.50%	27		0			N		0		
108660	CHITTILAMCHERY	06/28/2010	Active(1)	24	2	4	-2	-7.69%	26	7	0			N	T,SC	1		
	Exc Award (06/30/2017, 06/30/2019)																	
124826	Chittissery	05/07/2015	Active	17	0	0	0	0.00%	18		9				P,M,VP,SC	0	90+ Days	
	Exc Award (06/30/2017, 06/30/2019, 06/30/20																	
53339	CHITTUR	06/16/1992	Active	30	5	27	-22	-42.31%	48	8	0			R	T,SC	8	90+ Days	
	Exc Award (06/30/2016, 06/30/2019, 06/30/20																	
116462	CHOONDAL	03/29/2012	Active(2)	23	0	0	0	0.00%	21		9		2		M,VP,SC	8	90+ Days	
	Exc Award (06/30/2017, 06/30/2019)																	
125844	Edakara	10/13/2015	Active	28	0	2	-2	-6.67%	33	7	0			R		2	90+ Days	
	Exc Award (06/30/2017, 06/30/2022, 06/30/20																	




Club Health Assessment for District 318 D through March 2025

			Status	Membership							Reports					Finance		LCIF
Club Number	Club Name	Charter Date		Current Member Count	YTD Members Added	YTD Members Dropped	YTD Net Growth	YTD Net Growth%	Member Count 12 Months Ago	Avg. length of service for dropped members	Months Since Last MMR ***	Yrs. Since Last Officer Report	President Rotation	Vice President Reported ****	Months Since Last Activity Report ***	Account Balance	Donations for current Fiscal Year	
			Number of times on status quo within last two years	If below 15 members appears				If net loss is greater than 20% appears			If no report in 3 months appears in	When more than one year appears in	Number of repeat terms	Notes the officers that do not have an active	If no report at 12 months appears in red			
58810	EDAMUTTAM	10/29/1996	Active	24	0	0	0	0.00%	24		7			M,VP,SC	8	90+ Days	\$900.27	
	Exc Award (06/30/2017, 06/30/2024)																	
122276	Edappal	05/21/2014	Active	43	4	4	0	0.00%	43	5	0			M,VP,SC	5	90+ Days		
	Exc Award (06/30/2017, 06/30/2019, 06/30/2024)																	
136057	Elanad	08/01/2018	Active	24	12	19	-7	-22.58%	26	5	0		N		8	90+ Days		
	Exc Award (06/30/2019, 06/30/2021, 06/30/2024)																	
152402	Elinjipra Chowk	01/12/2023	Active	24	3	0	3	14.29%	22		0		N	S	0			
	Exc Award (06/30/2024)																	
58430	ENGADIYUR	06/12/1996	Active	39	6	0	6	18.18%	34		0		N	VP	1	90+ Days		
	Exc Award (06/30/2017, 06/30/2019, 06/30/2024)																	
133699	Eranaad	01/30/2018	Active	25	0	2	-2	-7.41%	38	8	0		N	M,SC	8	90+ Days		
	Exc Award (06/30/2019, 06/30/2020, 06/30/2024)																	
111327	ERUMAPETTY	06/10/2011	Active(1)	13	0	0	0	0.00%	16		0			M,VP,SC	1			
	Exc Award (06/30/2020, 06/30/2021)																	
130886	Guruvayoor Temple City	05/15/2017	Active(1)	15	0	2	-2	-11.76%	26	6	3			M,VP,SC	3			
	Exc Award (06/30/2019)																	
53768	GURUVAYUR	10/28/1992	Active	84	0	0	0	0.00%	85		8			S,M,VP,SC	4	90+ Days		
	Exc Award (06/30/2017, 06/30/2019, 06/30/2024)																	
137527	Guruvayur Players	06/17/2019	Active(3)	6	0	0	0	0.00%	6		2		2	T,M,VP,SC	7	90+ Days		
142165	Guruvayur Temple Town	07/13/2020	Active(2)	15	4	0	4	36.36%	13		6			T,M,VP,SC	8			
26696	IRINJALAKUDA	01/06/1964	Active	107	4	0	4	3.88%	121		0		N		7	\$1,902.07		
	Exc Award (06/30/2018, 06/30/2019, 06/30/2024)																	
117192	IRINJALAKUDA WEST	06/18/2012	Active	26	2	0	2	8.33%	24		1			T,M,VP,SC	7	90+ Days		
	Exc Award (06/30/2016, 06/30/2017)																	
153203	Kadukutty	12/12/2022	Active	36	0	0	0	0.00%	31		11			S,T,M,VP,SC	8	90+ Days		
	Exc Award (06/30/2024)																	
131193	Kalikavu	06/06/2017	Active	23	8	12	-4	-14.81%	27	6	0			P,T,M,VP,SC	0	90+ Days		
	Exc Award (06/30/2019, 06/30/2023)																	
95900	KALLADIKODE	02/23/2006	Active(1)	35	6	1	5	16.67%	30	7	0		N	M,VP,SC	0			



Club Health Assessment for District 318 D through March 2025

			Status	Membership							Reports					Finance	LCIF
Club Number	Club Name	Charter Date		Current Member Count	YTD Members Added	YTD Members Dropped	YTD Net Growth	YTD Net Growth%	Member Count 12 Months Ago	Avg. length of service for dropped members	Months Since Last MMR ***	Yrs. Since Last Officer Report	President Rotation	Vice President Reported ****	Months Since Last Activity Report ***	Account Balance	Donations for current Fiscal Year
			Number of times on status quo within last two years	If below 15 members appears				If net loss is greater than 20% appears			If no report in 3 months appears in	When more than one year appears in	Number of repeat terms	Notes the officers that do not have an active	If no report at 12 months appears in red		
Exc Award (06/30/2017, 06/30/2023)																	
57542	KALLETUMKARA	11/29/1995	Active(1)	39	1	3	-2	-4.88%	41	6	0			N	M,SC	0	90+ Days
Exc Award (06/30/2017, 06/30/2019, 06/30/2023)																	
125710	Kallur	09/04/2015	Active(1)	18	1	3	-2	-10.00%	27	7	3			N	P,M,VP	8	90+ Days
Exc Award (06/30/2017, 06/30/2018, 06/30/2023)																	
150375	Kanipayyur	04/11/2022	Active(2)	8	0	0	0	0.00%	8		10				M,VP,SC	8	90+ Days
58299	KANJANI	05/23/1996	Active	25	2	0	2	8.70%	23		5		2		M,VP,SC	0	90+ Days
Exc Award (06/30/2017, 06/30/2019)																	
126440	Kanjany Central	03/01/2016	Active	36	0	0	0	0.00%	40		3			N	M	8	
Exc Award (06/30/2017, 06/30/2022, 06/30/2023)																	
136062	Karukaputhoor	08/07/2018	Active(3)	20	4	0	4	25.00%	20		0			N	M,SC	0	90+ Days
64834	KARUVANNUR	12/14/2001	Active	27	2	0	2	8.00%	33		8			N	P,T,M	8	
Exc Award (06/30/2017, 06/30/2018, 06/30/2023)																	
57743	KATTOOR	01/05/1996	Active	59	0	2	-2	-3.28%	61	7	3			N	T,M,SC	0	
Exc Award (06/30/2017, 06/30/2019, 06/30/2023)																	
56873	KECHERY	04/24/1995	Active	16	5	8	-3	-15.79%	18	10	4			N	T,VP,SC	8	
Exc Award (06/30/2017, 06/30/2019, 06/30/2023)																	
46943	KODAKARA	02/09/1987	Active	37	10	2	8	27.59%	24	10	3			N	VP,SC	0	
Exc Award (06/30/2017, 06/30/2019)																	
97347	KODANNUR	06/20/2006	Active	22	2	0	2	10.00%	19		0			N	S,M,SC	1	
Exc Award (06/30/2019, 06/30/2024)																	
26693	KODUNGALLUR	02/02/1969	Active	102	18	0	18	21.43%	113		0			N		0	
Exc Award (06/30/2017, 06/30/2022, 06/30/2023)																	
57923	KOMBODINJAMAKKAL	02/29/1996	Active	16	0	2	-2	-11.11%	18	2	7			R	M	5	90+ Days
Exc Award (06/30/2023)																	
144199	Kondotty	12/28/2020	Active(1)	20	0	0	0	0.00%	20		5		2		M,VP,SC	8	90+ Days
128979	Kondotty Town	10/06/2016	Active	16	0	4	-4	-20.00%	20	2	3				T,M,VP,SC	4	90+ Days
Exc Award (06/30/2017, 06/30/2020, 06/30/2023)																	
136426	Kongad	09/27/2018	Active	77	12	3	9	13.24%	68	4	0			N	T,M,SC	6	



Club Health Assessment for District 318 D through March 2025

			Status	Membership							Reports					Finance		LCIF
Club Number	Club Name	Charter Date		Current Member Count	YTD Members Added	YTD Members Dropped	YTD Net Growth	YTD Net Growth%	Member Count 12 Months Ago	Avg. length of service for dropped members	Months Since Last MMR ***	Yrs. Since Last Officer Report	President Rotation	Vice President Reported ****	Months Since Last Activity Report ***	Account Balance	Donations for current Fiscal Year	
			Number of times on status quo within last two years	If below 15 members appears				If net loss is greater than 20% appears			If no report in 3 months appears in	When more than one year appears in	Number of repeat terms	Notes the officers that do not have an active	If no report at 12 months appears in red			
51444	KOORKKENCHERY	03/20/1991	Active	40	8	2	6	17.65%	34	17	3			N	T,SC	0	\$413.30	
Exc Award (06/30/2017, 06/30/2019, 06/30/2020)																		
151079	Koppam	06/20/2022	Active(1)	17	0	0	0	0.00%	25		4			N	M	3	90+ Days	
57924	KORATTY	02/29/1996	Active	118	5	0	5	4.42%	110		0			N	VP,SC	0	90+ Days	
Exc Award (06/30/2017, 06/30/2018, 06/30/2020)																	\$900.27	
64860	KOTTAKKAL HERBAL CITY	12/26/2001	Active	50	3	0	3	6.38%	47		0				M,VP,SC	0		
Exc Award (06/30/2017, 06/30/2019, 06/30/2020)																		
148127	Kottakkal Town	09/17/2021	Active	5	0	0	0	0.00%	5		8				M,VP,SC	8	90+ Days	
44147	KOZHINJAMPARA	06/28/1984	Active	67	4	1	3	4.69%	68	6	3				S,T,M,VP,SC	0	90+ Days	
Exc Award (06/30/2017, 06/30/2018, 06/30/2020)																		
152226	Kumaramputhur	08/22/2022	Active(1)	41	12	5	7	20.59%	33	2	3			N		1	90+ Days	
26703	KUNNAMKULAM	05/29/1965	Active	91	5	7	-2	-2.15%	92	11	4			N		3	\$1,800.54	
Exc Award (06/30/2019, 06/30/2021, 06/30/2020)																		
110719	KURIACHIRA	04/04/2011	Active	41	6	2	4	10.81%	39	1	3				M,VP,SC	7	\$900.87	
Exc Award (06/30/2017, 06/30/2018, 06/30/2020)																		
99866	KUTTIKAD	06/29/2007	Active	69	5	1	4	6.15%	62	17	0				S,T,M,VP,SC	0		
Exc Award (06/30/2017, 06/30/2019, 06/30/2020)																		
123896	Kuzhalmannam	12/30/2014	Active	38	10	1	9	31.03%	29	0	0			N	T,M,SC	0	90+ Days	
Exc Award (06/30/2017, 06/30/2019, 06/30/2020)																		
109476	KUZHUR	10/08/2010	Active	15	0	0	0	0.00%	11		0		2	R	S,T,M,VP,SC	0		
Exc Award (06/30/2017, 06/30/2024)																		
29335	MALA	05/03/1974	Active	62	1	6	-5	-7.46%	68	8	1			N	T,M,VP,SC	0	90+ Days	
Exc Award (06/30/2017, 06/30/2021, 06/30/2020)																		
148241	Malampuzha	09/24/2021	Cancelled(8*)	0	15	28	-13	-100.00%	13	3	0		None		P,S,T,M,VP SC	7	90+ Days	
125692	Malappuram	09/09/2015	Active	19	0	1	-1	-5.00%	20	2	0				M,VP,SC	3	90+ Days	
Exc Award (06/30/2017, 06/30/2019, 06/30/2020)																		
153440	Malappuram Up Hill	01/12/2023	Active	43	0	1	-1	-2.27%	46	2	0			N		0		
Exc Award (06/30/2024)																		



Club Health Assessment for District 318 D through March 2025

			Status	Membership							Reports					Finance		LCIF
Club Number	Club Name	Charter Date		Current Member Count	YTD Members Added	YTD Members Dropped	YTD Net Growth	YTD Net Growth%	Member Count 12 Months Ago	Avg. length of service for dropped members	Months Since Last MMR ***	Yrs. Since Last Officer Report	President Rotation	Vice President Reported ****	Months Since Last Activity Report ***	Account Balance	Donations for current Fiscal Year	
			Number of times on status quo within last two years	If below 15 members appears					If net loss is greater than 20% appears		If no report in 3 months appears in	When more than one year appears in	Number of repeat terms	Notes the officers that do not have an active	If no report at 12 months appears in red			
108500	MANAKULANGARA	06/02/2010	Active(1)	13	1	0	1	8.33%	14		1			N	T,SC	3	90+ Days	
Exc Award (06/30/2017, 06/30/2019)																		
58343	MANJERI	05/29/1996	Active	51	0	0	0	0.00%	51		0				P,M,VP,SC	0		
Exc Award (06/30/2017, 06/30/2019, 06/30/20																		
137761	Manjeri Central	04/11/2019	Active	36	12	1	11	44.00%	25	5	4			N		7	90+ Days	
Exc Award (06/30/2020, 06/30/2024)																		
105918	MANJERI TOWN	06/22/2009	Active	29	0	0	0	0.00%	29		9				M,VP,SC	5	90+ Days	
Exc Award (06/30/2017, 06/30/2021, 06/30/20																		
97350	MANNARKKAD	06/20/2006	Active	40	5	2	3	8.11%	36	1	3			N	T,M,VP	8		\$10.00
Exc Award (06/30/2017)																		
42625	MANNUTHY	04/26/1983	Active(1)	32	5	0	5	18.52%	27		5		2		T,M,VP,SC	8		
Exc Award (06/30/2016, 06/30/2017, 06/30/20																		
124357	Mannuthy Agri City	03/13/2015	Active	38	3	0	3	8.57%	35		0			N		7		
Exc Award (06/30/2017, 06/30/2018, 06/30/20																		
108097	MARATHAKKARA	04/13/2010	Active(1)	18	0	0	0	0.00%	18		11				S,T,M,VP,SC	8	90+ Days	
Exc Award (06/30/2017, 06/30/2019, 06/30/20																		
148590	Mayannur	10/18/2021	Active(1)	17	5	15	-10	-37.04%	27	2	3			N	P,T,M	5	90+ Days	
Exc Award (06/30/2023)																		
131169	Melarcode	06/05/2017	Active(1)	18	0	0	0	0.00%	18		8				M,VP,SC	8		
Exc Award (06/30/2019)																		
130362	Melattur	03/20/2017	Active	27	2	5	-3	-10.00%	30	5	3			N	VP	0		\$305.48
Exc Award (06/30/2019, 06/30/2022, 06/30/20																		
153155	Meloor	12/07/2022	Active	47	4	0	4	9.30%	44		0			N	SC	0		
Exc Award (06/30/2024)																		
148635	Mullurkkara	10/25/2021	Active	21	3	1	2	10.53%	22	3	0			R	VP	1		\$113.56
Exc Award (06/30/2023)																		
140348	Mundur	12/06/2019	Active	36	0	0	0	0.00%	38		6			N	P,M	1		
Exc Award (06/30/2020, 06/30/2021, 06/30/20																		
137005	Muthuvara	12/26/2018	Active	32	4	0	4	14.29%	26		0		2	R	VP,SC	0		



Club Health Assessment for District 318 D through March 2025

			Status	Membership							Reports					Finance		LCIF
Club Number	Club Name	Charter Date		Current Member Count	YTD Members Added	YTD Members Dropped	YTD Net Growth	YTD Net Growth%	Member Count 12 Months Ago	Avg. length of service for dropped members	Months Since Last MMR ***	Yrs. Since Last Officer Report	President Rotation	Vice President Reported ****	Months Since Last Activity Report ***	Account Balance	Donations for current Fiscal Year	
			Number of times on status quo within last two years	If below 15 members appears					If net loss is greater than 20% appears			If no report in 3 months appears in	When more than one year appears in	Number of repeat terms	Notes the officers that do not have an active	If no report at 12 months appears in red		
Exc Award (06/30/2020, 06/30/2023, 06/30/2024)			Active	24	2	6	-4	-14.29%	30	3	0			N	T	6	90+ Days	
144628	Naduvath	12/30/2020		29	13	21	-8	-21.62%	37	2	0			N	T	3	90+ Days	
Exc Award (06/30/2023)			Active	15	1	10	-9	-37.50%	23	2	0			M,VP,SC		3	90+ Days	
153127	Nattika	12/07/2022		24	0	0	0	0.00%	24		10		3	T,M,VP,SC		8	90+ Days	
Exc Award (06/30/2023)			Active	40	1	1	0	0.00%	38	11	0		2	N	M,SC	3		
142106	Nediyruppu	07/09/2020		27	0	1	-1	-3.57%	28	7	4		2	N		1		
Exc Award (06/30/2021, 06/30/2022, 06/30/2024)			Cancelled(8*)	0	0	18	-18	-100.00%	18	7	6		None	P,S,T,M,VP SC		8	90+ Days	
153966	Nemmara	03/27/2023		157	15	1	14	9.79%	143	0	3			N	M	3		
Exc Award (06/30/2017, 06/30/2024)			Active	50	2	0	2	4.17%	49		1			N		0		
26712	NILAMBUR	07/20/1972		32	16	9	7	28.00%	27	2	2			R	M,SC	1	90+ Days	
Exc Award (06/30/2017, 06/30/2021, 06/30/2024)			Active	57	6	0	6	11.76%	53		0			N		1		
122593	Olarikkara	06/23/2014		25	0	1	-1	-3.85%	28	1	2			N	M,VP,SC	0	90+ Days	
Exc Award (06/30/2019, 06/30/2020)			Active	57	1	2	-1	-1.72%	58	15	1			N		1		
26713	OLLUR	01/02/1970		50	0	0	0	0.00%	52		9			T,VP		7	90+ Days	
Exc Award (06/30/2018, 06/30/2019, 06/30/2020)			Active	28	5	1	4	16.67%	27	2	3			N	T,M,SC	0	90+ Days	
93628	OTTAPALAM	12/16/2005																
Exc Award (06/30/2017, 06/30/2018, 06/30/2020)			Active															
138335	Palakkad Chamber	06/11/2019																
Exc Award (06/30/2022)			Active															
68626	PALAKKAD CHANDRANAGAR	04/15/2003																
Exc Award (06/30/2017, 06/30/2019, 06/30/2020)			Active															
153957	Palakkad Dream City	03/30/2023																
Exc Award (06/30/2017, 06/30/2019, 06/30/2020)			Active															
60711	PALAKKAD FORT-TOWN	04/28/1998																
Exc Award (06/30/2017, 06/30/2019, 06/30/2020)			Active															
129726	Palakkad Heritage City	01/19/2017																
Exc Award (06/30/2019, 06/30/2020, 06/30/2023)			Active															
144952	Palakkad Poly Junction	02/18/2021																
Exc Award (06/30/2022, 06/30/2023)																		



Club Health Assessment for District 318 D through March 2025

			Status	Membership							Reports					Finance		LCIF
Club Number	Club Name	Charter Date		Current Member Count	YTD Members Added	YTD Members Dropped	YTD Net Growth	YTD Net Growth%	Member Count 12 Months Ago	Avg. length of service for dropped members	Months Since Last MMR ***	Yrs. Since Last Officer Report	President Rotation	Vice President Reported ****	Months Since Last Activity Report ***	Account Balance	Donations for current Fiscal Year	
			Number of times on status quo within last two years	If below 15 members appears					If net loss is greater than 20% appears			If no report in 3 months appears in	When more than one year appears in	Number of repeat terms	Notes the officers that do not have an active	If no report at 12 months appears in red		
92381	PALAKKAL	12/21/2005	Active(1)	22	0	0	0	0.00%	22		9				M,VP,SC	0	90+ Days	\$1,800.54
Exc Award (06/30/2017, 06/30/2019)																		
26715	PALGHAT	04/09/1960	Active	104	7	1	6	6.12%	95	1	0			N		5		
Exc Award (06/30/2017, 06/30/2022, 06/30/20																		
66806	PANANCHERY	11/11/2002	Active	56	0	0	0	0.00%	58		4			N	VP	2		90+ Days
Exc Award (06/30/2019, 06/30/2021, 06/30/20																		
130032	Pandikkad	03/07/2017	Active(1)	20	2	7	-5	-20.00%	25	1	3			R	S,M	2		
Exc Award (06/30/2019, 06/30/2022)																		
116061	PARAPPANANGADI	02/13/2012	Active	32	5	1	4	14.29%	28	12	0				M,VP,SC	0	90+ Days	
Exc Award (06/30/2017, 06/30/2021, 06/30/20																		
120905	Paravattani	12/09/2013	Active	17	2	0	2	13.33%	16		3				M,VP,SC	0		
Exc Award (06/30/2017)																		
148863	Pariyaram	11/24/2021	Active	25	0	1	-1	-3.85%	26	1	0			N		6		90+ Days
Exc Award (06/30/2024)																		
93623	PATTAMBI	12/19/2005	Active(1)	42	0	0	0	0.00%	39		6			N		7		
Exc Award (06/30/2017, 06/30/2019, 06/30/20																		
127998	Pavaratty	06/23/2016	Active	40	7	1	6	17.65%	33	7	1			N	T,VP	4		
Exc Award (06/30/2017, 06/30/2019, 06/30/20																		
137366	Pavaratty Royal	02/10/2019	Active	26	5	8	-3	-10.34%	24	2	2		3		M,VP,SC	0		
Exc Award (06/30/2023, 06/30/2024)																		
149221	Pazhambalacode	01/18/2022	Active	10	2	1	1	11.11%	7	0	8				VP,SC	8	90+ Days	\$50.00
Exc Award (06/30/2024)																		
121032	Pazhayannur	12/30/2013	Active	42	3	2	1	2.44%	40	5	0			N		0		
Exc Award (06/30/2019, 06/30/2020, 06/30/20																		
152560	Pazhayannur Town	09/13/2022	Active	26	1	2	-1	-3.70%	30	2	8			N		0		
Exc Award (06/30/2023, 06/30/2024)																		
123993	Peechi Dam	01/19/2015	Active	18	0	0	0	0.00%	21		9				T,M,VP,SC	5	90+ Days	
Exc Award (06/30/2017, 06/30/2019)																		
153156	Perambra Dream City	12/12/2022	Active	75	25	1	24	47.06%	45	1	0				M,VP,SC	7		
																	\$910.45	



Club Health Assessment for District 318 D through March 2025

			Status	Membership							Reports					Finance		LCIF	
Club Number	Club Name	Charter Date		Current Member Count	YTD Members Added	YTD Members Dropped	YTD Net Growth	YTD Net Growth%	Member Count 12 Months Ago	Avg. length of service for dropped members	Months Since Last MMR ***	Yrs. Since Last Officer Report	President Rotation	Vice President Reported ****	Months Since Last Activity Report ***	Account Balance	Donations for current Fiscal Year		
			Number of times on status quo within last two years	If below 15 members appears					If net loss is greater than 20% appears					If no report in 3 months appears in	When more than one year appears in	Number of repeat terms	Notes the officers that do not have an active	If no report at 12 months appears in red	
Exc Award (06/30/2024)			Active	32	6	0	6	23.08%	35		7				M,VP,SC	4	90+ Days	\$419.29	
130518	Perinchery	03/27/2017																	
Exc Award (06/30/2019, 06/30/2024)			Active	21	1	4	-3	-12.50%	36	12	0		2		M,VP,SC	5	90+ Days		
63368	PERINGOTTUKARA	06/26/2000																	
Exc Award (06/30/2017, 06/30/2019)			Active	69	16	5	11	18.97%	65	15	1			N	T,M,VP	8	90+ Days		
56720	PERINJANAM	03/28/1995																	
Exc Award (06/30/2017, 06/30/2023)			Active	46	0	9	-9	-16.36%	55	2	0				S,M,VP,SC	8			
26720	PERINTALMANNA	02/13/1970																	
Exc Award (06/30/2017, 06/30/2019)			Active	27	0	0	0	0.00%	25		10				M,VP,SC	7	90+ Days		
109369	PERINTHALMANNA TOWN	09/29/2010																	
Exc Award (06/30/2016, 06/30/2017, 06/30/2020)			Active	20	0	0	0	0.00%	19		9				P,T,VP	8	90+ Days		
134677	Perinthalmanna Valluvanad	05/07/2018																	
Exc Award (06/30/2024)			Active(1)	15	5	1	4	36.36%	11	26	0				M,VP,SC	0			
61027	PERUMPILAVU	07/06/1998																	
Exc Award (06/30/2019, 06/30/2024)			Cancelled(8*)	0	0	13	-13	-100.00%	13	5	3		None		P,S,T,M,VP SC	6	90+ Days		
136092	Peruvanam	09/19/2018																	
Exc Award (06/30/2017, 06/30/2019, 06/30/2020)			Active	29	0	7	-7	-19.44%	36	5	0				M,VP	0	90+ Days		
63996	PONANI	02/21/2001																	
Exc Award (06/30/2017, 06/30/2021, 06/30/2020)			Active	28	3	0	3	12.00%	27		0			N	M	0		\$904.46	
146252	Pookottumpadam	05/20/2021																	
Exc Award (06/30/2017, 06/30/2021, 06/30/2020)			Active	42	8	4	4	10.53%	45	2	1			N	SC	0	90+ Days	\$900.27	
109315	POOVATHUSSERY	09/24/2010																	
Exc Award (06/30/2017, 06/30/2021, 06/30/2020)			Active	40	3	13	-10	-20.00%	50	2	2				M,VP,SC	6	90+ Days		
152964	Pulamanhole	11/02/2022																	
Exc Award (06/30/2024)			Active	20	6	2	4	25.00%	16	18	6				M,VP,SC	8		\$900.27	
61159	PUNKUNNAM	09/28/1998																	
Exc Award (06/30/2019)			Active	20	3	0	3	17.65%	29		3			N		1			
122424	Rajadhani Thrissur	06/13/2014																	
Exc Award (06/30/2017, 06/30/2021, 06/30/2020)			Active	30	0	1	-1	-3.23%	46	4	3			N	T	8	90+ Days		
111202	S N PURAM	06/06/2011																	
Exc Award (06/30/2017, 06/30/2018, 06/30/2020)																			




Club Health Assessment for District 318 D through March 2025

			Status	Membership							Reports					Finance		LCIF
Club Number	Club Name	Charter Date		Current Member Count	YTD Members Added	YTD Members Dropped	YTD Net Growth	YTD Net Growth%	Member Count 12 Months Ago	Avg. length of service for dropped members	Months Since Last MMR ***	Yrs. Since Last Officer Report	President Rotation	Vice President Reported ****	Months Since Last Activity Report ***	Account Balance	Donations for current Fiscal Year	
			Number of times on status quo within last two years	If below 15 members appears				If net loss is greater than 20% appears			If no report in 3 months appears in	When more than one year appears in	Number of repeat terms	Notes the officers that do not have an active	If no report at 12 months appears in red			
40966	SHORNUR	02/09/1982	Active	29	2	1	1	3.57%	31	6	0			N	T,M,VP	0		
Exc Award (06/30/2017, 06/30/2019, 06/30/2020)																		
134118	Sreekrishnapuram	03/19/2018	Active	6	0	2	-2	-25.00%	8	5	1				M,VP,SC	4	90+ Days	
Exc Award (06/30/2019)																		
118185	THAIKKATTUSSERY	10/29/2012	Active	34	4	0	4	13.33%	30		1			R	VP,SC	8	90+ Days	
Exc Award (06/30/2017, 06/30/2022)																		
60378	THALIKULAM	02/16/1998	Active	49	1	0	1	2.08%	63		7		2	R	T,SC	4	\$900.27	
Exc Award (06/30/2017, 06/30/2018, 06/30/2020)																		
102925	THATTAMANGALAM	06/30/2008	Active	32	0	0	0	0.00%	34		0				M,VP,SC	5	90+ Days	
Exc Award (06/30/2017, 06/30/2019, 06/30/2020)																		
150297	Thekkumkara Machad	03/28/2022	Active	30	8	4	4	15.38%	27	2	0				S,M,VP,SC	8	90+ Days	
Exc Award (06/30/2023)																		
108066	THIRUVILWAMALA	04/12/2010	Active	31	10	19	-9	-22.50%	40	3	0			N	S,T	2	\$1,006.29	
Exc Award (06/30/2017, 06/30/2019, 06/30/2020)																		
123757	Thrissivaperoor Town	12/05/2014	Active(2)	22	0	0	0	0.00%	22		2				M,VP,SC	8	90+ Days	
Exc Award (06/30/2022)																		
143878	Thrissur Aranattukara	12/22/2020	Cancelled(8*)	0	0	8	-8	-100.00%	8	4	21		None		P,S,T,M,VP SC	7	90+ Days	
122488	Thrissur City	06/17/2014	Active	53	3	6	-3	-5.36%	56	6	0				VP,SC	8		
Exc Award (06/30/2017, 06/30/2019, 06/30/2020)																		
119128	THRISSUR COSMOS	04/09/2013	Cancelled(8*)	0	0	8	-8	-100.00%	8	16	3		None		P,S,T,M,VP SC	8	90+ Days	
106512	THRISSUR EAST FORT	08/31/2009	Active	44	4	0	4	10.00%	40		0			N	S	0	\$899.67	
Exc Award (06/30/2017, 06/30/2021, 06/30/2020)																		
131016	Thrissur Highness	05/25/2017	Active(2)	7	2	2	0	0.00%	7	4	1			R		0	90+ Days	
97351	THRISSUR KUTTANELLUR	06/20/2006	Active	41	2	0	2	5.13%	39		1				T,M,VP,SC	2		
Exc Award (06/30/2017, 06/30/2019, 06/30/2020)																		
142111	Thrissur Pooram	07/08/2020	Active	27	4	0	4	17.39%	24		1			N	T,SC	5	90+ Days	
Exc Award (06/30/2021)																		
66991	THRISSUR SAKTHAN THAMPURAN	12/30/2002	Active	58	0	31	-31	-34.83%	92	2	4				T,M,VP,SC	6	90+ Days	



Club Health Assessment for District 318 D through March 2025

			Status	Membership							Reports					Finance	LCIF	
Club Number	Club Name	Charter Date		Current Member Count	YTD Members Added	YTD Members Dropped	YTD Net Growth	YTD Net Growth%	Member Count 12 Months Ago	Avg. length of service for dropped members	Months Since Last MMR ***	Yrs. Since Last Officer Report	President Rotation	Vice President Reported ****	Months Since Last Activity Report ***	Account Balance	Donations for current Fiscal Year	
			Number of times on status quo within last two years	If below 15 members appears					If net loss is greater than 20% appears			If no report in 3 months appears in	When more than one year appears in	Number of repeat terms	Notes the officers that do not have an active	If no report at 12 months appears in red		
Exc Award (06/30/2017, 06/30/2018, 06/30/2020)			Active	7	0	0	0	0.00%	7		8			M,VP,SC	8	90+ Days		
144441	Thrissur Thamburans	12/30/2020		24	3	1	2	9.09%	26	1	1		2	N	M	0	90+ Days	
Exc Award (06/30/2017, 06/30/2022, 06/30/2020)			Active	36	14	4	10	38.46%	30	5	2			M,VP,SC	2		\$900.27	
142640	Thrissur Thiruvambady	08/17/2020		35	2	3	-1	-2.78%	29	1	0			N		4	90+ Days	
Exc Award (06/30/2021)			Active	15	0	0	0	0.00%	15		2			M,VP,SC	8	90+ Days		
152238	Thrissur Vadakkumnathan	08/18/2022		31	2	0	2	6.90%	28		6			N	M,SC	0	90+ Days	
Exc Award (06/30/2021, 06/30/2022, 06/30/2020)			Active	32	2	0	2	6.67%	32		6		2	N	S,M,SC	7	90+ Days	
26732	TIRUR	10/13/1968		25	0	10	-10	-28.57%	35	3	3			N	M,SC	8	90+ Days	
Exc Award (06/30/2019)			Active(1)	130	1	0	1	0.78%	126		1			M,VP,SC	3		\$3,616.64	
124828	Tirurangadi	05/07/2015		103	7	0	7	7.29%	101		0			N		0	\$2,000.60	
Exc Award (06/30/2017, 06/30/2019, 06/30/2020)			Active	19	0	0	0	0.00%	21		9			R	S	8	\$901.46	
126236	Trichur Central	11/25/2015		24	3	3	0	0.00%	24	5	0			M,VP,SC	3	90+ Days		
Exc Award (06/30/2017, 06/30/2018, 06/30/2020)			Active(2)	15	2	2	0	0.00%	19	1	6			P,M,VP,SC	5		\$901.46	
128724	Trichur Green City	08/29/2016		20	0	0	0	0.00%	20		4		3		M,VP,SC	5		
Exc Award (06/30/2017, 06/30/2018, 06/30/2020)			Active	36	1	14	-13	-26.53%	49	5	0			R		7		
136063	Trichur Neermathalam	08/27/2018		47201	TRICHUR NEHRU NAGAR	04/07/1987	Exc Award (06/30/2017)											
56889	TRICHUR NORTH	04/24/1995	Exc Award (06/30/2017, 06/30/2019, 06/30/2020)															



Club Health Assessment for District 318 D through March 2025

			Status	Membership							Reports					Finance		LCIF
Club Number	Club Name	Charter Date		Current Member Count	YTD Members Added	YTD Members Dropped	YTD Net Growth	YTD Net Growth%	Member Count 12 Months Ago	Avg. length of service for dropped members	Months Since Last MMR ***	Yrs. Since Last Officer Report	President Rotation	Vice President Reported ****	Months Since Last Activity Report ***	Account Balance	Donations for current Fiscal Year	
			Number of times on status quo within last two years	If below 15 members appears					If net loss is greater than 20% appears		If no report in 3 months appears in	When more than one year appears in	Number of repeat terms	Notes the officers that do not have an active	If no report at 12 months appears in red			
128981	Trichur Royal	11/08/2016	Active	25	0	0	0	0.00%	37		7		None	N	P,SC	6	90+ Days	
Exc Award (06/30/2017, 06/30/2018, 06/30/2019)																		
54422	TRICHUR SOUTH	05/03/1993	Active	32	0	2	-2	-5.88%	34	29	3			R	M,VP,SC	4		
Exc Award (06/30/2017, 06/30/2018, 06/30/2019)																		
129563	Trichur Tigers	12/13/2016	Active(1)	19	0	0	0	0.00%	19		4				M,VP,SC	8	90+ Days	\$1,511.23
Exc Award (06/30/2017, 06/30/2018, 06/30/2019)																		
140633	Trichur Tuskers Twenty 20	01/09/2020	Active	18	6	0	6	50.00%	12		4		2		S,M,VP,SC	8	90+ Days	
Exc Award (06/30/2022)																		
33286	TRIPRAYAR	01/31/1977	Active	104	2	1	1	0.97%	115	17	0			N		7		\$26,180.00
Exc Award (06/30/2017, 06/30/2019, 06/30/2020)																		
26739	VADAKKANCHERRY	02/22/1969	Active	62	5	0	5	8.77%	56		0			N	M,VP,SC	0		\$4,509.73
Exc Award (06/30/2017, 06/30/2018, 06/30/2019)																		
39659	VADAKKANCHRY MALABAR	03/24/1981	Active	44	5	2	3	7.32%	43	6	0				M,VP,SC	8		
Exc Award (06/30/2017, 06/30/2022)																		
147525	Valanchery	07/26/2021	Active(2)	17	0	0	0	0.00%	17		8			N	M	0		
130289	Valapad	03/07/2017	Active	49	2	5	-3	-5.77%	64	3	1			N		0	90+ Days	\$802.63
Exc Award (06/30/2021, 06/30/2022, 06/30/2023)																		
152938	Valapad Excel	11/15/2022	Active	50	14	0	14	38.89%	49		1				M,VP,SC	1	90+ Days	
152957	Valapad Shining Star	11/15/2022	Active	27	0	0	0	0.00%	40		8				M,VP,SC	7	90+ Days	
143966	Vallikkunnu	12/14/2020	Active	10	0	13	-13	-56.52%	23	2	3				M,VP,SC	1	90+ Days	
Exc Award (06/30/2022)																		
148808	Varavoor	11/08/2021	Active(3)	21	0	2	-2	-8.70%	25	2	3		2		T,M,VP,SC	8	90+ Days	
56012	VATANAPPALLY	07/05/1994	Active	77	7	1	6	8.45%	74	18	0			N		0		\$802.63
Exc Award (06/30/2017, 06/30/2021, 06/30/2023)																		
148967	Vengara Town	01/24/2022	Active	20	2	12	-10	-33.33%	37	2	3		2		M,VP,SC	7	90+ Days	
144134	Venkitangu Central	12/23/2020	Active	64	9	0	9	16.36%	59		0			N	M	0		
Exc Award (06/30/2024)																		
126322	Vilwadri Pampady	12/30/2015	Active	52	17	0	17	48.57%	30		0			N		0		



Club Health Assessment for District 318 D through March 2025

INTERNATIONAL

Club Number	Club Name	Charter Date	Status	Membership							Reports				Finance	LCIF	
			Current Member Count	YTD Members Added	YTD Members Dropped	YTD Net Growth	YTD Net Growth%	Member Count 12 Months Ago	Avg. length of service for dropped members	Months Since Last MMR ***	Yrs. Since Last Officer Report	President Rotation	Vice President Reported ****	Months Since Last Activity Report ***	Account Balance	Donations for current Fiscal Year	
			Number of times on status quo within last two years	If below 15 members appears				If net loss is greater than 20% appears			If no report in 3 months appears in	When more than one year appears in	Number of repeat terms	Notes the officers that do not have an active	If no report at 12 months appears in red		
Exc Award (06/30/2017, 06/30/2022, 06/30/2025)																	
148788	Wadakkanchery Central	10/29/2021	Active	15	2	7	-5	-25.00%	28	3	3		2	M,VP,SC	7	90+ Days	
Exc Award (06/30/2022)																	
63418	WALAYAR VALLEY	06/30/2000	Active	29	3	0	3	11.54%	28		0			M,VP,SC	0		
Exc Award (06/30/2017, 06/30/2019, 06/30/2025)																	
102971	WANDOOR	06/30/2008	Active	34	7	8	-1	-2.86%	37	5	0			M,VP,SC	0	90+ Days	
Exc Award (06/30/2017, 06/30/2019, 06/30/2025)																	
138443	Wandoor Royals	06/20/2019	Active	35	8	4	4	12.90%	37	7	0		N	T,M,SC	5	90+ Days	
Exc Award (06/30/2020, 06/30/2022)																	

Clubs Cancelled Previous Fiscal Year – Clubs Cancelled within last 12 months may be reinstated

Club Number	Club Name	Charter Date	Current Status*	Cancellation Date
152559	Kondazhy	09/07/2022	Cancelled(8*)	12/29/2023
125767	Nattukal	09/14/2015	Cancelled(8*)	12/29/2023
151186	Perinthalmanna Emirates	06/20/2022	Cancelled(8*)	12/29/2023
145551	Puthanathani	03/26/2021	Cancelled(8*)	12/29/2023

Current Total Clubs Count	YTD New Clubs Count	YTD Cancelled Clubs Count	YTD Net Club Gain	Current Total Members Count	YTD Add	YTD Drop	YTD Net Growth	YTD Net Growth %	Member Count 12 Months Ago	Average Member Count Per Club	% of Clubs with less than 20 members	% No MMR in 3 Months	% No Officer Report in 12 Months	% of Clubs with balance 90+ days	Number of Clubs in Status Quo	% Status Quo Clubs in Financial Suspension	Number of Cancelled Clubs	Average Cancelled Club Age	Members Lost Due to Cancellation	% of Clubs Cancelled for Non-Financial Reasons
205	12	7	5	7,236	1,106	724	382	5.57%	7,122	35	20%	45%	0%	50%	0	0%	7	11	108	-57%

* - P - Priority Club. Cancellation Reasons: 1-Objectives/conduct, 2-Non-active club, 5-Non-existing club, 6-Disbanding, 7-Merger, 8-Financial Suspension, 9-District/Multiple District Dues.

** - Abbreviation: P-President, S-Secretary, T-Treasurer, M-Member Chairperson, VP-First Vice President, MC-Communications Chairperson, SC-Service Chairperson

*** - Abbreviation: N/R - Never reported using the Lions Clubs website, N/A - Not applicable, No password registered for the Lions Clubs website.

**** - Abbreviation: N - New, IP - Immediate Past, R - Repeat.



Club Health Assessment for District 318 E through March 2025

			Status	Membership							Reports					Finance		LCIF
Club Number	Club Name	Charter Date		Current Member Count	YTD Members Added	YTD Members Dropped	YTD Net Growth	YTD Net Growth%	Member Count 12 Months Ago	Avg. length of service for dropped members	Months Since Last MMR ***	Yrs. Since Last Officer Report	President Rotation	Vice President Reported ****	Months Since Last Activity Report ***	Account Balance	Donations for current Fiscal Year	
			Number of times on status quo within last two years	If below 15 members appears				If net loss is greater than 20% appears			If no report in 3 months appears in	When more than one year appears in	Number of repeat terms	Notes the officers that do not have an active	If no report at 12 months red			
Clubs less than two years old																		
156123	Alakode Paithal Valley	09/26/2023	Active	31	1	5	-4	-11.43%	26	1	0		2	N	8	90+ Days	\$867.22	
155022	Alavil Stalwarts	07/05/2023	Active	23	4	7	-3	-11.54%	30	1	1			VP,SC	3			
155546	Aravanchal	08/04/2023	Active	28	6	3	3	12.00%	28	1	0		2	N	SC			0
172377	Calicut Euphoria	06/25/2024	Active	43	23	0	23	115.00%	0		1		2		M,VP,SC			5
172439	Calicut Gateway	06/25/2024	Active	11	0	9	-9	-45.00%	0	0	4		2		M,VP,SC			7
156825	Calicut Greater	12/29/2023	Active	39	7	8	-1	-2.50%	42	2	3			N	M,SC	7	\$121.83	
176097	Calicut Gulmohar	10/17/2024	Active	26	26	0	26	100.00%	0		2				M,VP,SC	3		
171944	Calicut Lady Legends	06/21/2024	Active	13	1	8	-7	-35.00%	0	0	3				M,VP,SC	7		
155454	Calicut New Waves	08/01/2023	Active	30	7	3	4	15.38%	27	1	2			N		2		
Exc Award (06/30/2024)																		
178780	Irulam	09/25/2024	Active	34	34	0	34	100.00%	0		6			N	N/R	90+ Days	\$2,300.15	
155858	Kakkayangad	09/25/2023	Active	29	3	2	1	3.57%	28	1	5		2		M,VP,SC	6		
156181	Karappuzha	04/19/2024	Cancelled(8*)	0	0	20	-20	-100.00%	0	1	11		None		P,S,T,M,VP SC	8		
156005	Kasaragod Vidyanagar Youngsters	09/28/2023	Active	20	0	0	0	0.00%	20		18	1	None		P,S,T,M,VP SC	N/R		
180414	Moolankave	01/24/2025	Newly Chartered	24	24	0	24	100.00%	0		0			N	M	N/A		
156360	Muliyar	11/20/2023	Active	22	0	4	-4	-15.38%	26	2	3		2		M,VP,SC	5	90+ Days	
157456	Naduvannur	06/21/2024	Active	20	0	0	0	0.00%	0		1		2		T,M,VP,SC	5	90+ Days	
155497	Palazhi Crystal	08/03/2023	Cancelled(8*)	0	0	19	-19	-100.00%	25	1	5		None		P,S,T,M,VP SC	7	90+ Days	
173316	PARIYARAM ASPIRE	07/05/2024	Active	25	25	0	25	100.00%	0		3			N	M,SC	N/A	90+ Days	
155670	Perambra Town	09/25/2023	Active	15	0	6	-6	-28.57%	21	1	1		2	N	SC	6		
156203	Periya Town	10/18/2023	Active	21	0	3	-3	-12.50%	25	1	3		2	R		3		
177443	Pulingome Palavayal	08/20/2024	Active	45	45	0	45	100.00%	0		7			N		4		
155663	Ramanattukara	08/18/2023	Active	30	1	0	1	3.45%	36		7		2	R		0		



Club Health Assessment for District 318 E through March 2025

			Status	Membership							Reports					Finance		LCIF
Club Number	Club Name	Charter Date		Current Member Count	YTD Members Added	YTD Members Dropped	YTD Net Growth	YTD Net Growth%	Member Count 12 Months Ago	Avg. length of service for dropped members	Months Since Last MMR ***	Yrs. Since Last Officer Report	President Rotation	Vice President Reported ****	Months Since Last Activity Report ***	Account Balance	Donations for current Fiscal Year	
			Number of times on status quo within last two years	If below 15 members appears				If net loss is greater than 20% appears			If no report in 3 months appears in	When more than one year appears in	Number of repeat terms	Notes the officers that do not have an active	If no report at 12 months red			
171597	Thalassery Golden Stars	06/21/2024	Active	21	2	1	1	5.00%	0	0	2		2	M,VP,SC	5			
155054	Vaduvanchal	07/11/2023	Active(1)	29	2	2	0	0.00%	29	1	6			N	6			
Clubs more than two years old																		
142279	Ajanur	07/21/2020	Active(1)	44	0	0	0	0.00%	44		4			N	M,SC	8	90+ Days \$539.08	
Exc Award (06/30/2021)																		
58490	ALAKODE	06/19/1996	Active	62	2	1	1	1.64%	61	18	3			N	M,SC	8	\$2,000.12	
Exc Award (06/30/2018, 06/30/2019, 06/30/2020)																		
129187	Alavil	11/09/2016	Active	79	8	2	6	8.22%	76	3	2			R	T	2		
Exc Award (06/30/2021, 06/30/2022, 06/30/2023)																		
109446	AMBALAVAYAL	10/06/2010	Active	28	3	1	2	7.69%	26	5	1			N	T	0	\$2,800.68	
Exc Award (06/30/2018, 06/30/2022, 06/30/2023)																		
109769	ANANDASHRAM	11/29/2010	Active	54	2	0	2	3.85%	52		3			R	SC	0	\$2,100.15	
Exc Award (06/30/2023, 06/30/2024)																		
152832	Anjarakandy	11/09/2022	Cancelled(8*)	0	0	25	-25	-100.00%	25	2	3	1	None	P,S,T,M,VP SC	7	90+ Days		
118551	AYANCHERI	01/03/2013	Cancelled(8*)	0	0	13	-13	-100.00%	13	7	3	1	None	P,S,T,M,VP SC	8	90+ Days		
37108	BADAGARA	05/07/1979	Active	67	4	2	2	3.08%	67	1	0			N	M,SC	5	\$1,299.55	
Exc Award (06/30/2018, 06/30/2021, 06/30/2023)																		
45550	BALUSSERY	11/15/1985	Active(1)	48	4	6	-2	-4.00%	43	14	1			M,VP,SC	3	\$951.18		
130942	Balusserly Town	05/15/2017	Active	23	0	0	0	0.00%	23		10			N	T	7		
Exc Award (06/30/2024)																		
88478	BANDADUKKA	05/31/2005	Active	37	6	0	6	19.35%	31		1			M,VP,SC	6	90+ Days \$119.80		
Exc Award (06/30/2023)																		
131935	BATHERY TOWN	07/04/2017	Active(2)	39	2	0	2	5.41%	28		8			S,T,M,VP,SC	8	90+ Days		
Exc Award (06/30/2019)																		
133648	Beenachi	02/19/2018	Active(2)	46	23	0	23	100.00%	27		2			M,VP,SC	7			
148298	Bekal	09/16/2021	Cancelled(8*)	0	0	20	-20	-100.00%	20	3	10		None	P,S,T,M,VP SC	7	90+ Days		
126971	Bekal Fort	03/18/2016	Active(1)	24	0	0	0	0.00%	24		9			P,M,VP,SC	7	90+ Days \$1,209.70		
Exc Award (06/30/2017, 06/30/2018, 06/30/2020)																		



Club Health Assessment for District 318 E through March 2025

			Status	Membership							Reports					Finance		LCIF
Club Number	Club Name	Charter Date		Current Member Count	YTD Members Added	YTD Members Dropped	YTD Net Growth	YTD Net Growth%	Member Count 12 Months Ago	Avg. length of service for dropped members	Months Since Last MMR ***	Yrs. Since Last Officer Report	President Rotation	Vice President Reported ****	Months Since Last Activity Report ***	Account Balance	Donations for current Fiscal Year	
			Number of times on status quo within last two years	If below 15 members appears				If net loss is greater than 20% appears			If no report in 3 months appears in	When more than one year appears in	Number of repeat terms	Notes the officers that do not have an active	If no report at 12 months appears in red			
152225	Bovikanam	08/24/2022	Cancelled(8*)	0	0	16	-16	-100.00%	16	2	3	1	None	P,S,T,M,VP SC	7	90+ Days		
26685	CALICUT	12/31/1959	Active	98	7	4	3	3.16%	95	13	2			N	M,SC	5	\$4,070.12	
	Exc Award (06/30/2017, 06/30/2018, 06/30/20																	
153573	Calicut All Stars	03/30/2023	Cancelled(8*)	0	0	20	-20	-100.00%	20	2	20	1	None	P,S,T,M,VP SC	8	90+ Days		
66376	CALICUT BEACH	06/28/2002	Active(2)	30	2	0	2	7.14%	28		8			M,VP,SC	7	90+ Days	\$1,000.06	
	Exc Award (06/30/2017, 06/30/2018, 06/30/20																	
59914	CALICUT CENTRAL	08/01/1997	Active	25	10	12	-2	-7.41%	27	7	2		2	M,VP,SC	7	90+ Days		
	Exc Award (06/30/2017, 06/30/2018)																	
108444	CALICUT CITY	05/25/2010	Active(1)	13	0	0	0	0.00%	13		2			M,VP,SC	7	90+ Days		
	Exc Award (06/30/2017, 06/30/2018, 06/30/20																	
101631	CALICUT DAFFODILS	03/27/2008	Active	52	12	3	9	20.93%	47	2	2			N	M,VP	2	\$899.99	
	Exc Award (06/30/2017, 06/30/2023, 06/30/20																	
130143	Calicut Diamonds	02/21/2017	Active(1)	52	6	6	0	0.00%	59	3	2			N	S,M,SC	7		
	Exc Award (06/30/2019)																	
55395	CALICUT EAST	03/11/1994	Active	88	3	19	-16	-15.38%	92	3	3			N	T,M,VP,SC	3	\$2,703.28	
	Exc Award (06/30/2017, 06/30/2018, 06/30/20																	
117477	CALICUT EMERALD	07/27/2012	Active	22	5	0	5	29.41%	20		8			M,VP,SC	3	\$1,000.30		
	Exc Award (06/30/2017, 06/30/2019)																	
117755	CALICUT GARNET	08/29/2012	Active	27	4	1	3	12.50%	29	7	1		2	N	M,VP,SC	8		
	Exc Award (06/30/2018)																	
151772	Calicut Goodness	07/29/2022	Active	40	5	0	5	14.29%	29		5			N	T	6	\$479.12	
	Exc Award (06/30/2023)																	
115776	CALICUT GREEN CITY	12/29/2011	Cancelled(8*)	0	1	10	-9	-100.00%	9	11	3		None	P,S,T,M,VP SC	8	90+ Days		
	Exc Award (06/30/2019)																	
60617	CALICUT METRO	04/06/1998	Cancelled(8*)	0	0	15	-15	-100.00%	15	11	3	1	None	P,S,T,M,VP SC	7	90+ Days		
111454	CALICUT METROPOLITAN	06/24/2011	Cancelled(8*)	0	0	17	-17	-100.00%	17	14	3	3	None	P,S,T,M,VP SC	7	90+ Days		
115464	CALICUT NORTH	10/31/2011	Active	32	4	3	1	3.23%	39	2	0			N	T,SC	6		
	Exc Award (06/30/2018, 06/30/2021, 06/30/20																	



Club Health Assessment for District 318 E through March 2025

			Status	Membership							Reports					Finance		LCIF
Club Number	Club Name	Charter Date		Current Member Count	YTD Members Added	YTD Members Dropped	YTD Net Growth	YTD Net Growth%	Member Count 12 Months Ago	Avg. length of service for dropped members	Months Since Last MMR ***	Yrs. Since Last Officer Report	President Rotation	Vice President Reported ****	Months Since Last Activity Report ***	Account Balance	Donations for current Fiscal Year	
			Number of times on status quo within last two years	If below 15 members appears				If net loss is greater than 20% appears			If no report in 3 months appears in	When more than one year appears in	Number of repeat terms	Notes the officers that do not have an active	If no report at 12 months red			
136739	Calicut Pantheerankavu	11/12/2018	Active	18	0	0	0	0.00%	26		8			M,VP,SC	6			
143534	Calicut Platinum	11/23/2020	Active(2)	21	8	7	1	5.00%	20	3	3			M,VP,SC	7			
153212	Calicut Professionals	02/10/2023	Cancelled(8*)	0	3	23	-20	-100.00%	20	1	3		None	P,S,T,M,VP SC VP	7	90+ Days		
149591	Calicut Rural	01/25/2022	Active(1)	15	15	15	0	0.00%	17	3	2				7			
99582	CALICUT SAPPHIRE	06/08/2007	Active	60	9	0	9	17.65%	49		1		N		0		\$2,000.06	
	Exc Award (06/30/2017, 06/30/2018, 06/30/20																	
60838	CALICUT SILVER HILLS	06/01/1998	Active	115	13	14	-1	-0.86%	118	8	1		N	M	2		\$7,000.42	
	Exc Award (06/30/2017, 06/30/2018, 06/30/20																	
144680	Calicut Smart City	12/31/2020	Cancelled(6*)	0	0	0	0	0.00%	25		1	1	None	P,S,T,M,VP SC	7	90+ Days		
125971	Calicut Solitaire	11/03/2015	Active	33	6	3	3	10.00%	27	7	1			P,T,M,VP,SC	8		\$961.99	
	Exc Award (06/30/2019, 06/30/2021)																	
57809	CALICUT SOUTH	01/29/1996	Active	20	0	0	0	0.00%	19		9			T,M,VP,SC	7		\$1,000.06	
	Exc Award (06/30/2017, 06/30/2018)																	
132093	Calicut Syamanthaka	07/04/2017	Active	33	0	1	-1	-2.94%	35	5	2			M,VP,SC	3	90+ Days	\$1,000.06	
	Exc Award (06/30/2023)																	
61088	CALICUT TOWN	08/18/1998	Active(2)	13	13	17	-4	-23.53%	17	17	2		3	N	7			
	Exc Award (06/30/2017)																	
115703	CALICUT WEST	12/13/2011	Active(3)	16	2	0	2	14.29%	17		6			T,M,VP,SC	7		\$119.80	
	Exc Award (06/30/2019)																	
121381	Calicut Zamorians	02/17/2014	Active	65	13	5	8	14.04%	49	4	0		N		0		\$7,492.37	
	Exc Award (06/30/2018, 06/30/2019, 06/30/20																	
26686	CANNANORE	04/26/1960	Active	118	11	5	6	5.36%	122	21	0		N		4		\$2,001.20	
	Exc Award (06/30/2017, 06/30/2018, 06/30/20																	
44598	CANNANORE NORTH	01/17/1985	Active	42	4	5	-1	-2.33%	46	9	3		N	M	5			
	Exc Award (06/30/2017, 06/30/2023, 06/30/20																	
48571	CANNANORE SOUTH	05/10/1988	Active	52	3	3	0	0.00%	54	18	0		N	T,M,SC	7		\$359.39	
	Exc Award (06/30/2018, 06/30/2019, 06/30/20																	
130708	Chakkarakkal Town	06/17/2017	Active	34	3	9	-6	-15.00%	40	5	4		R	M,VP,SC	6			



Club Health Assessment for District 318 E through March 2025

			Status	Membership							Reports					Finance		LCIF
Club Number	Club Name	Charter Date		Current Member Count	YTD Members Added	YTD Members Dropped	YTD Net Growth	YTD Net Growth%	Member Count 12 Months Ago	Avg. length of service for dropped members	Months Since Last MMR ***	Yrs. Since Last Officer Report	President Rotation	Vice President Reported ****	Months Since Last Activity Report ***	Account Balance	Donations for current Fiscal Year	
			Number of times on status quo within last two years	If below 15 members appears				If net loss is greater than 20% appears			If no report in 3 months appears in	When more than one year appears in	Number of repeat terms	Notes the officers that do not have an active	If no report at 12 months appears in red			
Exc Award (06/30/2021, 06/30/2023)																		
142408	Chalode Crown	07/28/2020	Active	26	3	0	3	13.04%	23		7			N	5		\$201.26	
127215	Chandhragiri	06/13/2016	Active	37	2	8	-6	-13.95%	43	5	1			M,VP,SC	7	90+ Days		
Exc Award (06/30/2021)																		
136740	Chavassery	11/13/2018	Active	39	1	4	-3	-7.14%	45	3	3			N	1		\$856.54	
Exc Award (06/30/2021, 06/30/2023, 06/30/2024)																		
130359	Cheemeni	03/15/2017	Active	28	0	0	0	0.00%	33		4			VP	6			
Exc Award (06/30/2019)																		
128792	Cheeral	09/22/2016	Active(2)	12	0	7	-7	-36.84%	20	5	3			S,T,M,VP,SC	7	90+ Days		
115652	CHEMPERI	12/02/2011	Active	27	0	0	0	0.00%	28		9			N	6		\$1,000.06	
Exc Award (06/30/2017, 06/30/2018, 06/30/2024)																		
148033	Cherkala	09/07/2021	Active(1)	39	0	0	0	0.00%	45		9	1	None	P,S,T,M,VP SC	7	90+ Days		
Exc Award (06/30/2024)																		
141789	Cherukunnu	06/19/2020	Active	41	7	10	-3	-6.82%	47	3	1			N	2		\$1,000.06	
Exc Award (06/30/2021, 06/30/2024)																		
58342	CHERUPUZHA	05/29/1996	Active	53	8	3	5	10.42%	51	6	1			T,M,VP,SC	3			
Exc Award (06/30/2017, 06/30/2018, 06/30/2024)																		
130033	Cherupuzha Town	03/02/2017	Active	42	2	0	2	5.00%	38		1			M,VP,SC	5			
Exc Award (06/30/2018, 06/30/2024)																		
151256	Cheruvanchery Town	06/21/2022	Active(1)	20	0	2	-2	-9.09%	22	2	7			M,VP,SC	7			
92333	CHERUVATHUR	12/16/2005	Active	23	2	2	0	0.00%	24	16	3		2	N	6			
Exc Award (06/30/2018)																		
128824	Chirakkal	10/13/2016	Active(2)	31	3	12	-9	-22.50%	39	5	1			N	2	90+ Days		
Exc Award (06/30/2018, 06/30/2024)																		
124775	Chittarikkal	04/29/2015	Active	45	7	6	1	2.27%	44	7	1			T,M,VP,SC	7			
Exc Award (06/30/2022, 06/30/2024)																		
127194	Choyyamkode	04/19/2016	Active	26	10	0	10	62.50%	19		7			S,M,VP,SC	6			
Exc Award (06/30/2018, 06/30/2019)																		
131448	Chulliyode	06/19/2017	Active(2)	21	0	0	0	0.00%	20		10			P,S,T,M,VP SC	7			



Club Health Assessment for District 318 E through March 2025

			Status	Membership							Reports					Finance		LCIF
Club Number	Club Name	Charter Date		Current Member Count	YTD Members Added	YTD Members Dropped	YTD Net Growth	YTD Net Growth%	Member Count 12 Months Ago	Avg. length of service for dropped members	Months Since Last MMR ***	Yrs. Since Last Officer Report	President Rotation	Vice President Reported ****	Months Since Last Activity Report ***	Account Balance	Donations for current Fiscal Year	
			Number of times on status quo within last two years	If below 15 members appears				If net loss is greater than 20% appears			If no report in 3 months appears in	When more than one year appears in	Number of repeat terms	Notes the officers that do not have an active	If no report at 12 months appears in red			
138651	Dharmadam	06/21/2019	Active	22	0	5	-5	-18.52%	27	2	3			M,VP,SC	6	90+ Days		
	Exc Award (06/30/2024)																	
148029	Eachur	09/13/2021	Cancelled(8*)	0	0	26	-26	-100.00%	26	3	18	1	None	P,S,T,M,VP SC	7	90+ Days		
124460	Ezhimala	03/25/2015	Active	22	0	2	-2	-8.33%	37	2	2			T,M,VP,SC	6			
	Exc Award (06/30/2018)																	
118664	HOSDURG	01/29/2013	Active	31	0	0	0	0.00%	35		1			N P,T,M	7		\$119.80	
	Exc Award (06/30/2019)																	
39781	IRITTY	04/20/1981	Active	85	9	1	8	10.39%	72	4	1			N M,VP,SC	6		\$2,000.12	
	Exc Award (06/30/2017, 06/30/2023, 06/30/2024)																	
153183	Iritty City	12/09/2022	Active(1)	25	0	0	0	0.00%	23		6			M,VP,SC	7	90+ Days		
	Exc Award (06/30/2024)																	
148031	Kadirur	09/13/2021	Cancelled(8*)	0	0	25	-25	-100.00%	25	3	17		None	P,S,T,M,VP SC	6	90+ Days		
148633	Kadirur Town	10/18/2021	Active(1)	61	0	0	0	0.00%	61		8			M,VP,SC	7			
	Exc Award (06/30/2023, 06/30/2024)																	
39782	KALPETTA	04/03/1981	Active	20	0	0	0	0.00%	21		10			R P,S,M,VP	7		\$1,800.62	
132022	Kambalakkad	07/04/2017	Active	30	0	0	0	0.00%	30		7		None	P,T,M,VP,SC	7	90+ Days		
	Exc Award (06/30/2023)																	
26697	KANHANGAD	05/28/1967	Active	98	8	2	6	6.52%	104	34	1			N	2		\$119.80	
	Exc Award (06/30/2017, 06/30/2019)																	
67020	KANHANGAD TOWN	12/30/2002	Active	32	2	0	2	6.67%	32		8		None	P,T,M,VP,SC	6		\$119.80	
	Exc Award (06/30/2018, 06/30/2019)																	
117375	KANNUR CENTRAL	07/06/2012	Active(1)	14	0	1	-1	-6.67%	19	13	0			M,VP,SC	7	90+ Days		
	Exc Award (06/30/2019)																	
137983	Kannur Crown	05/29/2019	Active(2)	20	5	2	3	17.65%	25	4	2			M,VP,SC	1			
117491	KANNUR FORT CITY	07/31/2012	Active	23	0	1	-1	-4.17%	24	12	3			T,M,VP,SC	6			
	Exc Award (06/30/2017, 06/30/2018, 06/30/2020)																	
144483	Kannur Mavericks	12/30/2020	Active	40	6	6	0	0.00%	40	5	0			N SC	1		\$751.12	
	Exc Award (06/30/2022, 06/30/2023, 06/30/2024)																	



Club Health Assessment for District 318 E through March 2025

			Status	Membership							Reports					Finance		LCIF
Club Number	Club Name	Charter Date		Current Member Count	YTD Members Added	YTD Members Dropped	YTD Net Growth	YTD Net Growth%	Member Count 12 Months Ago	Avg. length of service for dropped members	Months Since Last MMR ***	Yrs. Since Last Officer Report	President Rotation	Vice President Reported ****	Months Since Last Activity Report ***	Account Balance	Donations for current Fiscal Year	
			Number of times on status quo within last two years	If below 15 members appears				If net loss is greater than 20% appears			If no report in 3 months appears in	When more than one year appears in	Number of repeat terms	Notes the officers that do not have an active	If no report at 12 months appears in red			
129549	Karivellur	02/06/2017	Active	42	7	3	4	10.53%	35	6	2		2	R	M,SC	3		\$1,810.89
	Exc Award (06/30/2023, 06/30/2024)																	
120067	Karuvanchal	07/31/2013	Active	45	17	1	16	55.17%	29	0	2				S,T,VP,SC	7	90+ Days	
	Exc Award (06/30/2022)																	
119745	Karuvanchal Town	06/24/2013	Active	26	2	2	0	0.00%	31	8	0			N	T,M	7	90+ Days	
	Exc Award (06/30/2022)																	
26699	KASARAGOD	01/14/1964	Active	44	1	2	-1	-2.22%	45	6	0			N	VP	5		\$239.59
	Exc Award (06/30/2018, 06/30/2022, 06/30/2024)																	
143507	Kasaragod Town	11/18/2020	Active	26	0	0	0	0.00%	27		9			N	M,SC	6	90+ Days	
	Exc Award (06/30/2024)																	
123302	Kasaragod Vidyanagar	10/08/2014	Active	62	1	8	-7	-10.14%	68	5	0			N	T,M	9		\$419.29
	Exc Award (06/30/2017, 06/30/2018, 06/30/2024)																	
64431	KELAKAM	06/18/2001	Active	24	1	7	-6	-20.00%	30	8	1			N	T,M	6	90+ Days	
105546	KENICHIRA	05/27/2009	Active	57	0	0	0	0.00%	59		3		None		P,T,M,VP,SC	7	90+ Days	
153610	Koduvally	03/13/2023	Cancelled(8*)	0	0	21	-21	-100.00%	23	2	11	1	None		P,S,T,M,VP SC	8	90+ Days	
154062	Koduvally Town	03/31/2023	Cancelled(8*)	0	0	20	-20	-100.00%	20	2	3	1	None		P,S,T,M,VP SC	7	90+ Days	
139912	Kolichal	10/01/2019	Active	59	0	0	0	0.00%	57		6			N	T,SC	8		\$1,903.54
	Exc Award (06/30/2023)																	
109103	KOTTAKUNNU	08/20/2010	Active	21	5	4	1	5.00%	21	4	3				M,VP,SC	5	90+ Days	
149695	Kozhikode Easthill	01/28/2022	Cancelled(8*)	0	2	12	-10	-100.00%	10	3	5		None		P,S,T,M,VP SC	6	90+ Days	
98245	KOZHICODE ELITE	01/05/2007	Active	38	0	0	0	0.00%	34		8			N	S,T,VP	5		\$2,000.12
	Exc Award (06/30/2019)																	
118952	KOZHICODE NANMA	03/26/2013	Active	43	8	0	8	22.86%	36		2			N	T	1		\$1,754.77
	Exc Award (06/30/2017, 06/30/2019, 06/30/2024)																	
52417	KOZHICODE-FEROKE	01/10/1992	Active	53	0	2	-2	-3.64%	58	17	1				M,VP,SC	6		
	Exc Award (06/30/2017, 06/30/2018, 06/30/2024)																	
127085	Kundamkuzhy	04/07/2016	Active	23	4	4	0	0.00%	23	6	1				M,VP,SC	7		\$119.80
	Exc Award (06/30/2021)																	



Club Health Assessment for District 318 E through March 2025

			Status	Membership							Reports					Finance		LCIF
Club Number	Club Name	Charter Date		Current Member Count	YTD Members Added	YTD Members Dropped	YTD Net Growth	YTD Net Growth%	Member Count 12 Months Ago	Avg. length of service for dropped members	Months Since Last MMR ***	Yrs. Since Last Officer Report	President Rotation	Vice President Reported ****	Months Since Last Activity Report ***	Account Balance	Donations for current Fiscal Year	
			Number of times on status quo within last two years	If below 15 members appears					If net loss is greater than 20% appears		If no report in 3 months appears in	When more than one year appears in	Number of repeat terms	Notes the officers that do not have an active	If no report at 12 months appears in red			
137252	Kunhimangalam	01/17/2019	Active(1)	42	2	11	-9	-17.65%	40	2	0			N	M,SC	4		\$1,000.06
Exc Award (06/30/2020, 06/30/2022, 06/30/2024)																		
110140	KUNNAMANGALAM	01/19/2011	Active	20	3	4	-1	-4.76%	21	11	4		None		P,T,M,VP,SC	3		
Exc Award (06/30/2017, 06/30/2021, 06/30/2024)																		
26704	KUTHUPARAMBA	10/21/1969	Active	116	2	4	-2	-1.69%	121	11	2			R	M,SC	0		\$4,982.81
Exc Award (06/30/2017, 06/30/2018, 06/30/2024)																		
132625	Kuthuparamba City	10/26/2017	Active	48	13	4	9	23.08%	42	6	1		2	R	S,M,VP,SC	2		\$1,000.06
148052	Kuthuparamba Heritage City	11/17/2021	Cancelled(8*)	0	0	13	-13	-100.00%	13	2	4		None		P,S,T,M,VP SC	6	90+ Days	
152824	Kuthuparamba Yuva	10/28/2022	Cancelled(8*)	0	0	20	-20	-100.00%	20	2	3	1	None		P,S,T,M,VP SC	7	90+ Days	
61768	KUTTIADI	04/02/1999	Active	16	4	1	3	23.08%	13	14	3				T,M,VP,SC	15		
152321	Kuttikol	08/30/2022	Active	35	5	0	5	16.67%	28		8				T,M,VP,SC	6		\$119.80
Exc Award (06/30/2024)																		
53725	MAHE	10/01/1992	Active	87	11	1	10	12.99%	75	3	0			N	VP	7		\$4,900.29
Exc Award (06/30/2017, 06/30/2018, 06/30/2024)																		
62094	MAMBARAM	06/14/1999	Active(1)	22	0	0	0	0.00%	22		3				T,M,VP,SC	3		
Exc Award (06/30/2017, 06/30/2019)																		
105751	MANANTHAVADY	06/10/2009	Active(1)	17	0	0	0	0.00%	17		14	1	None		P,S,T,M,VP SC	19		
26705	MANJESHWAR-UPPALA L C	11/29/1973	Active(1)	30	0	0	0	0.00%	30		9				P,S,T,M,VP SC	14		
Exc Award (06/30/2017)																		
148059	Mathamangalam	09/09/2021	Active(1)	32	1	5	-4	-11.11%	39	3	3		2		M,VP	3		\$800.84
Exc Award (06/30/2024)																		
133112	Mathil	11/29/2017	Cancelled(8*)	0	0	20	-20	-100.00%	22	5	0	1	None		P,S,T,M,VP SC	7	90+ Days	
Exc Award (06/30/2022)																		
49146	MATTANUR	01/09/1989	Active	67	1	4	-3	-4.29%	74	17	0			N		17		\$335.43
Exc Award (06/30/2018, 06/30/2019, 06/30/2024)																		
132000	Mattanur Airport City	07/04/2017	Active(1)	43	7	3	4	10.26%	39	7	4			R	M,SC	1	90+ Days	\$579.81
Exc Award (06/30/2021)																		
152865	Mattanur Samarppana	10/25/2022	Active	16	2	9	-7	-30.43%	23	2	4				M,VP,SC	7	90+ Days	



Club Health Assessment for District 318 E through March 2025

			Status	Membership							Reports					Finance		LCIF
Club Number	Club Name	Charter Date		Current Member Count	YTD Members Added	YTD Members Dropped	YTD Net Growth	YTD Net Growth%	Member Count 12 Months Ago	Avg. length of service for dropped members	Months Since Last MMR ***	Yrs. Since Last Officer Report	President Rotation	Vice President Reported ****	Months Since Last Activity Report ***	Account Balance	Donations for current Fiscal Year	
			Number of times on status quo within last two years	If below 15 members appears					If net loss is greater than 20% appears		If no report in 3 months appears in	When more than one year appears in	Number of repeat terms	Notes the officers that do not have an active	If no report at 12 months appears in red			
152831	Mayyil	11/02/2022	Active	36	5	5	0	0.00%	33	1	1			M,VP,SC	0		\$2,239.53	
Exc Award (06/30/2024)																		
105484	MEENANGADI	05/12/2009	Active(2)	14	0	0	0	0.00%	14		16	1	None	P,S,T,M,VP SC	7	90+ Days		
154028	Meppadi	03/30/2023	Cancelled(8*)	0	0	20	-20	-100.00%	20	2	3	1	None	P,S,T,M,VP SC	7	90+ Days		
110402	MUKKOM EAST	03/01/2011	Cancelled(8*)	0	0	26	-26	-100.00%	26	12	3	1	None	P,S,T,M,VP SC	7	90+ Days		
130311	Mulleria	04/18/2017	Active	28	1	0	1	3.70%	27		2			N	M,VP,SC	5	\$299.49	
Exc Award (06/30/2021, 06/30/2022)																		
47539	NADAPURAM	06/23/1987	Active(2)	17	0	0	0	0.00%	21		9			N	S,VP,SC	6	90+ Days	
136940	Nayattupara	01/10/2019	Active(2)	22	0	0	0	0.00%	22		7				T,M,VP,SC	5	90+ Days	
60743	NILESHWAR	05/05/1998	Active	40	5	3	2	5.26%	40	14	1			N	S,M,SC	1	\$1,119.86	
Exc Award (06/30/2017, 06/30/2019)																		
66369	NILESHWAR NORTH	06/28/2002	Active	29	9	1	8	38.10%	21	0	5			N	T,M,SC	6	\$2,000.12	
Exc Award (06/30/2018)																		
117154	NILESHWAR TOWN	06/14/2012	Active	40	2	0	2	5.26%	42		8				M,VP,SC	8	\$119.80	
Exc Award (06/30/2018, 06/30/2019)																		
56841	ORKKATTERI	04/04/1995	Active	28	0	0	0	0.00%	29		8				M,VP,SC	18		
Exc Award (06/30/2018)																		
130232	Padichira	03/15/2017	Active	16	1	2	-1	-5.88%	17	8	1		None	P,T,M,VP,SC	14			
133606	Padiyotuchal	03/22/2018	Active	60	14	1	13	27.66%	54	2	3				M,VP,SC	8		
Exc Award (06/30/2022, 06/30/2023)																		
108476	PALAKKUNNU	05/26/2010	Active	28	2	0	2	7.69%	31		3			N	T	16	\$179.69	
Exc Award (06/30/2021, 06/30/2023)																		
125791	Panamaram Plam Grove	10/05/2015	Active(2)	14	0	3	-3	-17.65%	17	6	5				M,VP,SC	7	90+ Days	
50603	PANOOR	05/22/1990	Active	56	1	1	0	0.00%	54	2	2			N	P	7		
Exc Award (06/30/2017, 06/30/2019, 06/30/2020)																		
115466	PARASSINIKADAVU	10/31/2011	Active	41	7	2	5	13.89%	47	13	4			N	M,VP,SC	5	\$1,201.35	
Exc Award (06/30/2019, 06/30/2022, 06/30/2020)																		
125848	Payyannur Perumba	09/28/2015	Active(1)	18	18	25	-7	-28.00%	25	7	2			R	M	17		



Club Health Assessment for District 318 E through March 2025

			Status	Membership							Reports					Finance		LCIF	
Club Number	Club Name	Charter Date		Current Member Count	YTD Members Added	YTD Members Dropped	YTD Net Growth	YTD Net Growth%	Member Count 12 Months Ago	Avg. length of service for dropped members	Months Since Last MMR ***	Yrs. Since Last Officer Report	President Rotation	Vice President Reported ****	Months Since Last Activity Report ***	Account Balance	Donations for current Fiscal Year		
			Number of times on status quo within last two years	If below 15 members appears					If net loss is greater than 20% appears					If no report in 3 months appears in	When more than one year appears in	Number of repeat terms	Notes the officers that do not have an active	If no report at 12 months appears in red	
Exc Award (06/30/2017)																			
145486	Payyannur Signora	03/04/2021	Active	32	0	0	0	0.00%	42		6				M,VP,SC	N/A	90+ Days	\$1,137.83	
Exc Award (06/30/2023)																			
26719	PAYYANUR	11/10/1966	Active	130	3	7	-4	-2.99%	135	5	2				T,M,VP,SC	16		\$9,603.23	
Exc Award (06/30/2017, 06/30/2018, 06/30/2020)																			
148008	Payyanur Crown	10/18/2021	Cancelled(8*)	0	0	10	-10	-100.00%	10	3	16	1	None		P,S,T,M,VP SC	7	90+ Days		
149673	Payyanur Platinum	04/22/2022	Cancelled(8*)	0	2	12	-10	-100.00%	10	2	0		None		P,S,T,M,VP SC	7	90+ Days		
118145	PAYYAVOOR	10/25/2012	Active	23	4	10	-6	-20.69%	29	7	0				T,M,VP,SC	14			
Exc Award (06/30/2022)																			
45629	PAYYOLI	12/17/1985	Active	46	1	1	0	0.00%	54	6	2			N	T,M,SC	20		\$1,000.06	
Exc Award (06/30/2021, 06/30/2022, 06/30/2024)																			
41807	PERAMBRA	08/09/1982	Active	33	6	0	6	22.22%	29		0			N	VP,SC	0		\$1,598.98	
Exc Award (06/30/2017, 06/30/2024)																			
108608	PERAVOOR TOWN	06/11/2010	Active	19	1	2	-1	-5.00%	20	8	3				M,VP,SC	7			
120966	Perumpadave	12/17/2013	Active	35	2	2	0	0.00%	35	11	1			N	M,VP,SC	2		\$999.70	
Exc Award (06/30/2022)																			
133918	Pilathara	03/01/2018	Active	47	3	0	3	6.82%	43		5			N	T	0		\$3,801.23	
Exc Award (06/30/2021, 06/30/2022, 06/30/2024)																			
129143	Poinachi	11/08/2016	Active	24	1	0	1	4.35%	23		8				S,T,M,VP,SC	15		\$119.80	
Exc Award (06/30/2019, 06/30/2024)																			
118225	PUDUPPADY	11/01/2012	Active(1)	16	0	12	-12	-42.86%	34	8	2			R	P,T,VP,SC	7	90+ Days	\$359.39	
57879	PULPALLY	02/19/1996	Active	57	0	5	-5	-8.06%	56	14	4				P,T,M,VP,SC	6		\$900.31	
Exc Award (06/30/2017, 06/30/2024)																			
150917	Purameri	06/13/2022	Active(2)	17	0	0	0	0.00%	17		16	1	None		P,S,T,M,VP SC	7	90+ Days		
36638	QUILANDY	02/08/1979	Active	48	2	0	2	4.35%	48		1			N		0		\$598.98	
Exc Award (06/30/2021, 06/30/2023)																			
104232	SREEKANDAPURAM TOWN	12/29/2008	Active(1)	29	0	1	-1	-3.33%	32	4	8		5	N	P,T,M,SC	2			
Exc Award (06/30/2021, 06/30/2022)																			



Club Health Assessment for District 318 E through March 2025

			Status	Membership						Reports					Finance		LCIF
Club Number	Club Name	Charter Date		Current Member Count	YTD Members Added	YTD Members Dropped	YTD Net Growth	YTD Net Growth%	Member Count 12 Months Ago	Avg. length of service for dropped members	Months Since Last MMR ***	Yrs. Since Last Officer Report	President Rotation	Vice President Reported ****	Months Since Last Activity Report ***	Account Balance	Donations for current Fiscal Year
			Number of times on status quo within last two years	If below 15 members appears				If net loss is greater than 20% appears			If no report in 3 months appears in	When more than one year appears in	Number of repeat terms	Notes the officers that do not have an active	If no report at 12 months appears in red		
28218	SULTANS BATTERY	03/18/1974	Active	68	0	0	0	0.00%	66		9			M,VP,SC	20		
	Exc Award (06/30/2019)																
26728	TALIPARAMBA	03/31/1968	Active	72	6	2	4	5.88%	66	15	0			T,M,VP,SC	1		\$293.50
	Exc Award (06/30/2023)																
26729	TELLICHERRY	02/12/1962	Active	146	13	2	11	8.15%	126	12	1		N	P	2		\$3,000.12
	Exc Award (06/01/2024, 06/30/2017, 06/30/20)																
151257	Tellichery Laurels	06/29/2022	Cancelled(8*)	0	0	17	-17	-100.00%	17	3	3		None	P,S,T,M,VP SC	7	90+ Days	
125792	Thalassery City	09/21/2015	Active(1)	20	0	3	-3	-13.04%	23	7	0		R	T,M,SC	16		
	Exc Award (06/30/2018, 06/30/2019)																
146151	Thalassery Midtown	06/01/2021	Active(3)	23	8	11	-3	-11.54%	24	2	0			T,M,VP,SC	8		
46225	THAMARASERRY	05/22/1986	Active	32	3	0	3	10.34%	31		2			M,VP,SC	7		
	Exc Award (06/30/2017)																
53243	THIRUVAMBADY	06/02/1992	Active(1)	14	0	1	-1	-6.67%	18	7	0			M,VP,SC	7	90+ Days	
148060	Thurayur	11/02/2021	Cancelled(8*)	0	0	11	-11	-100.00%	11	3	19	1	None	P,S,T,M,VP SC	7	90+ Days	
132748	Trikaripur	12/06/2017	Active	51	7	0	7	15.91%	48		0		N	T	2		
	Exc Award (06/30/2019, 06/30/2022)																
111518	ULIKKAL	06/30/2011	Active	25	0	0	0	0.00%	23		10		N	T	6		
	Exc Award (06/30/2017)																
110581	VADAKARA MIDTOWN	03/17/2011	Active	51	7	1	6	13.33%	49	8	3			P,M,VP,SC	8		\$1,000.06
	Exc Award (06/30/2017, 06/30/2019, 06/30/20)																
143335	Vadakara Tarjane	11/02/2020	Active(1)	34	2	9	-7	-17.07%	41	3	3		R	T,M,SC	3		\$359.39
	Exc Award (06/30/2021)																
118659	VAKERY	01/28/2013	Active	36	2	1	1	2.86%	35	10	4		N	P,T,SC	7		
	Exc Award (06/30/2017, 06/30/2018, 06/30/20)																
122096	Vallithode	05/07/2014	Active	23	0	3	-3	-11.54%	24	6	5		R		0		
	Exc Award (06/30/2019, 06/30/2024)																
126042	Varam	11/19/2015	Active(1)	21	1	0	1	5.00%	20		5		2	M,VP,SC	7	90+ Days	
	Exc Award (06/30/2018)																



Club Health Assessment for District 318 E through March 2025

			Status	Membership							Reports					Finance	LCIF
Club Number	Club Name	Charter Date		Current Member Count	YTD Members Added	YTD Members Dropped	YTD Net Growth	YTD Net Growth%	Member Count 12 Months Ago	Avg. length of service for dropped members	Months Since Last MMR ***	Yrs. Since Last Officer Report	President Rotation	Vice President Reported ****	Months Since Last Activity Report ***	Account Balance	Donations for current Fiscal Year
			Number of times on status quo within last two years	If below 15 members appears				If net loss is greater than 20% appears			If no report in 3 months appears in	When more than one year appears in	Number of repeat terms	Notes the officers that do not have an active	If no report at 12 months appears in red		
117914	VATAKARA CENTRAL Exc Award (06/30/2018)	09/28/2012	Active(1)	24	0	5	-5	-17.24%	29	8	2			P,M,VP,SC	6	90+ Days	
133905	Vatakara Royals Exc Award (06/30/2021)	05/21/2018	Cancelled(8*)	0	0	17	-17	-100.00%	17	6	3	1	None	P,S,T,M,VP SC	7	90+ Days	
104233	VELLARIKUNDU	12/29/2008	Active	27	6	1	5	22.73%	22	14	7			P,M,VP,SC	4		\$1,000.90
149596	Wayanad Hill Valley	01/20/2022	Active(1)	26	0	0	0	0.00%	26		7			P,M,VP,SC	17		

Clubs Cancelled Previous Fiscal Year – Clubs Cancelled within last 12 months may be reinstated

Club Number	Club Name	Charter Date	Current Status*	Cancellation Date
103911	CHALODE	11/18/2008	Cancelled(8*)	12/29/2023
64238	CHOMBALA	04/30/2001	Cancelled(8*)	12/29/2023
88902	MOKKAM TOWN	06/30/2005	Cancelled(8*)	12/29/2023
150008	Nellikatta	05/13/2022	Cancelled(8*)	08/29/2023
111769	PADNEKAD	08/03/2011	Cancelled(8*)	09/29/2023

Current Total Clubs Count	YTD New Clubs Count	YTD Cancelled Clubs Count	YTD Net Club Gain	Current Total Members Count	YTD Add	YTD Drop	YTD Net Growth	YTD Net Growth %	Member Count 12 Months Ago	Average Member Count Per Club	% of Clubs with less than 20 members	% No MMR in 3 Months	% No Officer Report in 12 Months	% of Clubs with balance 90+ days	Number of Clubs in Status Quo	% Status Quo Clubs in Financial Suspension	Number of Cancelled Clubs	Average Cancelled Club Age	Members Lost Due to Cancellation	% of Clubs Cancelled for Non-Financial Reasons
165	5	27	-22	6,187	746	948	-202	-3.16%	6,439	37	13%	52%	3%	27%	0	0%	27	8	468	-15%

* - P - Priority Club. Cancellation Reasons: 1-Objectives/conduct, 2-Non-active club, 5-Non-existing club, 6-Disbanding, 7-Merger, 8-Financial Suspension, 9-District/Multiple District Dues.

** - Abbreviation: P-President, S-Secretary, T-Treasurer, M-Member Chairperson, VP-First Vice President, MC-Communications Chairperson, SC-Service Chairperson

*** - Abbreviation: N/R - Never reported using the Lions Clubs website, N/A - Not applicable, No password registered for the Lions Clubs website.

**** - Abbreviation: N - New, IP - Immediate Past, R - Repeat.



Club Health Assessment for District 320 A through March 2025

			Status	Membership							Reports					Finance		LCIF
Club Number	Club Name	Charter Date		Current Member Count	YTD Members Added	YTD Members Dropped	YTD Net Growth	YTD Net Growth%	Member Count 12 Months Ago	Avg. length of service for dropped members	Months Since Last MMR ***	Yrs. Since Last Officer Report	President Rotation	Vice President Reported ****	Months Since Last Activity Report ***	Account Balance	Donations for current Fiscal Year	
			Number of times on status quo within last two years	If below 15 members appears				If net loss is greater than 20% appears			If no report in 3 months appears in	When more than one year appears in	Number of repeat terms	Notes the officers that do not have an active	If no report at 12 months red			
Clubs less than two years old																		
172374	Damargidda	06/21/2024	Active(1)	20	0	0	0	0.00%	0		9		2	T,M,VP,SC	1	90+ Days		
172440	Devarkadra	06/21/2024	Cancelled(8*)	0	0	22	-22	-100.00%	0	1	0		None	P,S,T,M,VP SC	1	90+ Days		
172334	Hunasagi	06/20/2024	Active(1)	39	0	0	0	0.00%	0		9		2	M,VP,SC	1			
157865	Hyderabad Apoorva	05/20/2024	Active	14	0	6	-6	-30.00%	0	1	3		2	S,T,M,VP,SC	1			
180568	Hyderabad Bhooja	02/04/2025	Newly Chartered	50	50	0	50	100.00%	0		1			M,VP,SC	1			
181256	Hyderabad Chitraseema	03/17/2025	Newly Chartered	22	22	0	22	100.00%	0		0			T,M,VP,SC	N/R			
154890	Hyderabad Jewels	06/20/2023	Active	19	0	1	-1	-5.00%	20	4	12		None	P,M,VP,SC	1	90+ Days		
178620	Hyderabad Kacham	10/21/2024	Active	24	27	3	24	100.00%	0	0	3			N	S,M,SC	1	90+ Days	
179877	Hyderabad New Mahanagaram	01/02/2025	Newly Chartered	21	21	0	21	100.00%	0		2			N	M,VP,SC	1		
172249	Hyderabad North Leo	06/20/2024	Active	26	3	0	3	13.04%	0		6		2	M,VP,SC	4	90+ Days		
175559	Hyderabad Telangana	08/19/2024	Active	21	21	0	21	100.00%	0		7			S,M,VP,SC	1	90+ Days		
176541	Hyderabad Vanitha Bharath	10/07/2024	Active	21	21	0	21	100.00%	0		5			S,T,M,VP,SC	1	90+ Days		
154921	Hyderabad Young	06/21/2023	Active	8	1	13	-12	-60.00%	20	5	3		3	S,M,VP,SC	1	90+ Days		
172428	Jogulamba Gadwal	06/21/2024	Active(1)	21	0	0	0	0.00%	0		9		2	M,VP,SC	1			
179719	Mahabubnagar Suprabhath	12/12/2024	Active	20	20	0	20	100.00%	0		3			N	SC	1		
172299	Saidapur	06/20/2024	Active(1)	25	0	0	0	0.00%	0		9		2	M,VP,SC	1			
173567	Sedam Kagina	07/16/2024	Active	25	29	4	25	100.00%	0	0	0			S,M,VP,SC	1		\$1,000.00	
156186	Surpur	09/30/2023	Active(1)	44	0	2	-2	-4.35%	46	1	1		2	T,M,VP,SC	1	90+ Days	\$1,000.00	
156187	Yadgir	09/30/2023	Active(1)	28	0	10	-10	-26.32%	38	1	3		2	P,M,VP,SC	1	90+ Days		
Clubs more than two years old																		
47930	ACHAMPET	12/09/1987	Active	41	3	0	3	7.89%	57		2			T,M,VP,SC	1			
	Exc Award (06/30/2016, 06/30/2019, 06/30/20																	
46783	AMANGAL	12/01/1986	Active	241	28	3	25	11.57%	227	8	0			N	T,M,SC	1	\$8,200.29	



Club Health Assessment for District 320 A through March 2025

			Status	Membership							Reports					Finance	LCIF
Club Number	Club Name	Charter Date		Current Member Count	YTD Members Added	YTD Members Dropped	YTD Net Growth	YTD Net Growth%	Member Count 12 Months Ago	Avg. length of service for dropped members	Months Since Last MMR ***	Yrs. Since Last Officer Report	President Rotation	Vice President Reported ****	Months Since Last Activity Report ***	Account Balance	Donations for current Fiscal Year
			Number of times on status quo within last two years	If below 15 members appears					If net loss is greater than 20% appears			If no report in 3 months appears in	When more than one year appears in	Number of repeat terms	Notes the officers that do not have an active	If no report at 12 months appears in red	
Exc Award (06/30/2016, 06/30/2017, 06/30/2026519 BANJARA HILLS 10/18/1973			Active	102	9	5	4	4.08%	115	2	2			R	1		\$2,000.30
Exc Award (06/30/2018, 06/30/2021, 06/30/2026531 GULBARGA 09/18/1963			Active(1)	13	0	0	0	0.00%	14		9		3	R	T,SC	1	90+ Days
56384 GULBARGA NRUPATUNGA 12/28/1994			Active	32	0	0	0	0.00%	32		8				P,S,M,VP,SC	1	90+ Days
Exc Award (06/30/2016, 06/30/2019, 06/30/20121357 Gurumatkal Seva Sadan 02/12/2014			Active	16	0	0	0	0.00%	18		9			IP	P,S,M,SC	1	90+ Days
Exc Award (06/30/2021) 131664 Hayathnagar Centennial 07/04/2017			Active	50	18	2	16	47.06%	38	5	0			R	M,SC	0	\$2,000.00
Exc Award (06/30/2021, 06/30/2022, 06/30/2026532 HYDERABAD 04/05/1958			Active	153	8	5	3	2.00%	155	15	1			N		1	\$3,099.99
Exc Award (06/30/2016, 06/30/2017, 06/30/20105122 HYDERABAD SAMSKRUTHI 04/01/2009			Active(1)	17	5	2	3	21.43%	17	1	0				M,VP,SC	1	
Exc Award (06/30/2018, 06/30/2022, 06/30/20148773 Hyderabad Southern Stars 10/29/2021			Active(1)	22	3	4	-1	-4.35%	20	2	2			N	T,M	1	90+ Days
Exc Award (06/30/2023) 111316 HYDERABAD AADARSH 06/06/2011			Active	43	24	24	0	0.00%	42	4	1			N	S,VP,SC	1	\$1,000.00
Exc Award (06/30/2017, 06/30/2018, 06/30/20112144 HYDERABAD ABHAYA BANJARA 08/30/2011			Active	48	18	6	12	33.33%	34	2	2				T,VP	1	\$3,000.00
Exc Award (06/30/2017, 06/30/2018, 06/30/20137553 Hyderabad Athena 05/21/2019			Active	32	2	4	-2	-5.88%	26	5	2		2		M,VP,SC	1	\$1,000.00
Exc Award (06/30/2023, 06/30/2024) 100690 HYDERABAD BALAJI NAGAR 11/29/2007			Active	24	1	1	0	0.00%	20	0	8			N	M,SC	1	90+ Days
Exc Award (06/30/2016, 06/30/2022, 06/30/2026534 HYDERABAD BHAGYANAGAR 08/24/1972			Active	34	3	1	2	6.25%	34	1	3			N	M	1	\$3,000.01
Exc Award (06/30/2016, 06/30/2019, 06/30/20148699 Hyderabad Bharani 10/21/2021			Active(1)	14	6	7	-1	-6.67%	15	3	1				M,VP,SC	1	\$1,000.00
Exc Award (06/30/2023)																	



Club Health Assessment for District 320 A through March 2025

			Status	Membership							Reports					Finance		LCIF
Club Number	Club Name	Charter Date		Current Member Count	YTD Members Added	YTD Members Dropped	YTD Net Growth	YTD Net Growth%	Member Count 12 Months Ago	Avg. length of service for dropped members	Months Since Last MMR ***	Yrs. Since Last Officer Report	President Rotation	Vice President Reported ****	Months Since Last Activity Report ***	Account Balance	Donations for current Fiscal Year	
			Number of times on status quo within last two years	If below 15 members appears				If net loss is greater than 20% appears			If no report in 3 months appears in	When more than one year appears in	Number of repeat terms	Notes the officers that do not have an active	If no report at 12 months appears in red			
152117	Hyderabad Bharat Ratna Visvesvaraya Exc Award (06/30/2023)	08/05/2022	Cancelled(8*)	0	0	18	-18	-100.00%	18	2	2		None	P,S,T,M,VP SC	4	90+ Days		
131660	Hyderabad Centennial Exc Award (06/30/2018, 06/30/2019, 06/30/2020)	07/04/2017	Active	20	1	4	-3	-13.04%	44	5	7			R S,T,VP	1			
143673	Hyderabad City Circle Jubilee Exc Award (06/30/2012)	11/23/2020	Active(1)	9	0	0	0	0.00%	9		12		3	T,M,VP,SC	1	90+ Days		
152099	Hyderabad Connect Supreme Exc Award (06/30/2023)	08/22/2022	Active(2)	14	0	0	0	0.00%	44		7		2	P,T,M,VP,SC	1			
135858	Hyderabad Corporate Exc Award (06/30/2023)	07/04/2018	Active(1)	17	0	0	0	0.00%	17		12		8	M,VP,SC	1			
152521	Hyderabad Cybercity Exc Award (06/30/2023)	08/31/2022	Cancelled(8*)	0	0	20	-20	-100.00%	20	3	3		None	P,S,T,M,VP SC	4	90+ Days		
46175	HYDERABAD DECCAN Exc Award (06/30/2016, 06/30/2017, 06/30/2020)	05/09/1986	Active	51	0	0	0	0.00%	53		6			M,VP,SC	1		\$6,000.00	
135385	Hyderabad Dharani Exc Award (06/30/2021, 06/30/2022, 06/30/2020)	07/04/2018	Active(1)	25	7	4	3	13.64%	20	1	3		N	T,M,SC	1		\$1,000.00	
146595	Hyderabad Elite Navaratna Exc Award (06/30/2023)	06/08/2021	Active	31	6	0	6	24.00%	26		2		N	M	0		\$1,000.00	
67549	HYDERABAD EVEREST Exc Award (06/30/2017, 06/30/2019, 06/30/2020)	03/20/2003	Active	103	8	0	8	8.42%	103		3			T,VP	1		\$1,000.00	
119994	Hyderabad Gangotri Exc Award (06/30/2016, 06/30/2021, 06/30/2020)	07/16/2013	Active	38	11	13	-2	-5.00%	39	2	0		N		1		\$1,000.00	
111439	HYDERABAD GEMS Exc Award (06/30/2023)	06/21/2011	Active	23	0	0	0	0.00%	23		12		2	S,T,M,VP,SC	1			
153808	Hyderabad Greater Exc Award (06/30/2017, 06/30/2019, 06/30/2020)	03/22/2023	Cancelled(8*)	0	0	22	-22	-100.00%	23	4	2		None	P,S,T,M,VP SC	4	90+ Days		
108583	HYDERABAD HEALTH CITY Exc Award (06/30/2017, 06/30/2019, 06/30/2020)	06/10/2010	Active(1)	17	1	0	1	6.25%	16		8			P,M,VP,SC	1			
60809	HYDERABAD HI-TECH CITY Exc Award (06/30/2018, 06/30/2022, 06/30/2020)	05/26/1998	Active	23	1	0	1	4.55%	22		3		N	P,VP	1			



Club Health Assessment for District 320 A through March 2025

			Status	Membership						Reports					Finance		LCIF
Club Number	Club Name	Charter Date		Current Member Count	YTD Members Added	YTD Members Dropped	YTD Net Growth	YTD Net Growth%	Member Count 12 Months Ago	Avg. length of service for dropped members	Months Since Last MMR ***	Yrs. Since Last Officer Report	President Rotation	Vice President Reported ****	Months Since Last Activity Report ***	Account Balance	Donations for current Fiscal Year
			Number of times on status quo within last two years	If below 15 members appears				If net loss is greater than 20% appears			If no report in 3 months appears in	When more than one year appears in	Number of repeat terms	Notes the officers that do not have an active	If no report at 12 months appears in red		
144200	Hyderabad Jaibharath	12/24/2020	Active	40	1	0	1	2.56%	45		7			N	1	90+ Days	\$1,000.00
	Exc Award (06/30/2021, 06/30/2023, 06/30/2025)																
118149	HYDERABAD KARMANGHAT	10/25/2012	Active	15	0	1	-1	-6.25%	13	4	4		2	N	P,M,SC	1	
	Exc Award (06/30/2018, 06/30/2019, 06/30/2020)																
152034	Hyderabad Krishnaveni	08/31/2022	Active(1)	25	0	0	0	0.00%	25		12				S,T,M,VP,SC	1	90+ Days
	Exc Award (06/30/2023)																
55908	HYDERABAD KUKATPALLY	06/27/1994	Active	22	4	1	3	15.79%	19	14	5			N	P,VP	1	90+ Days
	Exc Award (06/30/2016, 06/30/2017, 06/30/2020)																
135138	Hyderabad Legend Centennial	06/11/2018	Active	26	1	0	1	4.00%	26		0			N		1	\$4,000.01
	Exc Award (06/30/2021, 06/30/2022, 06/30/2023)																
148547	Hyderabad Mahanagaram	10/05/2021	Cancelled(8*)	0	0	39	-39	-100.00%	37	1	3		None		P,S,T,M,VP SC	1	90+ Days
66730	HYDERABAD MAJESTIC	10/16/2002	Active	11	0	0	0	0.00%	11		14			N	T,M,SC	1	
	Exc Award (06/30/2020)																
100257	HYDERABAD MEGA CITY	09/20/2007	Active	116	15	0	15	14.85%	95		2			N		1	\$5,000.00
	Exc Award (06/30/2016, 06/30/2017, 06/30/2020)																
135747	Hyderabad Navabharath	07/04/2018	Active	26	2	5	-3	-10.34%	26	3	4			N		0	90+ Days
	Exc Award (06/30/2022, 06/30/2023)																
78049	HYDERABAD NEO ELITE	01/14/2004	Active	32	0	0	0	0.00%	32		13				M,VP,SC	1	
	Exc Award (06/30/2017, 06/30/2019, 06/30/2020)																
99455	HYDERABAD NEW CENTURY	06/28/2007	Active	28	0	2	-2	-6.67%	30	0	8			N		1	\$59.90
	Exc Award (06/30/2019, 06/30/2020, 06/30/2021)																
26533	HYDERABAD NORTH	03/02/1965	Active	147	31	22	9	6.52%	150	2	0				S,M,VP,SC	1	\$8,999.98
	Exc Award (06/30/2017, 06/30/2018, 06/30/2020)																
59892	HYDERABAD PEARLS	08/06/1997	Active	23	3	0	3	15.00%	17		5				M,VP,SC	1	\$1,000.00
	Exc Award (06/30/2019, 06/30/2021, 06/30/2022)																
103502	HYDERABAD PETALS	08/27/2008	Active	31	1	0	1	3.33%	26		2			N	P,M,VP	1	
	Exc Award (06/30/2018, 06/30/2021, 06/30/2022)																
148177	Hyderabad Pioneers	09/13/2021	Active	21	0	2	-2	-8.70%	21	0	5				S,T,M,VP,SC	1	\$3,000.00
	Exc Award (06/30/2023)																




Club Health Assessment for District 320 A through March 2025

			Status	Membership						Reports					Finance		LCIF
Club Number	Club Name	Charter Date		Current Member Count	YTD Members Added	YTD Members Dropped	YTD Net Growth	YTD Net Growth%	Member Count 12 Months Ago	Avg. length of service for dropped members	Months Since Last MMR ***	Yrs. Since Last Officer Report	President Rotation	Vice President Reported ****	Months Since Last Activity Report ***	Account Balance	Donations for current Fiscal Year
			Number of times on status quo within last two years	If below 15 members appears				If net loss is greater than 20% appears			If no report in 3 months appears in	When more than one year appears in	Number of repeat terms	Notes the officers that do not have an active	If no report at 12 months appears in red		
104415	HYDERABAD PRAGATHI	01/15/2009	Active(2)	16	0	0	0	0.00%	16		6			N	1	90+ Days	
	Exc Award (06/30/2018, 06/30/2019, 06/30/2020)																
52218	HYDERABAD PRASHANTH	12/02/1991	Active	15	0	1	-1	-6.25%	18	6	3			N	T,SC	1	\$1,000.00
	Exc Award (06/30/2021, 06/30/2022, 06/30/2023)																
116819	HYDERABAD SHALIVAHANA	05/10/2012	Active	33	11	1	10	43.48%	31	2	2			R	M	0	\$100.01
	Exc Award (06/30/2016, 06/30/2017, 06/30/2020)																
143705	Hyderabad Shanthi	12/14/2020	Cancelled(8*)	0	0	22	-22	-100.00%	22	3	12		None		P,S,T,M,VP SC	4	90+ Days
	Exc Award (06/30/2021, 06/30/2022)																
100694	HYDERABAD STARS	11/29/2007	Active	43	13	13	0	0.00%	43	10	0		2		S,T,M,VP,SC	1	
	Exc Award (06/30/2016, 06/30/2017, 06/30/2020)																
100391	HYDERABAD SUN CITY	10/16/2007	Cancelled(8*)	0	0	22	-22	-100.00%	24	12	1		None		P,S,T,M,VP SC	4	90+ Days
	Exc Award (06/30/2019, 06/30/2021, 06/30/2023)																
152134	Hyderabad Viswas	09/01/2022	Active(2)	23	9	18	-9	-28.13%	28	2	3			N	T,M,SC	1	90+ Days
	Exc Award (06/30/2023)																
138142	Hyderabad Yuva	05/20/2019	Active(2)	19	1	1	0	0.00%	22	3	3		7	R	M	1	
	Exc Award (06/30/2023)																
149824	Hyderabad Yuvabharat	02/07/2022	Active(1)	13	0	0	0	0.00%	13		7				T,M,VP,SC	1	90+ Days
	Exc Award (06/30/2023)																
47932	JADCHERLA	12/08/1987	Active	54	10	3	7	14.89%	42	25	2			N	S,T,M,VP,SC	1	
	Exc Award (06/30/2017, 06/30/2018, 06/30/2020)																
118919	JILLELLAGUDA GEETANJALI	03/12/2013	Active	55	6	0	6	12.24%	64		7			N	T,M,SC	1	
	Exc Award (06/30/2016, 06/30/2017, 06/30/2020)																
152152	Kalwakurthy	08/22/2022	Active(1)	33	0	3	-3	-8.33%	55	2	3		3		M,VP,SC	1	90+ Days
	Exc Award (06/30/2023)																
100251	KANDUKUR	09/20/2007	Active	34	0	0	0	0.00%	38		9			R	P,M,SC	1	\$1,000.00
	Exc Award (06/30/2021, 06/30/2022, 06/30/2023)																
50678	KODANGAL	06/07/1990	Active	49	10	1	9	22.50%	40	1	1				T,M,VP,SC	1	\$1,000.00
	Exc Award (06/30/2019, 06/30/2023)																
56326	KOSGI	12/13/1994	Active	26	2	0	2	8.33%	24		5				P,T,M,VP,SC	1	
	Exc Award (06/30/2019)																
26544	MAHABUBNAGAR	04/09/1973	Active	60	2	3	-1	-1.64%	66	11	2				VP,SC	0	\$4,000.00



Club Health Assessment for District 320 A through March 2025

			Status	Membership						Reports					Finance		LCIF
Club Number	Club Name	Charter Date		Current Member Count	YTD Members Added	YTD Members Dropped	YTD Net Growth	YTD Net Growth%	Member Count 12 Months Ago	Avg. length of service for dropped members	Months Since Last MMR ***	Yrs. Since Last Officer Report	President Rotation	Vice President Reported ****	Months Since Last Activity Report ***	Account Balance	Donations for current Fiscal Year
			Number of times on status quo within last two years	If below 15 members appears				If net loss is greater than 20% appears			If no report in 3 months appears in	When more than one year appears in	Number of repeat terms	Notes the officers that do not have an active	If no report at 12 months appears in red		
Exc Award (06/30/2016, 06/30/2021, 06/30/2022)	51379 MAHABUBNAGAR PALAMOOF	03/01/1991	Active	58	5	8	-3	-4.92%	59	12	0			N	P,T,SC	1	\$6,000.00
Exc Award (06/30/2016, 06/30/2017, 06/30/2022)	68618 MAKTHAL BHEEMA	04/15/2003	Active	58	0	0	0	0.00%	69		7				T,M,VP,SC	1	
Exc Award (06/30/2016, 06/30/2022, 06/30/2023)	148230 Manvi	09/14/2021	Active	24	0	0	0	0.00%	24		12				T,M,VP,SC	1	90+ Days
Exc Award (06/30/2023)	51914 NAGARKURNOOL	07/02/1991	Active	43	1	0	1	2.38%	39		8			N		4	\$3,000.01
Exc Award (06/30/2016, 06/30/2022)	37750 NARAYANPET	11/29/1979	Active	102	6	67	-61	-37.42%	144	1	3			N	P,SC	0	\$1,000.00
Exc Award (06/30/2018, 06/30/2021, 06/30/2022)	109504 NARAYANPET TOWN	10/15/2010	Active	32	1	1	0	0.00%	38	1	1				T,M,VP,SC	1	\$1,000.00
Exc Award (06/30/2018, 06/30/2022, 06/30/2023)	26561 RAICHUR	09/15/1966	Active	139	6	0	6	4.51%	133		2			N	VP	1	\$3,000.00
Exc Award (06/30/2016, 06/30/2017, 06/30/2022)	83151 RAICHUR HERITAGE	09/15/2004	Active	15	0	0	0	0.00%	12		3			N	VP,SC	1	\$1,000.01
Exc Award (06/30/2017, 06/30/2018, 06/30/2022)	38105 SEDAM	02/26/1980	Active	46	1	0	1	2.22%	49		1			N	T	1	
Exc Award (06/30/2017, 06/30/2018, 06/30/2022)	117442 SHADNAGAR SEVA SANKALP	07/23/2012	Active	21	3	0	3	16.67%	25		2		2	N	T,SC	1	90+ Days
Exc Award (06/30/2018, 06/30/2023)	111768 SHADNAGAR STARS	08/04/2011	Active(1)	19	1	3	-2	-9.52%	21	4	5				T,M,VP,SC	1	90+ Days
Exc Award (06/30/2023)	54918 SHADNAGAR TOWN	10/04/1993	Active	31	1	5	-4	-11.43%	36	9	0		2	N	M,SC	1	
Exc Award (06/30/2018, 06/30/2022, 06/30/2023)	57240 SHAHAPUR	07/18/1995	Active	81	0	0	0	0.00%	87		9				P,S,T,M,VP SC	1	
Exc Award (06/30/2019, 06/30/2023)	149118 Sirwar	12/03/2021	Active(1)	27	1	13	-12	-30.77%	39	2	2				M,VP,SC	1	90+ Days
Exc Award (06/30/2024)	31689 TANDUR	02/05/1976	Active	66	4	0	4	6.45%	79		6			R		1	



Club Health Assessment for District 320 A through March 2025

			Status	Membership							Reports					Finance	LCIF
Club Number	Club Name	Charter Date		Current Member Count	YTD Members Added	YTD Members Dropped	YTD Net Growth	YTD Net Growth%	Member Count 12 Months Ago	Avg. length of service for dropped members	Months Since Last MMR ***	Yrs. Since Last Officer Report	President Rotation	Vice President Reported ****	Months Since Last Activity Report ***	Account Balance	Donations for current Fiscal Year
			Number of times on status quo within last two years	If below 15 members appears				If net loss is greater than 20% appears			If no report in 3 months appears in	When more than one year appears in	Number of repeat terms		Notes the officers that do not have an active	If no report at 12 months appears in red	
Exc Award (06/30/2016, 06/30/2017, 06/30/2020) 152102 Utkur 08/08/2022 Exc Award (06/30/2023)			Active	25	3	0	3	13.64%	30		8			N S,T,M,VP	1	90+ Days	

Clubs Cancelled Previous Fiscal Year – Clubs Cancelled within last 12 months may be reinstated

Club Number	Club Name	Charter Date	Current Status*	Cancellation Date
152332	Chaitanyapuri	08/31/2022	Cancelled(8*)	12/29/2023
152032	Hyderabad Divi	08/31/2022	Cancelled(8*)	07/29/2023
147981	Hyderabad Mailardevpally	08/23/2021	Cancelled(8*)	07/29/2023
152047	Hyderabad Prakruthi	08/31/2022	Cancelled(8*)	02/29/2024
144561	Hyderabad Satyam	12/28/2020	Cancelled(8*)	12/29/2023

Current Total Clubs Count	YTD New Clubs Count	YTD Cancelled Clubs Count	YTD Net Club Gain	Current Total Members Count	YTD Add	YTD Drop	YTD Net Growth	YTD Net Growth %	Member Count 12 Months Ago	Average Member Count Per Club	% of Clubs with less than 20 members	% No MMR in 3 Months	% No Officer Report in 12 Months	% of Clubs with balance 90+ days	Number of Clubs in Status Quo	% Status Quo Clubs in Financial Suspension	Number of Cancelled Clubs	Average Cancelled Club Age	Members Lost Due to Cancellation	% of Clubs Cancelled for Non-Financial Reasons
90	8	7	1	3,524	533	463	70	2.03%	3,468	39	21%	62%	0%	31%	0	0%	7	6	165	-71%

* - P - Priority Club. Cancellation Reasons: 1-Objectives/conduct, 2-Non-active club, 5-Non-existing club, 6-Disbanding, 7-Merger, 8-Financial Suspension, 9-District/Multiple District Dues.

** - Abbreviation: P-President, S-Secretary, T-Treasurer, M-Member Chairperson, VP-First Vice President, MC-Communications Chairperson, SC-Service Chairperson

*** - Abbreviation: N/R - Never reported using the Lions Clubs website, N/A - Not applicable, No password registered for the Lions Clubs website.

**** - Abbreviation: N - New, IP - Immediate Past, R - Repeat.



Club Health Assessment for District 320 B through March 2025

			Status	Membership							Reports					Finance		LCIF
Club Number	Club Name	Charter Date		Current Member Count	YTD Members Added	YTD Members Dropped	YTD Net Growth	YTD Net Growth%	Member Count 12 Months Ago	Avg. length of service for dropped members	Months Since Last MMR ***	Yrs. Since Last Officer Report	President Rotation	Vice President Reported ****	Months Since Last Activity Report ***	Account Balance	Donations for current Fiscal Year	
			Number of times on status quo within last two years	If below 15 members appears					If net loss is greater than 20% appears		If no report in 3 months appears in	When more than one year appears in	Number of repeat terms	Notes the officers that do not have an active	If no report at 12 months appears in red			
Clubs less than two years old																		
175782	Charminar Meridian Campus	09/19/2024	Active	20	20	0	20	100.00%	0		6			M,VP,SC	N/A			
157284	Cyberabad Crystals	02/02/2024	Active	21	2	2	0	0.00%	21	0	0		2	R	M,SC	0	90+ Days \$10.00	
179256	Dammaiguda	01/06/2025	Newly Chartered	20	20	0	20	100.00%	0		2			T,M,VP,SC	N/A			
176199	Hyderabad Adithya	08/13/2024	Active	20	20	0	20	100.00%	0		7			M,VP,SC	2	90+ Days		
180905	Hyderabad Canton Park	02/18/2025	Newly Chartered	28	28	0	28	100.00%	0		0		N	M,SC	N/R			
178397	Hyderabad Capital Stars	09/18/2024	Active	30	30	0	30	100.00%	0		0			M,VP,SC	0			
155561	Hyderabad Challengers	08/25/2023	Active	29	0	0	0	0.00%	20		9		2	S,M,VP,SC	0			
175766	Hyderabad Elite Engineers	09/30/2024	Active	20	20	0	20	100.00%	0		6			M,VP,SC	0	90+ Days		
154077	Hyderabad Giants Stanley	05/09/2023	Active	20	0	0	0	0.00%	20		10		IP	S,T,M,SC	0			
176957	Hyderabad Nayapul	08/12/2024	Active	20	20	0	20	100.00%	0		7			M,VP,SC	2			
180644	Hyderabad OSM	02/21/2025	Newly Chartered	20	20	0	20	100.00%	0		1			M,VP,SC	N/R			
180139	Hyderabad Princess Durru Shehvar Campus	03/06/2025	Newly Chartered	20	20	0	20	100.00%	0		0			M,VP,SC	N/R			
175767	Hyderabad Sri Venkata Padmavathi Campus	07/31/2024	Active	20	20	0	20	100.00%	0		8			M,VP,SC	2			
175478	Hyderabad Veterans	08/12/2024	Active	21	30	9	21	100.00%	0	0	4		N		0			
156266	Khairatabad	09/29/2023	Active	23	0	20	-20	-46.51%	20	2	2		2	T,M,VP,SC	0			
176449	Secunderabad Aarya	09/05/2024	Active	12	30	18	12	100.00%	0	2	0			M,VP,SC	0			
171935	Secunderabad Abhaya	06/12/2024	Cancelled(8*)	0	0	22	-22	-100.00%	0	1	0		None	P,S,T,M,VP SC	8	90+ Days		
155569	Secunderabad Supreme	08/25/2023	Active	20	0	0	0	0.00%	20		10		2	T,M,VP,SC	0			
156286	Uppal Jubilant Jaguars	09/30/2023	Cancelled(8*)	0	0	28	-28	-100.00%	28	1	2		None	P,S,T,M,VP SC	5	90+ Days		
Clubs more than two years old																		
54314	ALWAL	04/05/1993	Active	35	0	0	0	0.00%	43		0			R	SC	0	\$321.24	
95065	ALWAL SAHARA	01/17/2006	Active	36	1	9	-8	-18.18%	44	6	0			N	VP,SC	0	\$10.00	



Club Health Assessment for District 320 B through March 2025

			Status	Membership							Reports					Finance		LCIF
Club Number	Club Name	Charter Date		Current Member Count	YTD Members Added	YTD Members Dropped	YTD Net Growth	YTD Net Growth%	Member Count 12 Months Ago	Avg. length of service for dropped members	Months Since Last MMR ***	Yrs. Since Last Officer Report	President Rotation	Vice President Reported ****	Months Since Last Activity Report ***	Account Balance	Donations for current Fiscal Year	
			Number of times on status quo within last two years	If below 15 members appears				If net loss is greater than 20% appears			If no report in 3 months appears in	When more than one year appears in	Number of repeat terms	Notes the officers that do not have an active	If no report at 12 months appears in red			
Exc Award (06/30/2019, 06/30/2022, 06/30/2025)																		
137308	Attapur Infra	02/17/2019	Active	18	0	0	0	0.00%	18		9		2	N	S,T,M,SC	0		
34712	BALANAGAR	11/22/1977	Active	53	4	7	-3	-5.36%	47	7	1			IP	SC	0	\$1,215.49	
Exc Award (06/30/2019, 06/30/2022)																		
122194	Balanagar Elite	05/14/2014	Active	17	1	0	1	6.25%	16		1			R	T	0		
111446	BOWRAMPET	06/21/2011	Active	23	2	0	2	9.52%	20		2			N	M,VP,SC	0		
131606	Charminar Centenary	07/04/2017	Active(2)	22	0	0	0	0.00%	22		0		2		T,M,VP,SC	0		
Exc Award (06/30/2019)																		
119533	Hyderabad Attapoor	06/07/2013	Active(1)	84	0	0	0	0.00%	84		10		2	R	S,T,M,VP,SC	0		
120408	Hyderabad Gajularamaram	09/25/2013	Active(1)	21	5	0	5	31.25%	16		0			R	M	0		
149575	Hyderabad Generous Hearts	02/09/2022	Active(1)	28	0	0	0	0.00%	28		18	1	None		P,S,T,M,VP SC	0		
147308	Hyderabad Giants	08/18/2021	Active(1)	20	0	0	0	0.00%	20		23				T,M,VP,SC	0		
149506	Hyderabad Giants Pride	02/01/2022	Active	20	0	0	0	0.00%	20		0			N	P,T,M,SC	0		
Exc Award (06/30/2023)																		
119700	Hyderabad Heritage	06/20/2013	Active(1)	20	5	9	-4	-16.67%	33	5	0		2		M,VP,SC	0	90+ Days	
137309	Hyderabad Maruthi Nagar Contractors	02/18/2019	Active	19	0	0	0	0.00%	19		9		2	N	T,M,VP,SC	0		
148614	Hyderabad Prerana	11/01/2021	Active(1)	29	0	15	-15	-34.09%	44	3	2			N	S,M,SC	0		
148838	Hyderabad Pride	12/08/2021	Cancelled(8*)	0	1	11	-10	-100.00%	21	3	3		None		P,S,T,M,VP SC	5	90+ Days	
149788	Hyderabad Prithvi	02/04/2022	Cancelled(8*)	0	0	11	-11	-100.00%	11	3	3	1	None		P,S,T,M,VP SC	8	90+ Days	
137310	Hyderabad Rambagh Realtors	02/18/2019	Active	19	0	0	0	0.00%	19		10		2	N	T,M,VP,SC	0		
68826	HYDERABAD ROYAL	05/22/2003	Active(1)	21	0	0	0	0.00%	19		10	1	None		P,S,T,M,VP SC	0	90+ Days	
137311	Hyderabad Sai Nagar Cultural	02/18/2019	Active	20	0	0	0	0.00%	20		10		2	N	S,M,VP,SC	0		
104052	HYDERABAD STALWARTS	12/01/2008	Active	110	0	0	0	0.00%	108		0			N	S,T	0	\$1,006.29	
Exc Award (06/30/2019)																		
142099	Hyderabad Titans	07/15/2020	Active	48	5	14	-9	-15.79%	55	1	0			N		0	\$301.84	
Exc Award (06/30/2021, 06/30/2023)																		



Club Health Assessment for District 320 B through March 2025

			Status	Membership							Reports					Finance		LCIF
Club Number	Club Name	Charter Date		Current Member Count	YTD Members Added	YTD Members Dropped	YTD Net Growth	YTD Net Growth%	Member Count 12 Months Ago	Avg. length of service for dropped members	Months Since Last MMR ***	Yrs. Since Last Officer Report	President Rotation	Vice President Reported ****	Months Since Last Activity Report ***	Account Balance	Donations for current Fiscal Year	
			Number of times on status quo within last two years	If below 15 members appears				If net loss is greater than 20% appears			If no report in 3 months appears in	When more than one year appears in	Number of repeat terms	Notes the officers that do not have an active	If no report at 12 months appears in red			
148572	Hyderabad Titans Deshmesh	10/28/2021	Active	20	0	0	0	0.00%	20		10			N	S,T,M,VP,SC	0		
149807	Hyderabad Titans Online	02/11/2022	Cancelled(6*)	0	0	0	0	0.00%	20		2		2		S,T,M,VP,SC	7		
148552	Hyderabad Titans Prasiddhi	10/29/2021	Active	18	0	2	-2	-10.00%	20	0	0		2		T,M,VP,SC	0		
148565	Hyderabad Titans Samruddhi	10/31/2021	Cancelled(6*)	0	0	0	0	0.00%	20		9	1	None		P,S,T,M,VP SC	7		
	Exc Award (06/30/2023)																	
149510	Hyderabad Titans Sankalp	02/01/2022	Cancelled(6*)	0	0	0	0	0.00%	20		9		None		P,S,T,M,VP SC	7		
	Exc Award (06/30/2023)																	
147118	Hyderabad Ushodaya	07/08/2021	Active	20	0	0	0	0.00%	20		22		2	N	S,T,M,VP,SC	0		
147440	Hyderabad Virtual	08/30/2021	Cancelled(8*)	0	0	10	-10	-100.00%	10	3	16	1	None		P,S,T,M,VP SC	5	90+ Days	
46359	HYDERABAD WINGS	06/16/1986	Active	40	4	20	-16	-28.57%	57	4	0			N	M,SC	0	\$1,006.29	
	Exc Award (06/30/2019)																	
130235	Kukatpally Centennial	02/28/2017	Active	27	0	1	-1	-3.57%	39	7	4			R	S,T,M,VP,SC	0		
	Exc Award (06/30/2018, 06/30/2019)																	
36418	MEDCHAL	12/18/1978	Active	27	2	4	-2	-6.90%	28	4	0			N		0		
	Exc Award (06/30/2022)																	
123194	Sainikpuri Elite	09/25/2014	Active(1)	11	1	18	-17	-60.71%	28	3	3			N	M,SC	7	90+ Days	
26567	SECUNDERABAD	07/20/1963	Active	73	4	1	3	4.29%	69	41	0			R	T	0		
	Exc Award (06/30/2019)																	
128591	Secunderabad Aathira	08/16/2016	Active(1)	71	10	23	-13	-15.48%	93	3	0				M,VP	0	\$1,006.29	
	Exc Award (06/30/2019)																	
120270	Secunderabad Adarsha	09/05/2013	Active(1)	9	0	8	-8	-47.06%	21	7	3			IP	S,T,M,SC	0		
149326	Secunderabad Arts	12/27/2021	Active	34	4	3	1	3.03%	34	1	0			N		0	\$1,006.29	
76029	SECUNDERABAD CELEBRITIES	06/30/2003	Active	24	2	2	0	0.00%	29	3	0			N	M,SC	0		
60413	SECUNDERABAD CENTRAL	02/23/1998	Active	19	1	1	0	0.00%	23	2	3				VP	0	\$279.86	
	Exc Award (06/30/2023)																	
135630	Secunderabad East	07/12/2018	Active	16	0	4	-4	-20.00%	24	6	0		2	N	T,VP,SC	0		
	Exc Award (06/30/2019)																	



Club Health Assessment for District 320 B through March 2025

			Status	Membership							Reports					Finance		LCIF
Club Number	Club Name	Charter Date		Current Member Count	YTD Members Added	YTD Members Dropped	YTD Net Growth	YTD Net Growth%	Member Count 12 Months Ago	Avg. length of service for dropped members	Months Since Last MMR ***	Yrs. Since Last Officer Report	President Rotation	Vice President Reported ****	Months Since Last Activity Report ***	Account Balance	Donations for current Fiscal Year	
			Number of times on status quo within last two years	If below 15 members appears				If net loss is greater than 20% appears			If no report in 3 months appears in	When more than one year appears in	Number of repeat terms	Notes the officers that do not have an active	If no report at 12 months appears in red			
125149	Secunderabad Entrepreneurs	06/15/2015	Cancelled(8*)	0	0	5	-5	-100.00%	5	15	2	1	None	P,S,T,M,VP SC	7	90+ Days		
145963	Secunderabad Friends Forever	04/21/2021	Cancelled(6*)	0	0	0	0	0.00%	5		2	1	None	P,S,T,M,VP SC	8			
135820	Secunderabad Kings	09/25/2018	Cancelled(8*)	0	0	82	-82	-100.00%	85	4	3		None	P,S,T,M,VP SC	8	90+ Days		
	Exc Award (06/30/2021)																	
39241	SECUNDERABAD MARREDPALLY	12/29/1980	Active	20	3	2	1	5.26%	20	7	2		None	P,T,M,VP,SC	0			
42026	SECUNDERABAD MID-TOWN	11/18/1982	Active(1)	16	0	0	0	0.00%	20		7			N	P,M,SC	0		
131615	Secunderabad Nalanda	07/04/2017	Active	47	5	1	4	9.30%	42	1	6			N	S	0		
	Exc Award (06/30/2022, 06/30/2023)																	
118354	SECUNDERABAD NORTH	11/26/2012	Active	173	20	3	17	10.90%	291	6	0			N	SC	0	\$6,714.58	
	Exc Award (06/30/2019, 06/30/2020, 06/30/2021)																	
78236	SECUNDERABAD PEARLS	02/13/2004	Active	53	10	0	10	23.26%	45		0			N		0	\$1,000.00	
	Exc Award (06/30/2019)																	
135821	Secunderabad Princess	09/25/2018	Active	7	3	0	3	75.00%	4		6			N		1		
	Exc Award (06/30/2021)																	
62390	SECUNDERABAD SAMARITANS	09/24/1999	Active	25	6	0	6	31.58%	24		2			N	M	0	\$20.00	
	Exc Award (06/30/2019)																	
37455	SECUNDERABAD TWIN CITIES	07/09/1979	Active	36	0	1	-1	-2.70%	46	1	7			S,VP,SC		0		
147011	Secunderabad Vikrampur	07/02/2021	Active	47	3	4	-1	-2.08%	44	2	0			N	T,VP	0		
51257	SECUNDERABAD VIVEKANANDAPURAM	01/29/1991	Active	224	29	13	16	7.69%	189	1	0			N		0	\$7,020.07	
	Exc Award (06/30/2019, 06/30/2020, 06/30/2021)																	

Clubs Cancelled Previous Fiscal Year – Clubs Cancelled within last 12 months may be reinstated

Club Number	Club Name	Charter Date	Current Status*	Cancellation Date
135701	Gachibowli	07/12/2018	Cancelled(8*)	12/29/2023
149723	Hyderabad Fortune Butterfly	01/31/2022	Cancelled(8*)	12/29/2023
146981	Kompally Ashoka	07/08/2021	Cancelled(8*)	12/29/2023
149662	Secunderabad Aadhunik	01/31/2022	Cancelled(8*)	01/29/2024



Club Health Assessment for District 320 B through March 2025

					Membership										Reports				Finance		LCIF
Club Number	Club Name	Charter Date			Current Member Count	YTD Members Added	YTD Members Dropped	YTD Net Growth	YTD Net Growth%	Member Count 12 Months Ago	Avg. length of service for dropped members	Months Since Last MMR ***	Yrs. Since Last Officer Report	President Rotation	Vice President Reported ****	Months Since Last Activity Report ***	Account Balance	Donations for current Fiscal Year			
			Number of times on status quo within last two years		If below 15 members appears				If net loss is greater than 20% appears			If no report in 3 months appears in	When more than one year appears in	Number of repeat terms		Notes the officers that do not have an active	If no report at 12 months appears in red				
148862	Secunderabad Nalanda Frolic	12/08/2021	Cancelled(6*)		09/29/2023																
148721	Tarnaka Aadvika	12/03/2021	Cancelled(8*)		12/29/2023																
Current Total Clubs Count	YTD New Clubs Count	YTD Cancelled Clubs Count	YTD Net Club Gain	Current Total Members Count	YTD Add	YTD Drop	YTD Net Growth	YTD Net Growth %	Member Count 12 Months Ago	Average Member Count Per Club	% of Clubs with less than 20 members	% No MMR in 3 Months	% No Officer Report in 12 Months	% of Clubs with balance 90+ days	Number of Clubs in Status Quo	% Status Quo Clubs in Financial Suspension	Number of Cancelled Clubs	Average Cancelled Club Age	Members Lost Due to Cancellation	% of Clubs Cancelled for Non-Financial Reasons	
61	12	11	1	2,084	411	383	28	1.36%	2,251	34	20%	44%	3%	10%	0	0%	11	5	169	-9%	

* - P - Priority Club. Cancellation Reasons: 1-Objectives/conduct, 2-Non-active club, 5-Non-existing club, 6-Disbanding, 7-Merger, 8-Financial Suspension, 9-District/Multiple District Dues.

** - Abbreviation: P-President, S-Secretary, T-Treasurer, M-Member Chairperson, VP-First Vice President, MC-Communications Chairperson, SC-Service Chairperson

*** - Abbreviation: N/R - Never reported using the Lions Clubs website, N/A - Not applicable, No password registered for the Lions Clubs website.

**** - Abbreviation: N - New, IP - Immediate Past, R - Repeat.



Club Health Assessment for District 320 C through March 2025

			Status	Membership							Reports					Finance		LCIF
Club Number	Club Name	Charter Date		Current Member Count	YTD Members Added	YTD Members Dropped	YTD Net Growth	YTD Net Growth%	Member Count 12 Months Ago	Avg. length of service for dropped members	Months Since Last MMR ***	Yrs. Since Last Officer Report	President Rotation	Vice President Reported ****	Months Since Last Activity Report ***	Account Balance	Donations for current Fiscal Year	
			Number of times on status quo within last two years	If below 15 members appears				If net loss is greater than 20% appears			If no report in 3 months appears in	When more than one year appears in	Number of repeat terms	Notes the officers that do not have an active	If no report at 12 months red			
Clubs less than two years old																		
171353	Hyderabad Akshaya	04/30/2024	Active	23	3	0	3	15.00%	0		2		2	N	M	N/R	\$999.97	
180458	Hyderabad Bharath Gold	02/25/2025	Newly Chartered	20	20	0	20	100.00%	0		1			N	T,M,VP,SC	N/R		
180457	Hyderabad Boduppall Gold	02/25/2025	Newly Chartered	20	20	0	20	100.00%	0		1				T,M,VP,SC	N/A		
156923	Hyderabad Cosmopolitan	12/26/2023	Active	45	3	8	-5	-10.00%	40	9	0			N	M,SC	N/R		
Exc Award (06/30/2024)																		
157086	Hyderabad Kalyanpuri	01/02/2024	Active(1)	27	0	1	-1	-3.57%	21	1	8		2	N	M,SC	N/R		
155263	Hyderabad Laxmi Narasimha Spoorthy	08/02/2023	Active(1)	20	0	0	0	0.00%	20		19		2		M,VP,SC	17		
156711	Hyderabad Little Theresa	12/28/2023	Active	37	4	3	1	2.78%	23	2	3		2	N		N/R		
154861	Hyderabad Rajadhani Stars	06/20/2023	Active	25	0	0	0	0.00%	25		10			N	P,T,M,VP,SC	17		
180500	Hyderabad Rajadhani Teachers	02/04/2025	Newly Chartered	25	25	0	25	100.00%	0		1			N		N/R		
180542	Hyderabad Seva Kranthi	02/17/2025	Newly Chartered	20	20	0	20	100.00%	0		1				M,VP,SC	N/R		
180456	Hyderabad Shamshabad	01/30/2025	Newly Chartered	25	25	0	25	100.00%	0		1				T,M,VP,SC	N/A		
180576	Hyderabad Sharadanagar	02/04/2025	Newly Chartered	22	22	0	22	100.00%	0		1			N		N/R		
156566	Hyderabad Sree Shakthi	12/11/2023	Active	9	3	10	-7	-43.75%	20	1	1				S,M,VP,SC	4		
154856	Nacharam Elite	06/21/2023	Active(1)	21	0	0	0	0.00%	21		21	1	None		P,S,T,M,VP SC	17		
175043	Secunderabad Opus	09/19/2024	Active	31	31	0	31	100.00%	0		6			N	M	N/A		
157967	Telangana Medical Associates	06/12/2024	Active	20	0	0	0	0.00%	0		9		None		P,S,T,M,VP SC	N/R		
155056	Vikarabad	07/06/2023	Active	35	2	6	-4	-10.26%	39	2	3		2	R	S,M,VP,SC	17		
Clubs more than two years old																		
136303	Bhagyanagar Green City	08/30/2018	Active	23	1	1	0	0.00%	23	1	8			N	M	1	\$1,100.03	
127915	Dr A S Rao Nagar Century	06/17/2016	Active	59	17	10	7	13.46%	47	1	0		2	R	VP,SC	2		
Exc Award (06/30/2021, 06/30/2024)																		



Club Health Assessment for District 320 C through March 2025

Club Number	Club Name	Charter Date	Status	Membership							Reports					Finance	LCIF
				Current Member Count	YTD Members Added	YTD Members Dropped	YTD Net Growth	YTD Net Growth%	Member Count 12 Months Ago	Avg. length of service for dropped members	Months Since Last MMR ***	Yrs. Since Last Officer Report	President Rotation	Vice President Reported ****	Months Since Last Activity Report ***	Account Balance	Donations for current Fiscal Year
			Number of times on status quo within last two years	If below 15 members appears				If net loss is greater than 20% appears			If no report in 3 months appears in	When more than one year appears in	Number of repeat terms	Notes the officers that do not have an active	If no report at 12 months red		
145162	Hyderabad Bodangiparthi Virtual	03/05/2021	Active(1)	21	0	5	-5	-19.23%	26	3	2			S,T,M,VP,SC	17		
137085	Hyderabad Boduppall Green Exc Award (06/30/2022)	01/03/2019	Active	25	5	6	-1	-3.85%	31	3	0			N M,SC	3		
132438	Hyderabad Centennial Ektha	08/28/2017	Cancelled(8*)	0	0	15	-15	-100.00%	15	7	3	1	None	P,S,T,M,VP SC	17	90+ Days	
132102	Hyderabad Centennial Green City Exc Award (06/30/2023)	07/11/2017	Active(1)	26	0	0	0	0.00%	24		9			S,T,M,VP,SC	17		
143289	Hyderabad Central	10/20/2020	Active(1)	34	1	3	-2	-5.56%	41	1	0			M,VP,SC	8		
145813	Hyderabad Chanakya Exc Award (06/30/2022)	04/09/2021	Cancelled(8*)	0	0	13	-13	-100.00%	13	4	13	1	None	P,S,T,M,VP SC	17	90+ Days	
145175	Hyderabad Chanakypuri	03/04/2021	Active	5	1	1	0	0.00%	3	4	0			P,M,VP,SC	7		
145174	Hyderabad Emerald	03/25/2021	Active	3	0	2	-2	-40.00%	3	2	0			P,M,VP,SC	7		
145176	Hyderabad Entrepreneurs	03/25/2021	Active(1)	4	0	1	-1	-20.00%	3	4	1			P,S,M,VP,SC	7		
152516	Hyderabad Galaxy	02/02/2023	Cancelled(8*)	0	0	20	-20	-100.00%	20	2	3		None	P,S,T,M,VP SC	17	90+ Days	
89681	HYDERABAD GOLDEN JUBILEE Exc Award (06/30/2021, 06/30/2024)	11/22/2005	Active	172	68	74	-6	-3.37%	167	5	0			N	7		\$2,272.54
88898	HYDERABAD KAMALA NAGAR SPOORTHY	06/30/2005	Active(1)	22	0	16	-16	-42.11%	36	5	3			N M,VP,SC	17		
111434	HYDERABAD KAMALANAGAR GREATER Exc Award (06/30/2023)	06/24/2011	Active(1)	30	0	0	0	0.00%	30		12			P,S,T,M,VP SC	2		
134971	Hyderabad Kamalanagar Spandana Exc Award (06/30/2022, 06/30/2023)	06/11/2018	Active	26	3	0	3	13.04%	24		1			N S,SC	0		\$1,315.96
153436	Hyderabad Kshatriya	03/31/2023	Cancelled(8*)	0	0	20	-20	-100.00%	20	2	3	1	None	P,S,T,M,VP SC	17	90+ Days	
151952	Hyderabad Malkajigiri Olympics	08/05/2022	Active(1)	33	11	5	6	22.22%	28	2	0			N S,T,M,VP	7		\$88.65
148480	Hyderabad Medhipatnam	12/06/2021	Active	8	0	0	0	0.00%	20		9			N T,M,SC	15		
145861	Hyderabad Medical Professionals	06/02/2021	Active(2)	14	0	0	0	0.00%	21		9			M,VP,SC	17		
53989	HYDERABAD MEERPET	01/18/1993	Active	133	9	1	8	6.40%	124	6	0			N M,VP,SC	0		\$14,527.70



Club Health Assessment for District 320 C through March 2025

			Status	Membership						Reports					Finance		LCIF
Club Number	Club Name	Charter Date		Current Member Count	YTD Members Added	YTD Members Dropped	YTD Net Growth	YTD Net Growth%	Member Count 12 Months Ago	Avg. length of service for dropped members	Months Since Last MMR ***	Yrs. Since Last Officer Report	President Rotation	Vice President Reported ****	Months Since Last Activity Report ***	Account Balance	Donations for current Fiscal Year
			Number of times on status quo within last two years	If below 15 members appears				If net loss is greater than 20% appears			If no report in 3 months appears in	When more than one year appears in	Number of repeat terms	Notes the officers that do not have an active	If no report at 12 months red		
Exc Award (06/30/2019, 06/30/2024)																	
116833	HYDERABAD MELVIN JONES	05/11/2012	Active(2)	17	2	0	2	13.33%	15		2			T,M,VP,SC	17		
152387	Hyderabad Nacharam	08/31/2022	Active	25	33	28	5	25.00%	20	2	1			R	P,M,SC	5	
152386	Hyderabad Nagole Metro	08/31/2022	Active	28	1	1	0	0.00%	32	0	1			R	M,SC	0	
Exc Award (06/30/2023)																	
103710	HYDERABAD NEREDMET	09/23/2008	Active	59	7	6	1	1.72%	66	2	1			N		1	\$1,006.29
Exc Award (06/30/2019, 06/30/2022, 06/30/2024)																	
145183	Hyderabad Netaji Nagar	03/25/2021	Active	4	0	1	-1	-20.00%	3	4	1				P,M,VP,SC	7	
109380	HYDERABAD RAGANNAGUDA	09/29/2010	Active(1)	20	1	2	-1	-4.76%	21	14	2		None	N	P,S,T,M,VP SC	17	
Exc Award (06/30/2023)																	
153934	Hyderabad Rajadhani	03/16/2023	Active	75	14	11	3	4.17%	66	1	1			N	S,M	10	\$1,006.29
Exc Award (06/30/2024)																	
140404	Hyderabad Sanjeevini	02/24/2020	Active(1)	24	0	0	0	0.00%	24		10		2		T,M,VP,SC	17	
139395	Hyderabad Seva Friends	08/26/2019	Active	20	3	0	3	17.65%	45		6			R	M,SC	2	
Exc Award (06/30/2023)																	
145164	Hyderabad Siddi Vinayaka	03/25/2021	Active	4	1	7	-6	-60.00%	4	3	1				M,VP,SC	7	
88460	HYDERABAD SNEHANAGAR	05/26/2005	Active	23	0	1	-1	-4.17%	22	1	5			N	T,M,VP,SC	1	
145163	Hyderabad Sri Krishna Nagar	03/25/2021	Active	4	0	1	-1	-20.00%	3	4	3				P,S,M,VP,SC	7	
145814	Hyderabad Sugunachandra	04/14/2021	Active(2)	67	0	0	0	0.00%	36		10			N	S,T,M,VP,SC	17	
Exc Award (06/30/2023)																	
118060	HYDERABAD THIRUMALANAGAR	10/19/2012	Active	26	1	0	1	4.00%	33		7			N	P,S,M,VP,SC	3	
Exc Award (06/30/2022, 06/30/2023)																	
134161	Hyderabad Thirumalanagar Second Century	03/20/2018	Active(1)	3	0	0	0	0.00%	5		9		2		T,M,VP,SC	17	
145178	Hyderabad Tycoons	03/04/2021	Active	4	0	1	-1	-20.00%	3	4	1				M,VP,SC	7	
111311	HYDERABAD UPPAL METRO	06/10/2011	Cancelled(8*)	0	0	54	-54	-100.00%	54	9	2	1	None		P,S,T,M,VP SC	17	90+ Days
142166	Hyderabad Vanasthali Kranthi	07/13/2020	Active(1)	48	6	8	-2	-4.00%	54	3	1			N	M,SC	1	\$3,000.90
Exc Award (06/30/2022, 06/30/2023)																	



Club Health Assessment for District 320 C through March 2025

			Status	Membership							Reports					Finance		LCIF
Club Number	Club Name	Charter Date		Current Member Count	YTD Members Added	YTD Members Dropped	YTD Net Growth	YTD Net Growth%	Member Count 12 Months Ago	Avg. length of service for dropped members	Months Since Last MMR ***	Yrs. Since Last Officer Report	President Rotation	Vice President Reported ****	Months Since Last Activity Report ***	Account Balance	Donations for current Fiscal Year	
			Number of times on status quo within last two years	If below 15 members appears				If net loss is greater than 20% appears			If no report in 3 months appears in	When more than one year appears in	Number of repeat terms	Notes the officers that do not have an active	If no report at 12 months appears in red			
145187	Hyderabad Vandae Bharath	03/25/2021	Active	4	0	1	-1	-20.00%	3	4	3			S,M,VP,SC	7			
130911	Hyderabad Vasanthapuri	05/09/2017	Active	33	2	2	0	0.00%	60	2	1			M,VP,SC	2		\$1,000.30	
	Exc Award (06/30/2019, 06/30/2021, 06/30/2022)																	
145165	Hyderabad Venkat Reddy Nagar	04/06/2021	Cancelled(8*)	0	0	17	-17	-100.00%	15	3	0		None	P,S,T,M,VP SC	7	90+ Days		
51443	HYDERABAD-HABSHIGUDA L C	03/20/1991	Active(1)	85	28	0	28	49.12%	52		0			M,VP,SC	5		\$999.94	
	Exc Award (06/30/2023)																	
52584	IBRAHIMPATNAM	02/26/1992	Active(1)	35	4	0	4	12.90%	30		2		N	M,SC	15			
	Exc Award (06/30/2023)																	
51298	KAPRA A S RAO NAGAR	02/07/1991	Active	65	17	5	12	22.64%	50	12	1		N	SC	0		\$1,121.99	
	Exc Award (06/30/2022, 06/30/2023, 06/30/2024)																	
82304	KAPRA GOLD	05/12/2004	Active(1)	101	11	0	11	12.22%	89		2		N	VP	17		\$898.47	
	Exc Award (06/30/2022, 06/30/2023)																	
67672	KAPRA KAMALA NAGAR	04/07/2003	Active(1)	27	0	2	-2	-6.90%	35	6	3			P,T,M,VP,SC	2			
	Exc Award (06/30/2019, 06/30/2021, 06/30/2022)																	
51213	LAL BAHADURNAGAR	01/18/1991	Active(1)	19	0	9	-9	-32.14%	41	11	8			P,T,M,VP,SC	17			
	Exc Award (06/30/2023)																	
152153	Miyapur Vikarabad Rural	08/23/2022	Active	27	6	4	2	8.00%	70	3	0			S,M,VP,SC	N/A			
	Exc Award (06/30/2023)																	
103837	SAFILGUDA GREATER	10/23/2008	Active	17	3	0	3	21.43%	23		1			VP,SC	11			
	Exc Award (06/30/2021)																	
26568	SECUNDERABAD CANTONME	02/08/1968	Active(1)	22	0	1	-1	-4.35%	23	20	2		N	P,M,VP	13			
60653	SECUNDERABAD GYMKHANA	04/14/1998	Active	26	1	2	-1	-3.70%	31	11	2		N		4		\$100.03	
	Exc Award (06/30/2023)																	
35978	TARNAKA	07/07/1978	Active	40	0	1	-1	-2.44%	37	0	6		N		8		\$1,006.29	
	Exc Award (06/30/2022, 06/30/2023, 06/30/2024)																	



Club Health Assessment for District 320 C through March 2025

INTERNATIONAL

Club Number	Club Name	Charter Date	Status		Membership								Reports					Finance		LCIF	
					Current Member Count	YTD Members Added	YTD Members Dropped	YTD Net Growth	YTD Net Growth%	Member Count 12 Months Ago	Avg. length of service for dropped members	Months Since Last MMR ***	Yrs. Since Last Officer Report	President Rotation	Vice President Reported ****	Months Since Last Activity Report ***	Account Balance	Donations for current Fiscal Year			
					Number of times on status quo within last two years			If below 15 members appears			If net loss is greater than 20% appears			If no report in 3 months appears in	When more than one year appears in	Number of repeat terms		Notes the officers that do not have an active	If no report at 12 months appears in red		
Current Total Clubs Count	YTD New Clubs Count	YTD Cancelled Clubs Count	YTD Net Club Gain	Current Total Members Count	YTD Add	YTD Drop	YTD Net Growth	YTD Net Growth %	Member Count 12 Months Ago	Average Member Count Per Club	% of Clubs with less than 20 members	% No MMR in 3 Months	% No Officer Report in 12 Months	% of Clubs with balance 90+ days	Number of Clubs in Status Quo	% Status Quo Clubs in Financial Suspension	Number of Cancelled Clubs	Average Cancelled Club Age	Members Lost Due to Cancellation	% of Clubs Cancelled for Non-Financial Reasons	
64	7	6	1	2,015	435	386	49	2.49%	1,993	31	23%	39%	2%	0%	0	0%	6	5	139	0%	

* - P - Priority Club. Cancellation Reasons: 1-Objectives/conduct, 2-Non-active club, 5-Non-existing club, 6-Disbanding, 7-Merger, 8-Financial Suspension, 9-District/Multiple District Dues.

** - Abbreviation: P-President, S-Secretary, T-Treasurer, M-Member Chairperson, VP-First Vice President, MC-Communications Chairperson, SC-Service Chairperson

*** - Abbreviation: N/R - Never reported using the Lions Clubs website, N/A - Not applicable, No password registered for the Lions Clubs website.

**** - Abbreviation: N - New, IP - Immediate Past, R - Repeat.



Club Health Assessment for District 320 D through March 2025

			Status	Membership							Reports					Finance		LCIF
Club Number	Club Name	Charter Date		Current Member Count	YTD Members Added	YTD Members Dropped	YTD Net Growth	YTD Net Growth%	Member Count 12 Months Ago	Avg. length of service for dropped members	Months Since Last MMR ***	Yrs. Since Last Officer Report	President Rotation	Vice President Reported ****	Months Since Last Activity Report ***	Account Balance	Donations for current Fiscal Year	
			Number of times on status quo within last two years	If below 15 members appears					If net loss is greater than 20% appears			If no report in 3 months appears in	When more than one year appears in	Number of repeat terms	Notes the officers that do not have appears in an active	If no report at 12 months red		
Clubs less than two years old																		
156458	Achanpally Dynamic	10/20/2023	Active	74	68	14	54	270.00%	20	1	1		2	T,M,VP,SC	8			
155023	Alladurg Adarsha	07/13/2023	Cancelled(8*)	0	0	22	-22	-100.00%	22	1	0		None	P,S,T,M,VP SC	8	90+ Days		
155617	Basara	09/29/2023	Active(1)	10	0	9	-9	-47.37%	19	1	0		None	P,S,T,M,VP SC	8	90+ Days		
175947	Bhavanipet Aadharasha	09/04/2024	Active	25	25	0	25	100.00%	0		0			M,VP,SC	N/R			
156926	Bichkunda Bhumi	12/26/2023	Active(1)	20	0	0	0	0.00%	20		13			P,S,T,M,VP SC	8			
155344	Bichkunda Seva	07/26/2023	Active	20	0	0	0	0.00%	20		20		None	P,T,M,VP,SC	8	90+ Days		
156169	Bodhan Adithya	09/28/2023	Active(1)	20	0	0	0	0.00%	20		18		2	M,VP,SC	8	90+ Days		
155075	Bodhan Apex Vital	07/12/2023	Active	31	0	5	-5	-13.89%	34	1	4		N	M	8	90+ Days		
156133	Bodhan Indur College	09/28/2023	Active	70	50	0	50	250.00%	20		0		2	T,M,VP,SC	8			
155068	Bodhan Nestham	07/13/2023	Active(1)	20	0	0	0	0.00%	20		17			P,S,T,M,VP SC	8			
155137	Bodhan Raos Institute of Medical Technology	07/21/2023	Active(1)	156	156	60	96	160.00%	60	1	0		2	T,M,VP,SC	10			
155025	Bodhan Vital	07/14/2023	Active(1)	20	0	0	0	0.00%	20		20		2	M,VP,SC	8			
180317	Chandur Seva	01/13/2025	Newly Chartered	20	20	0	20	100.00%	0		2			M,VP,SC	N/R			
155028	Gajwel Mahathi	07/14/2023	Active	15	0	0	0	0.00%	20		4			T,M,VP,SC	7			
180664	Hyderabad Aristotle Campus	02/11/2025	Newly Chartered	50	50	0	50	100.00%	0		1		N	M,SC	1			
181072	Hyderabad Hafeezpet	03/04/2025	Newly Chartered	20	20	0	20	100.00%	0		0			T,M,VP,SC	N/R			
179961	Hyderabad Jayaho	12/17/2024	Active	42	42	0	42	100.00%	0		0			T,M,VP,SC	N/R			
155069	Hyderabad Jubilee Hills Vital	07/07/2023	Active	37	6	11	-5	-11.90%	42	2	3		N	M,SC	0		\$1,006.29	
Exc Award (06/30/2023, 06/30/2024)																		
154765	Hyderabad KVK College of Pharmacy	06/20/2023	Active	50	0	0	0	0.00%	50		21	1	None	P,S,T,M,VP SC	8	90+ Days		
180562	Hyderabad Mithra	03/03/2025	Newly Chartered	20	20	0	20	100.00%	0		0			M,VP,SC	N/A			
153979	Hyderabad Royal Elite	05/10/2023	Active	19	4	11	-7	-26.92%	26	1	3		3	N T	9	90+ Days		



Club Health Assessment for District 320 D through March 2025

			Status	Membership							Reports					Finance		LCIF
Club Number	Club Name	Charter Date		Current Member Count	YTD Members Added	YTD Members Dropped	YTD Net Growth	YTD Net Growth%	Member Count 12 Months Ago	Avg. length of service for dropped members	Months Since Last MMR ***	Yrs. Since Last Officer Report	President Rotation	Vice President Reported ****	Months Since Last Activity Report ***	Account Balance	Donations for current Fiscal Year	
			Number of times on status quo within last two years	If below 15 members appears				If net loss is greater than 20% appears			If no report in 3 months appears in	When more than one year appears in	Number of repeat terms	Notes the officers that do not have an active	If no report at 12 months appears in red			
155817	Hyderabad Samarpan	08/29/2023	Active	37	0	0	0	0.00%	35		10			N	8			
Exc Award (06/30/2024)																		
155517	Hyderabad Shepard	09/22/2023	Active(1)	19	5	7	-2	-9.52%	36	1	3		2	T,M,VP,SC	8	90+ Days		
158025	Hyderabad Shining Stars	04/29/2024	Active	20	0	0	0	0.00%	0		11		2	M,VP,SC	8	90+ Days		
153989	Hyderabad Sneha	04/17/2023	Active	19	0	0	0	0.00%	21		9		3	M,VP,SC	8			
156083	Hyderabad Sunrise Kompally	09/26/2023	Active(1)	27	0	0	0	0.00%	27		13	1	None	P,S,T,M,VP SC	8			
154764	Hyderabad Vijaya School of Business Management	06/19/2023	Active	100	50	0	50	100.00%	50		0			T,M,VP,SC	8	90+ Days		
155031	Jukkal Varadhi	07/13/2023	Cancelled(8*)	0	0	20	-20	-100.00%	20	1	3		None	P,S,T,M,VP SC	8	90+ Days		
156045	Madnoor Seva	09/26/2023	Active(1)	20	0	0	0	0.00%	20		18		2	T,M,VP,SC	8			
157245	Nirmal Warriors	02/29/2024	Active	19	2	8	-6	-24.00%	23	1	0		2	N M	8	90+ Days		
155665	Nizamabad Netha	09/27/2023	Active	22	0	1	-1	-4.35%	22	1	8			P,S,T,M,VP SC	8			
158010	Nizamabad Urban	04/24/2024	Active	20	0	0	0	0.00%	0		11		None	P,S,T,M,VP SC	10	90+ Days		
155138	Nizamabad Vejatha	07/19/2023	Active	22	0	0	0	0.00%	22		20		2	S,M,VP,SC	8	90+ Days		
156651	Nizambad Siddaratha Medical Technology	11/23/2023	Active	25	0	0	0	0.00%	25		16	1	None	P,S,T,M,VP SC	11			
155073	Pembi	09/30/2023	Active(1)	20	0	0	0	0.00%	20		18		2	M,VP,SC	8			
181013	Silamkota	03/03/2025	Newly Chartered	21	21	0	21	100.00%	0		0			M,VP,SC	N/R			
181244	Tellapur	03/10/2025	Newly Chartered	21	21	0	21	100.00%	0		0			VP,SC	N/R			
Clubs more than two years old																		
115145	ACHANPALLY BODHAN	10/07/2011	Active	59	5	0	5	9.26%	54		0			N M,SC	5			
Exc Award (06/30/2019, 06/30/2020, 06/30/2021)																		
136244	Armoor Green	08/20/2018	Active	24	0	0	0	0.00%	24		12			P,S,M,VP,SC	8			
Exc Award (06/30/2020)																		
38227	ARMOOR NAVNATHAPURAM	03/17/1980	Active	46	1	1	0	0.00%	53	14	3			N S,M,VP	8			
Exc Award (06/30/2022, 06/30/2024)																		
123429	Balkonda	10/22/2014	Active	24	0	0	0	0.00%	29		9			P,S,T,M,VP SC	8			



Club Health Assessment for District 320 D through March 2025

			Status	Membership							Reports					Finance	LCIF
Club Number	Club Name	Charter Date		Current Member Count	YTD Members Added	YTD Members Dropped	YTD Net Growth	YTD Net Growth%	Member Count 12 Months Ago	Avg. length of service for dropped members	Months Since Last MMR ***	Yrs. Since Last Officer Report	President Rotation	Vice President Reported ****	Months Since Last Activity Report ***	Account Balance	Donations for current Fiscal Year
			Number of times on status quo within last two years	If below 15 members appears				If net loss is greater than 20% appears			If no report in 3 months appears in	When more than one year appears in	Number of repeat terms	Notes the officers that do not have an active	If no report at 12 months appears in red		
Exc Award (06/30/2020)																	
142362	Balkonda Fort	07/24/2020	Active	21	0	0	0	0.00%	31		9			M,VP,SC	8		
56419	BANSWADA	01/11/1995	Active	50	0	0	0	0.00%	50		20		3	P,M,VP,SC	8		
67083	BHAINSA DIAMOND	01/08/2003	Active(1)	15	0	9	-9	-37.50%	24	5	4			M,VP,SC	8	90+ Days	
110653	BHAVANI	04/07/2011	Active	65	9	4	5	8.33%	66	6	0		R	T,M,VP,SC	8		
Exc Award (06/30/2019, 06/30/2024)																	
145003	Bichkunda Daimond	02/25/2021	Active	20	0	0	0	0.00%	20		17			P,S,T,M,VP SC	8	90+ Days	
Exc Award (06/30/2024)																	
149790	Bichkunda Vivekananda	02/23/2022	Cancelled(8*)	0	0	18	-18	-100.00%	18	2	3		None	P,S,T,M,VP SC	8	90+ Days	
100605	BIRKUR	11/20/2007	Active(1)	21	0	1	-1	-4.55%	20	5	8			P,T,M,VP,SC	8		
26525	BODHAN	11/01/1969	Active	53	0	0	0	0.00%	53		6			M,VP,SC	8		
Exc Award (06/30/2019, 06/30/2020, 06/30/2024)																	
147172	Bodhan Ayyappa Seva	07/08/2021	Active	44	9	22	-13	-22.81%	57	1	0			T,M,VP,SC	2	90+ Days	
Exc Award (06/30/2024)																	
144320	Bodhan Bahudanyapuri	12/29/2020	Cancelled(8*)	0	0	50	-50	-100.00%	21	1	7		None	P,S,T,M,VP SC	8	90+ Days	
145008	Bodhan City	02/25/2021	Cancelled(8*)	0	0	16	-16	-100.00%	6	2	11		None	P,S,T,M,VP SC	8	90+ Days	
142456	Bodhan Dynamic	07/31/2020	Active(1)	24	24	24	0	0.00%	24	3	1		2	M,VP,SC	8		
127249	Bodhan Ekachakra	04/18/2016	Cancelled(8*)	0	0	21	-21	-100.00%	21	6	0		None	P,S,T,M,VP SC	8	90+ Days	
145133	Bodhan Indur	02/25/2021	Active	9	0	0	0	0.00%	9		10		2	P,M,VP,SC	8		
145062	Bodhan Royal	02/23/2021	Active(1)	21	21	22	-1	-4.55%	22	3	1		3	T,M,VP,SC	8		
120181	Bodhan Seva	08/21/2013	Active	40	4	0	4	11.11%	36		1		R		2		
Exc Award (06/30/2020, 06/30/2024)																	
145098	Bodhan Vidya	02/25/2021	Cancelled(8*)	0	0	37	-37	-100.00%	17	3	11	1	None	P,S,T,M,VP SC	8	90+ Days	
145613	Chandur	03/22/2021	Cancelled(8*)	0	0	29	-29	-100.00%	29	4	4		None	P,S,T,M,VP SC	8	90+ Days	
60227	CHEGUNTA	12/30/1997	Active	40	6	1	5	14.29%	36	17	1		N	VP,SC	3		
129027	Gajwel Medha	10/19/2016	Active(1)	21	0	0	0	0.00%	34		3			S,T,M,VP,SC	4		
Exc Award (06/30/2020)																	



Club Health Assessment for District 320 D through March 2025

			Status	Membership							Reports					Finance	LCIF
Club Number	Club Name	Charter Date		Current Member Count	YTD Members Added	YTD Members Dropped	YTD Net Growth	YTD Net Growth%	Member Count 12 Months Ago	Avg. length of service for dropped members	Months Since Last MMR ***	Yrs. Since Last Officer Report	President Rotation	Vice President Reported ****	Months Since Last Activity Report ***	Account Balance	Donations for current Fiscal Year
			Number of times on status quo within last two years	If below 15 members appears				If net loss is greater than 20% appears			If no report in 3 months appears in	When more than one year appears in	Number of repeat terms	Notes the officers that do not have an active	If no report at 12 months appears in red		
143752	Gajwel Pragna	12/21/2020	Active(1)	9	0	17	-17	-65.38%	33	3	3			S,T,M,VP,SC	8	90+ Days	
Exc Award (06/30/2024)																	
100968	GAJWEL SNEHA	01/09/2008	Active	57	14	0	14	32.56%	52		0			P,T,M,VP,SC	2		
Exc Award (06/30/2018, 06/30/2019, 06/30/2020)																	
137472	Gajwel Wisdom	02/20/2019	Active(1)	32	2	2	0	0.00%	35	2	3		R		8		
Exc Award (06/30/2020)																	
136140	Hyderabad Ameenpur	07/30/2018	Active(1)	18	0	10	-10	-35.71%	28	5	0		N	P,M	8		
135952	Hyderabad Banjara Pearls	07/26/2018	Active	15	2	2	0	0.00%	21	1	4			VP	7	90+ Days	
109518	HYDERABAD BHIMA	11/15/2010	Active	70	4	6	-2	-2.78%	75	17	3			M,VP,SC	8		
101383	HYDERABAD BLUES	02/28/2008	Active	48	26	1	25	108.70%	25	2	1			T,M,VP,SC	8		
Exc Award (06/30/2018, 06/30/2022, 06/30/2023)																	
67426	HYDERABAD BUDHAPURNIMA	03/20/2003	Active(1)	18	19	19	0	0.00%	18	9	2		2	M,VP,SC	8		
41618	HYDERABAD CAPITAL	06/14/1982	Active	71	9	6	3	4.41%	68	7	3		N		0		\$54,312.78
Exc Award (06/30/2019, 06/30/2020, 06/30/2023)																	
142395	Hyderabad Chandanagar	07/27/2020	Active(1)	26	0	0	0	0.00%	26		3		None	P,M,VP,SC	8	90+ Days	
142661	Hyderabad Chandanagar Shilpa	08/19/2020	Cancelled(8*)	0	0	15	-15	-100.00%	15	4	3		None	P,S,T,M,VP SC	9	90+ Days	
37202	HYDERABAD CHARMINAR	05/23/1979	Active(1)	6	0	0	0	0.00%	6		4			P,M,VP,SC	8		
Exc Award (06/30/2020)																	
26536	HYDERABAD EAST	06/29/1968	Active	56	11	6	5	9.80%	57	17	1		N		2		
Exc Award (06/30/2019, 06/30/2023)																	
58409	HYDERABAD ELITE COSMO	06/19/1996	Active	42	10	0	10	31.25%	18		0		N	M,SC	2		\$52,518.55
Exc Award (06/30/2016)																	
97171	HYDERABAD GREATER BANJARA	05/18/2006	Active	42	9	3	6	16.67%	36	2	2		N	VP,SC	8		
51806	HYDERABAD GREEN LANDS	06/12/1991	Active	43	5	4	1	2.38%	42	15	0		R	VP	2		
147174	Hyderabad Helping Hand	07/03/2021	Active(1)	34	0	0	0	0.00%	34		4		2	M,VP,SC	9	90+ Days	
143336	Hyderabad Hope	11/02/2020	Active	23	0	0	0	0.00%	23		44		None	P,M,VP,SC	8		
55719	HYDERABAD JUBILEE HILLS	05/17/1994	Active	81	5	2	3	3.85%	83	1	0		N	T	0		\$1,245.87



Club Health Assessment for District 320 D through March 2025

			Status	Membership							Reports					Finance		LCIF
Club Number	Club Name	Charter Date		Current Member Count	YTD Members Added	YTD Members Dropped	YTD Net Growth	YTD Net Growth%	Member Count 12 Months Ago	Avg. length of service for dropped members	Months Since Last MMR ***	Yrs. Since Last Officer Report	President Rotation	Vice President Reported ****	Months Since Last Activity Report ***	Account Balance	Donations for current Fiscal Year	
			Number of times on status quo within last two years	If below 15 members appears					If net loss is greater than 20% appears			If no report in 3 months appears in	When more than one year appears in	Number of repeat terms	Notes the officers that do not have an active	If no report at 12 months appears in red		
Exc Award (06/30/2019, 06/30/2020, 06/30/2021) 57921 HYDERABAD KING KOTI 02/29/1996			Cancelled(8*)	0	0	24	-24	-100.00%	24	4	2		None	P,S,T,M,VP SC	8	90+ Days		
122922 Hyderabad Kothapet 08/12/2014			Active	21	5	0	5	31.25%	27		3			M,VP,SC	8			
Exc Award (06/30/2020, 06/30/2022) 39939 HYDERABAD KOTI 05/18/1981			Active	22	6	5	1	4.76%	21	4	0		3	M,VP,SC	8			
Exc Award (06/30/2020, 06/30/2023) 104935 HYDERABAD MANJEERA 03/09/2009			Active	54	9	0	9	20.00%	51		0		2	S,T,M,VP,SC	8			
Exc Award (06/30/2019, 06/30/2022, 06/30/2023) 51161 HYDERABAD METRO 12/19/1990			Active(1)	14	0	1	-1	-6.67%	15	31	3			T,M,VP,SC	8			
Exc Award (06/30/2020) 142396 Hyderabad Miyapur 07/28/2020			Active(1)	31	0	0	0	0.00%	31		8			T,M,VP,SC	8	90+ Days		
152044 Hyderabad Miyapur Elite 10/17/2022			Cancelled(8*)	0	0	20	-20	-100.00%	20	3	3	2	None	P,S,T,M,VP SC	8	90+ Days		
132040 HYDERABAD MYTHRI 07/04/2017			Active	22	4	8	-4	-15.38%	31	4	0		2	M,VP,SC	8			
Exc Award (06/30/2020) 109513 HYDERABAD PRANAHITHA 11/08/2010			Active	66	1	19	-18	-21.43%	84	4	2			T,M,VP,SC	8			
Exc Award (06/30/2019, 06/30/2020, 06/30/2021) 137167 Hyderabad Qutubullapur 01/06/2019			Active	16	1	10	-9	-36.00%	25	5	0			P,VP,SC	8	90+ Days		
Exc Award (06/30/2024) 42905 HYDERABAD RAJDHANI 06/10/1983			Active	16	0	0	0	0.00%	18		5			N	SC	8		
137298 Hyderabad Samskruthi 01/21/2019			Active	34	5	0	5	17.24%	39		1			M,VP,SC	4	90+ Days		
Exc Award (06/30/2023, 06/30/2024) 140142 Hyderabad Sanatana 11/04/2019			Active	32	0	6	-6	-15.79%	38	3	3			S,M,VP,SC	8			
Exc Award (06/30/2024) 143987 Hyderabad Sanatana Mahati 12/21/2020			Active	25	4	9	-5	-16.67%	30	2	2			VP,SC	2	90+ Days		
Exc Award (06/30/2023) 142466 Hyderabad Sanathnagar Dynamic 07/31/2020			Active	24	1	0	1	4.35%	23		8		2	N	S,T,M,VP,SC	2		
100872 HYDERABAD SANATHNAGAR TEAM 12/28/2007			Active	32	3	0	3	10.34%	32		1			N	M	8		
Exc Award (06/30/2020)																		



Club Health Assessment for District 320 D through March 2025

			Status	Membership							Reports					Finance		LCIF
Club Number	Club Name	Charter Date		Current Member Count	YTD Members Added	YTD Members Dropped	YTD Net Growth	YTD Net Growth%	Member Count 12 Months Ago	Avg. length of service for dropped members	Months Since Last MMR ***	Yrs. Since Last Officer Report	President Rotation	Vice President Reported ****	Months Since Last Activity Report ***	Account Balance	Donations for current Fiscal Year	
			Number of times on status quo within last two years	If below 15 members appears				If net loss is greater than 20% appears			If no report in 3 months appears in	When more than one year appears in	Number of repeat terms	Notes the officers that do not have appears in an active	If no report at 12 months red			
41617	HYDERABAD SANATNAGAR	06/14/1982	Active	60	8	5	3	5.26%	61	6	3			N VP	0		\$31,246.98	
	Exc Award (06/30/2018, 06/30/2019, 06/30/2020)																	
55839	HYDERABAD SERILINGAMPALLI CHAN	06/13/1994	Active	51	3	0	3	6.25%	49		4			N	6		\$59,101.34	
	Exc Award (06/30/2019, 06/30/2024)																	
128658	Hyderabad Serilingampally Mithra	08/24/2016	Active	24	0	0	0	0.00%	24		5		4	M,VP,SC	9			
	Exc Award (06/30/2022)																	
133904	Hyderabad Shathabdi	02/21/2018	Active	20	0	0	0	0.00%	24		8			P,T,M,VP,SC	8			
	Exc Award (06/30/2021)																	
26535	HYDERABAD SOUTH	01/25/1967	Active	39	4	3	1	2.63%	39	27	2			N	0			
	Exc Award (06/30/2017)																	
100966	HYDERABAD SWARNADHAMA	01/09/2008	Active	33	0	11	-11	-25.00%	44	3	3			P,T,M,VP,SC	8			
123319	Hyderabad Swarnapuri	10/09/2014	Cancelled(8*)	0	0	22	-22	-100.00%	22	8	4		None	P,S,T,M,VP SC	8	90+ Days		
127662	Hyderabad Telangana	06/03/2016	Active	29	1	1	0	0.00%	30	6	8			S,T,VP,SC	8	90+ Days		
	Exc Award (06/30/2022)																	
37538	HYDERABAD WEST	09/05/1979	Active	17	0	0	0	0.00%	17		10			S,T,M,VP,SC	8			
	Exc Award (06/30/2020)																	
151937	Indalwai	10/25/2022	Cancelled(8*)	0	0	21	-21	-100.00%	21	2	3	1	None	P,S,T,M,VP SC	8	90+ Days		
140538	Jagdevpur Mithra	01/06/2020	Cancelled(8*)	0	0	12	-12	-100.00%	12	4	3	1	None	P,S,T,M,VP SC	8	90+ Days		
145261	Jankampet	02/26/2021	Cancelled(8*)	0	0	10	-10	-100.00%	10	2	18	1	None	P,S,T,M,VP SC	8	90+ Days		
30403	JOGIPET	03/06/1975	Active	40	0	0	0	0.00%	40		10			P,S,M,VP,SC	8			
	Exc Award (06/30/2022)																	
149515	Jukkal Diamond	02/23/2022	Cancelled(8*)	0	0	14	-14	-100.00%	14	3	3	1	None	P,S,T,M,VP SC	8	90+ Days		
26538	KAMAREDDY	09/15/1971	Active	46	1	0	1	2.22%	62		6			M,VP,SC	3			
	Exc Award (06/30/2022)																	
108704	KAMAREDDY VIVEKANANDA	06/22/2010	Active	34	0	1	-1	-2.86%	38	7	5			N S,T,M,VP,SC	9			
140462	Khanapur Annadatha	12/12/2019	Active(1)	30	0	0	0	0.00%	30		18		2	P,S,T,M,VP SC	8	90+ Days		
143535	Kotagiri Diamond	11/09/2020	Active(1)	15	15	15	0	0.00%	15	2	1		2	S,T,M,VP,SC	9			



Club Health Assessment for District 320 D through March 2025

			Status	Membership							Reports					Finance		LCIF
Club Number	Club Name	Charter Date		Current Member Count	YTD Members Added	YTD Members Dropped	YTD Net Growth	YTD Net Growth%	Member Count 12 Months Ago	Avg. length of service for dropped members	Months Since Last MMR ***	Yrs. Since Last Officer Report	President Rotation	Vice President Reported ****	Months Since Last Activity Report ***	Account Balance	Donations for current Fiscal Year	
			Number of times on status quo within last two years	If below 15 members appears				If net loss is greater than 20% appears			If no report in 3 months appears in	When more than one year appears in	Number of repeat terms	Notes the officers that do not have an active	If no report at 12 months appears in red			
102481	KOTGIR	06/20/2008	Active	21	0	0	0	0.00%	21		20			T,M,VP,SC	8	90+ Days		
139210	Medak Citizen	07/10/2019	Active	12	0	7	-7	-36.84%	19	1	3			T,M,VP,SC	8			
55867	MEDAK MANJEERA	06/20/1994	Active(1)	27	0	0	0	0.00%	27		15			P,T,M,VP,SC	8			
153518	Morthad	03/30/2023	Active(1)	29	6	0	6	26.09%	30		0			M,VP,SC	8	90+ Days		
145507	Mosra	03/08/2021	Cancelled(8*)	0	0	13	-13	-100.00%	13	3	14		None	P,S,T,M,VP SC	8	90+ Days		
147175	Mupkal	07/08/2021	Active(1)	22	22	23	-1	-4.35%	23	3	0			P,S,T,M,VP SC	8			
61080	NANDIPET	08/10/1998	Active	30	2	0	2	7.14%	29		7			M,VP,SC	8			
68518	NARASAPUR SNEHABANDHU	04/09/2003	Active(2)	60	9	0	9	17.65%	62		5			M,VP,SC	8			
	Exc Award (06/30/2019, 06/30/2020, 06/30/20																	
97977	NARAYANKHED	11/07/2006	Active	46	11	0	11	31.43%	39		7			N	0			
145671	Nasrullabad	03/30/2021	Cancelled(8*)	0	0	21	-21	-100.00%	21	3	4		None	P,S,T,M,VP SC	8	90+ Days		
26551	NIRMAL	04/24/1972	Active	74	7	1	6	8.82%	77	10	0			N	8			
	Exc Award (06/30/2020, 06/30/2022, 06/30/20																	
26552	NIZAMABAD	07/21/1963	Active	32	2	1	1	3.23%	33	1	3			N	0			
	Exc Award (06/30/2018, 06/30/2023, 06/30/20																	
144316	Nizamabad Central	12/30/2020	Active(1)	21	0	0	0	0.00%	21		4			S,T,M,VP,SC	8	90+ Days		
61220	NIZAMABAD DIAMOND	11/03/1998	Active	33	0	4	-4	-10.81%	51	17	3			P,T,M,VP,SC	8	90+ Days		
	Exc Award (06/30/2019, 06/30/2023)																	
76032	NIZAMABAD FORT CITY	06/30/2003	Active	22	0	0	0	0.00%	23		7		2	N	T,SC	0		
	Exc Award (06/30/2019, 06/30/2020)																	
37393	NIZAMABAD INDUR	06/20/1979	Active	33	1	1	0	0.00%	42	10	1			P,M,VP,SC	8			
117720	NIZAMABAD SAHARA	09/05/2012	Active	21	8	3	5	31.25%	21	2	0			M,VP,SC	0		\$60.02	
	Exc Award (06/30/2019)																	
148922	Nizamabad Telangana	11/12/2021	Active	28	2	0	2	7.69%	42		0			N	VP	5		
	Exc Award (06/30/2023)																	
153554	Nizamabad Yuvashakthi	03/17/2023	Cancelled(8*)	0	2	13	-11	-100.00%	14	2	7		None	P,S,T,M,VP SC	4	90+ Days		
66635	PATANCHERU	09/27/2002	Active	35	2	0	2	6.06%	33		1			M,VP,SC	8	90+ Days		



Club Health Assessment for District 320 D through March 2025

			Status	Membership							Reports					Finance		LCIF
Club Number	Club Name	Charter Date		Current Member Count	YTD Members Added	YTD Members Dropped	YTD Net Growth	YTD Net Growth%	Member Count 12 Months Ago	Avg. length of service for dropped members	Months Since Last MMR ***	Yrs. Since Last Officer Report	President Rotation	Vice President Reported ****	Months Since Last Activity Report ***	Account Balance	Donations for current Fiscal Year	
			Number of times on status quo within last two years	If below 15 members appears				If net loss is greater than 20% appears			If no report in 3 months appears in	When more than one year appears in	Number of repeat terms	Notes the officers that do not have an active	If no report at 12 months appears in red			
98729	PITLAM	03/06/2007	Active	33	0	0	0	0.00%	33		22			P,S,M,VP,SC	8			
	Exc Award (06/30/2020)																	
137632	Ramachandra Puram Suburban	03/14/2019	Active(1)	27	0	0	0	0.00%	27		45			S,T,M,VP,SC	9	90+ Days		
51162	RAMAYAMPET	12/27/1990	Active(2)	16	0	0	0	0.00%	13		10		2	P,S,M,VP,SC	8			
	Exc Award (06/30/2021)																	
117856	RAMAYAMPET SNEHABANDHU	10/17/2012	Active	21	1	9	-8	-27.59%	29	6	2			T,M,VP,SC	8			
144495	Regode	12/31/2020	Cancelled(8*)	0	0	23	-23	-100.00%	23	3	0		None	P,S,T,M,VP SC	8	90+ Days		
153556	Renjal	03/17/2023	Cancelled(8*)	0	0	20	-20	-100.00%	20	2	25		None	P,S,T,M,VP SC	8	90+ Days		
137006	Rudrur	12/06/2018	Active(1)	48	42	15	27	128.57%	21	3	1			P,M,VP,SC	8			
	Exc Award (06/30/2024)																	
145669	Sadashivanagar	03/30/2021	Active(1)	13	0	0	0	0.00%	19		4			S,T,M,VP,SC	8			
98728	SANGAREDDY ADARSHA	03/06/2007	Active	57	0	0	0	0.00%	57		11			M,VP,SC	8			
	Exc Award (06/30/2022, 06/30/2024)																	
118062	SHAKARNAGAR	10/19/2012	Active	13	0	0	0	0.00%	13		4			S,M,VP,SC	8	90+ Days		
	Exc Award (06/30/2020)																	
28079	SIDDIPET	02/06/1974	Active	41	2	3	-1	-2.38%	46	5	0			S,M,VP,SC	5			
	Exc Award (06/30/2022)																	
103689	SIDDIPET SPOORTHY	09/24/2008	Active	41	6	2	4	10.81%	40	3	1			M,VP,SC	8			
145166	Sidhapur	02/25/2021	Cancelled(8*)	0	0	36	-36	-100.00%	36	3	20		None	P,S,T,M,VP SC	8	90+ Days		
129626	Toopran Sneha	12/19/2016	Cancelled(8*)	0	0	17	-17	-100.00%	0	4	3		None	P,S,T,M,VP SC	8	90+ Days		
	Exc Award (06/30/2020)																	
100425	VARNI	10/23/2007	Active	42	1	0	1	2.44%	53		0		N	VP,SC	8			
	Exc Award (06/30/2020)																	
132017	Watpally	07/04/2017	Active(1)	32	0	0	0	0.00%	32		10			P,T,M,VP,SC	9	90+ Days		
106506	YEDPALLY	08/31/2009	Active	25	0	0	0	0.00%	25		4			M,VP,SC	9			
	Exc Award (06/30/2023)																	
132463	Zahirabad Elite	08/16/2017	Active	14	0	2	-2	-12.50%	16	5	3			S,M,VP,SC	8			



Club Health Assessment for District 320 D through March 2025

			Status	Membership							Reports				Finance	LCIF	
Club Number	Club Name	Charter Date		Current Member Count	YTD Members Added	YTD Members Dropped	YTD Net Growth	YTD Net Growth%	Member Count 12 Months Ago	Avg. length of service for dropped members	Months Since Last MMR ***	Yrs. Since Last Officer Report	President Rotation	Vice President Reported ****	Months Since Last Activity Report ***	Account Balance	Donations for current Fiscal Year
			Number of times on status quo within last two years	If below 15 members appears				If net loss is greater than 20% appears			If no report in 3 months appears in	When more than one year appears in	Number of repeat terms	Notes the officers that do not have an active	If no report at 12 months appears in red		
Exc Award (06/30/2018, 06/30/2020)																	

Clubs Cancelled Previous Fiscal Year – Clubs Cancelled within last 12 months may be reinstated

Club Number	Club Name	Charter Date	Current Status*	Cancellation Date
148105	Bodhan Legends	08/30/2021	Cancelled(7*)	11/29/2023
136530	Bodhan New Voices	09/27/2018	Cancelled(7*)	11/29/2023
145260	Bodhan Triveni	02/26/2021	Cancelled(7*)	11/29/2023
147173	Gajwel Raipole	08/02/2021	Cancelled(8*)	12/29/2023
109481	GUMMADIDALA	10/26/2010	Cancelled(8*)	12/29/2023
132039	Hyderabad Chilukuri Balaji	07/10/2017	Cancelled(8*)	08/29/2023
106508	HYDERABAD ELITE	08/31/2009	Cancelled(7*)	06/29/2024
142448	Hyderabad Kaleshwaram	07/31/2020	Cancelled(8*)	12/29/2023
145259	Hyderabad L B Nagar	05/12/2021	Cancelled(8*)	09/29/2023
109025	HYDERABAD SEBARI	08/05/2010	Cancelled(8*)	12/29/2023

Current Total Clubs Count	YTD New Clubs Count	YTD Cancelled Clubs Count	YTD Net Club Gain	Current Total Members Count	YTD Add	YTD Drop	YTD Net Growth	YTD Net Growth %	Member Count 12 Months Ago	Average Member Count Per Club	% of Clubs with less than 20 members	% No MMR in 3 Months	% No Officer Report in 12 Months	% of Clubs with balance 90+ days	Number of Clubs in Status Quo	% Status Quo Clubs in Financial Suspension	Number of Cancelled Clubs	Average Cancelled Club Age	Members Lost Due to Cancellation	% of Clubs Cancelled for Non-Financial Reasons
129	8	23	-15	4,255	952	947	5	0.12%	4,388	33	18%	60%	2%	26%	0	0%	23	8	494	-26%

* - P - Priority Club. Cancellation Reasons: 1-Objectives/conduct, 2-Non-active club, 5-Non-existing club, 6-Disbanding, 7-Merger, 8-Financial Suspension, 9-District/Multiple District Dues.

** - Abbreviation: P-President, S-Secretary, T-Treasurer, M-Member Chairperson, VP-First Vice President, MC-Communications Chairperson, SC-Service Chairperson

*** - Abbreviation: N/R - Never reported using the Lions Clubs website, N/A - Not applicable, No password registered for the Lions Clubs website.

**** - Abbreviation: N - New, IP - Immediate Past, R - Repeat.



Club Health Assessment for District 320 E through March 2025

			Status	Membership							Reports					Finance		LCIF
Club Number	Club Name	Charter Date		Current Member Count	YTD Members Added	YTD Members Dropped	YTD Net Growth	YTD Net Growth%	Member Count 12 Months Ago	Avg. length of service for dropped members	Months Since Last MMR ***	Yrs. Since Last Officer Report	President Rotation	Vice President Reported ****	Months Since Last Activity Report ***	Account Balance	Donations for current Fiscal Year	
			Number of times on status quo within last two years	If below 15 members appears				If net loss is greater than 20% appears			If no report in 3 months appears in	When more than one year appears in	Number of repeat terms	Notes the officers that do not have an active	If no report at 12 months red			
Clubs less than two years old																		
172367	Abdullapurmet RFC	06/21/2024	Active	18	2	4	-2	-10.00%	0	2	1		2	M,VP,SC	0			
180786	Bhadrachalam Jatayuvu	03/05/2025	Newly Chartered	20	20	0	20	100.00%	0		0			T,M,VP,SC	N/A			
180379	Bonakal	02/10/2025	Newly Chartered	22	22	0	22	100.00%	0		1		N	M,VP,SC	N/R			
180210	Chityal	01/09/2025	Newly Chartered	40	40	0	40	100.00%	0		2		N		N/R			
176563	Dammapeta	08/13/2024	Active	22	22	0	22	100.00%	0		7		N	M,VP,SC	0			
180636	Haliya	01/31/2025	Newly Chartered	20	20	0	20	100.00%	0		2			M,VP,SC	N/R			
180944	Hayathnagar Stars	02/18/2025	Newly Chartered	23	23	0	23	100.00%	0		0		N		N/A			
156037	Khammam Doctors	09/30/2023	Cancelled(8*)	0	0	20	-20	-100.00%	20	1	12	1	None	P,S,T,M,VP SC	4	90+ Days		
154855	Khammam Stars	06/21/2023	Cancelled(8*)	0	0	91	-91	-100.00%	20	3	1		None	P,S,T,M,VP SC	4	90+ Days		
180787	Kothagudem Samhitha	02/28/2025	Newly Chartered	20	20	0	20	100.00%	0		1		N	T,M,VP,SC	N/R			
155520	Miryalaguda Chaithanya Jana Seva Sangham Divyanga	08/07/2023	Active	23	2	9	-7	-23.33%	58	1	3		N	M,SC	0			
155599	Miryalaguda Vanitha Diamond	08/07/2023	Active	17	3	3	0	0.00%	23	2	3			S,T,M,VP,SC	0			
154622	Nalgonda Gems	06/05/2023	Active	30	4	4	0	0.00%	28	1	3		N	S,T,VP,SC	0			
157356	Nalgonda Golden Jubilee Elvee Seva	02/05/2024	Cancelled(8*)	0	0	38	-38	-100.00%	36	1	10		None	P,S,T,M,VP SC	5	90+ Days		
154923	Nalgonda Heights	06/21/2023	Active	25	1	18	-17	-40.48%	42	1	4			S,T,M,VP,SC	0			
154782	Nalgonda New Life	06/19/2023	Active	40	2	2	0	0.00%	34	2	1			S,M,VP,SC	0			
180904	Nalgonda Royal	02/17/2025	Newly Chartered	32	32	0	32	100.00%	0		1			M,VP,SC	N/R			
180669	Nalgonda Young Stars	02/13/2025	Newly Chartered	22	22	0	22	100.00%	0		1		N		N/R			
180727	Sathupally Stars	02/13/2025	Newly Chartered	20	20	0	20	100.00%	0		0		N		N/R			



Club Health Assessment for District 320 E through March 2025

			Status	Membership							Reports					Finance		LCIF
Club Number	Club Name	Charter Date		Current Member Count	YTD Members Added	YTD Members Dropped	YTD Net Growth	YTD Net Growth%	Member Count 12 Months Ago	Avg. length of service for dropped members	Months Since Last MMR ***	Yrs. Since Last Officer Report	President Rotation	Vice President Reported ****	Months Since Last Activity Report ***	Account Balance	Donations for current Fiscal Year	
			Number of times on status quo within last two years	If below 15 members appears				If net loss is greater than 20% appears			If no report in 3 months appears in	When more than one year appears in	Number of repeat terms	Notes the officers that do not have an active	If no report at 12 months appears in red			
154893	Thipparthy	06/21/2023	Cancelled(8*)	0	0	16	-16	-100.00%	34	1	6	1	None	P,S,T,M,VP SC	4	90+ Days		
Clubs more than two years old																		
115300	ABHAYA VANGA MUTYALA BANJAR	10/13/2011	Cancelled(8*)	0	0	15	-15	-100.00%	15	7	3		None	P,S,T,M,VP SC	4	90+ Days		
Exc Award (06/30/2016, 06/30/2020, 06/30/2021)																		
137554	Aswapuram	03/12/2019	Cancelled(8*)	0	0	28	-28	-100.00%	40	3	2		None	P,S,T,M,VP SC	4	90+ Days		
45248	ASWARAOPET	06/25/1985	Active(1)	48	3	2	1	2.13%	47	4	1		2	M,VP,SC	0			
Exc Award (06/30/2018, 06/30/2021, 06/30/2022)																		
55239	BHADRACHALAM	01/25/1994	Active	95	23	24	-1	-1.04%	102	4	0			P,T,M,VP,SC	0		\$1,000.30	
Exc Award (06/30/2016, 06/30/2021)																		
152118	Chandur Seva	08/17/2022	Active	46	0	6	-6	-11.54%	48	2	3			M,VP,SC	0			
128454	Choutuppal Seva	08/11/2016	Active	72	0	0	0	0.00%	72		10		N	P,S,T,VP,SC	0			
Exc Award (06/30/2019, 06/30/2021, 06/30/2022)																		
120543	Devarakonda Mithra	10/14/2013	Active(1)	31	0	14	-14	-31.11%	45	5	3			T,M,VP,SC	0			
Exc Award (06/30/2018, 06/30/2019, 06/30/2020)																		
125250	Devarakonda Sahasra	06/22/2015	Active	20	2	0	2	11.11%	20		8			S,T,M,VP,SC	0			
Exc Award (06/30/2016, 06/30/2021)																		
49227	DEVERKONDA	02/14/1989	Active	50	4	0	4	8.70%	53		1			T,M,VP,SC	0		\$1,000.30	
Exc Award (06/30/2022, 06/30/2023)																		
153102	Ghattuppal	11/30/2022	Cancelled(8*)	0	0	42	-42	-100.00%	42	2	3	1	None	P,S,T,M,VP SC	4	90+ Days		
44594	KALLOOR	01/08/1985	Active(1)	22	0	10	-10	-31.25%	50	3	3		None	P,S,T,M,VP SC	0			
Exc Award (06/30/2023)																		
151832	Kanagal	07/18/2022	Active	21	5	18	-13	-38.24%	34	2	3			S,M,VP,SC	0			
26540	KHAMMAM	06/07/1973	Active	104	16	16	0	0.00%	110	11	0		N	T,M,SC	0		\$2,000.60	
Exc Award (06/30/2016, 06/30/2019, 06/30/2020)																		
151773	Khammam Great	07/21/2022	Active	24	8	6	2	9.09%	22	2	4		N		0			
40070	KHAMMAM STHAMBADRI	06/17/1981	Active(2)	17	17	34	-17	-50.00%	34	17	0		N		0			
Exc Award (06/30/2018)																		
26542	KOTHAGUDEM	04/26/1965	Active(1)	36	4	1	3	9.09%	36	0	4		None	P,S,T,M,VP SC	0			



Club Health Assessment for District 320 E through March 2025

			Status	Membership							Reports					Finance		LCIF
Club Number	Club Name	Charter Date		Current Member Count	YTD Members Added	YTD Members Dropped	YTD Net Growth	YTD Net Growth%	Member Count 12 Months Ago	Avg. length of service for dropped members	Months Since Last MMR ***	Yrs. Since Last Officer Report	President Rotation	Vice President Reported *****	Months Since Last Activity Report ***	Account Balance	Donations for current Fiscal Year	
			Number of times on status quo within last two years	If below 15 members appears				If net loss is greater than 20% appears			If no report in 3 months appears in	When more than one year appears in	Number of repeat terms	Notes the officers that do not have an active	If no report at 12 months appears in red			
Exc Award (06/30/2023)																		
63081	KOTHAGUDEM MILLENNIUM	04/13/2000	Active(1)	51	1	50	-49	-49.00%	96	5	2			N	M,VP,SC	0		
Exc Award (06/30/2018, 06/30/2020, 06/30/2022)																		
141303	Kothagudem Samarpana	04/29/2020	Cancelled(8*)	0	0	111	-111	-100.00%	23	1	1	1	None		P,S,T,M,VP SC	4	90+ Days	
Exc Award (06/30/2023)																		
53167	KOTHAGUDEM SINGARENI	05/27/1992	Cancelled(8*)	0	0	15	-15	-100.00%	15	12	1		None		P,S,T,M,VP SC	4	90+ Days	
Exc Award (06/30/2023)																		
115144	KOTHAGUDEM SRINAGAR	09/20/2011	Active(1)	18	0	0	0	0.00%	18		12	1	None		P,S,T,M,VP SC	0		
152206	Madhira Gold	08/30/2022	Cancelled(8*)	0	0	24	-24	-100.00%	24	2	3	1	None		P,S,T,M,VP SC	4	90+ Days	
58131	MANUGURU	04/15/1996	Active(1)	46	0	0	0	0.00%	46		2			R	S,T,VP,SC	0		
Exc Award (06/30/2016, 06/30/2018, 06/30/2020)																		
148301	Manuguru Legends	10/12/2021	Cancelled(8*)	0	0	15	-15	-100.00%	15	7	12	1	None		P,S,T,M,VP SC	4	90+ Days	
Exc Award (06/30/2022)																		
106864	MIRYALAGUDA THARUNA	11/05/2009	Active(2)	26	11	7	4	18.18%	22	4	1		2	N	T,SC	0		
Exc Award (06/30/2023)																		
30067	MIRYALGUDA	12/23/1974	Active	76	0	7	-7	-8.43%	83	2	3			N		0		
Exc Award (06/30/2021, 06/30/2023)																		
115124	MIRYALGUDA BHASKARA	09/20/2011	Active	20	0	3	-3	-13.04%	27	9	2			N	T,VP,SC	0		
Exc Award (06/30/2023)																		
77705	NAKREKAL	10/06/2003	Active	48	7	1	6	14.29%	55	5	2			N	M	0	\$2,000.60	
Exc Award (06/30/2018, 06/30/2020, 06/30/2022)																		
131888	Nakrekal Centennial	07/04/2017	Active(1)	21	0	0	0	0.00%	21		12	1	None		P,S,T,M,VP SC	0		
Exc Award (06/30/2018, 06/30/2021, 06/30/2022)																		
143056	Nakrekal Navya	09/28/2020	Active	15	1	1	0	0.00%	19	5	0				T,M,VP,SC	0		
Exc Award (06/30/2023)																		
30068	NALGONDA	12/23/1974	Active	215	12	35	-23	-9.66%	224	5	0				M,VP,SC	0	\$1,054.21	
Exc Award (06/30/2016, 06/30/2022, 06/30/2023)																		
136112	Nalgonda Aadarsh	08/17/2018	Active	50	4	8	-4	-7.41%	62	2	0			N	S,SC	0		
Exc Award (06/30/2020, 06/30/2021, 06/30/2022)																		



Club Health Assessment for District 320 E through March 2025

			Status	Membership							Reports					Finance	LCIF
Club Number	Club Name	Charter Date		Current Member Count	YTD Members Added	YTD Members Dropped	YTD Net Growth	YTD Net Growth%	Member Count 12 Months Ago	Avg. length of service for dropped members	Months Since Last MMR ***	Yrs. Since Last Officer Report	President Rotation	Vice President Reported ****	Months Since Last Activity Report ***	Account Balance	Donations for current Fiscal Year
			Number of times on status quo within last two years	If below 15 members appears					If net loss is greater than 20% appears			If no report in 3 months appears in	When more than one year appears in	Number of repeat terms	Notes the officers that do not have an active	If no report at 12 months appears in red	
152207	Nalgonda Challengers	08/30/2022	Active	16	0	0	0	0.00%	15		9				P,S,T,M,VP	0	
106182	NALGONDA DIAMOND	08/04/2009	Active	224	4	3	1	0.45%	238	15	2			R	T,M,VP	0	\$1,000.30
Exc Award (06/30/2016, 06/30/2018, 06/30/20																	
106183	NALGONDA ELITE	08/04/2009	Active	61	6	0	6	10.91%	52		1			N	VP	0	\$996.52
Exc Award (06/30/2018, 06/30/2019, 06/30/20																	
153103	Nalgonda Galaxy	11/30/2022	Active	42	2	2	0	0.00%	85	2	1				S,T,M,VP,SC	0	
153428	Nalgonda Gold	01/09/2023	Active	48	11	0	11	29.73%	41		8			N	T,M,VP,SC	0	
111145	NALGONDA GREATER	06/03/2011	Active	211	21	29	-8	-3.65%	198	4	1			N	P,S	0	\$1,000.30
Exc Award (06/30/2016, 06/30/2018, 06/30/20																	
152523	Nalgonda Icon	08/30/2022	Active	48	1	8	-7	-12.73%	59	2	1			N	M,SC	0	\$1,000.29
145674	Nalgonda Jeevitha Bheema	03/24/2021	Active(1)	19	0	0	0	0.00%	21		9	1	None		P,S,T,M,VP SC	0	
Exc Award (06/30/2023)																	
138294	Nalgonda Shakthi New Voices	06/04/2019	Active(1)	29	0	5	-5	-14.71%	32	3	0			N	M,SC	0	
Exc Award (06/30/2021, 06/30/2023)																	
84694	NALGONDA SNEHA	01/13/2005	Active	52	4	9	-5	-8.77%	58	4	0			N	S,T,VP,SC	0	\$1,000.30
Exc Award (06/30/2016, 06/30/2018, 06/30/20																	
111183	NALGONDA SPT PLATINUM	06/03/2011	Active	56	2	50	-48	-46.15%	114	1	2			N		0	\$20.00
Exc Award (06/30/2018, 06/30/2019, 06/30/20																	
119289	NALGONDA STARS	05/06/2013	Active	187	33	4	29	18.35%	155	4	0				M,VP,SC	0	\$9,002.80
Exc Award (06/30/2016, 06/30/2018, 06/30/20																	
152777	Nalgonda Yuva	10/10/2022	Cancelled(8*)	0	0	21	-21	-100.00%	21	4	3	1	None		P,S,T,M,VP SC	4	90+ Days
64743	NEREDUCHERLA	10/11/2001	Active(1)	60	14	20	-6	-9.09%	65	2	3				M,VP,SC	0	
Exc Award (06/30/2021, 06/30/2023)																	
115359	NIDAMANOOR	10/21/2011	Active(2)	58	6	0	6	11.54%	59		8				P,T,M,VP,SC	0	
Exc Award (06/30/2021, 06/30/2023)																	
142588	Nuthankal	08/11/2020	Active(2)	22	2	12	-10	-31.25%	29	1	1			N	P,S,T,M,VP SC	0	
Exc Award (06/30/2023)																	
37623	PALONCHA	10/08/1979	Active	30	7	0	7	30.43%	26		1		None		P,S,T,M,VP SC	0	\$1,000.30



Club Health Assessment for District 320 E through March 2025

			Status	Membership							Reports					Finance		LCIF
Club Number	Club Name	Charter Date		Current Member Count	YTD Members Added	YTD Members Dropped	YTD Net Growth	YTD Net Growth%	Member Count 12 Months Ago	Avg. length of service for dropped members	Months Since Last MMR ***	Yrs. Since Last Officer Report	President Rotation	Vice President Reported ****	Months Since Last Activity Report ***	Account Balance	Donations for current Fiscal Year	
			Number of times on status quo within last two years	If below 15 members appears				If net loss is greater than 20% appears			If no report in 3 months appears in	When more than one year appears in	Number of repeat terms	Notes the officers that do not have an active	If no report at 12 months appears in red			
Exc Award (06/30/2018, 06/30/2021)																		
123118	Paloncha Gold	09/16/2014	Cancelled(8*)	0	0	6	-6	-100.00%	24	8	9		None	P,S,T,M,VP SC	4	90+ Days		
Exc Award (06/30/2016, 06/30/2018, 06/30/2021)																		
56406	PALONCHA KINNARASANI	01/03/1995	Cancelled(8*)	0	0	13	-13	-100.00%	21	13	0		None	P,S,T,M,VP SC	1	90+ Days		
134683	Pinapaka	05/14/2018	Cancelled(8*)	0	0	20	-20	-100.00%	20	5	3	1	None	P,S,T,M,VP SC	4	90+ Days		
Exc Award (06/30/2023)																		
88850	RAMANNAPET	06/30/2005	Active	53	0	1	-1	-1.85%	56	1	3			N VP,SC	0			
Exc Award (06/30/2016, 06/30/2018, 06/30/2021)																		
54501	SATTUPALLI	05/24/1993	Active	130	15	4	11	9.24%	120	2	0			R S,T,M,VP,SC	0		\$1,000.30	
Exc Award (06/30/2016, 06/30/2020, 06/30/2021)																		
150558	Shaligowaram	05/19/2022	Active	35	0	0	0	0.00%	35		8			M,VP,SC	0			
Exc Award (06/30/2023)																		
30069	SURYAPET	12/23/1974	Active	137	24	24	0	0.00%	134	5	0			N M,VP,SC	0		\$1,000.30	
Exc Award (06/30/2016, 06/30/2018, 06/30/2021)																		
121333	Suryapet Shraddha	02/07/2014	Cancelled(8*)	0	0	26	-26	-100.00%	26	7	6		None	P,S,T,M,VP SC	5	90+ Days		
Exc Award (06/30/2016, 06/30/2021, 06/30/2023)																		
111107	SURYAPET SPANDANA	05/24/2011	Active(1)	23	0	0	0	0.00%	23		2			P,T,M,VP,SC	0			
78234	SURYAPET SPURTHY	02/13/2004	Active	27	1	5	-4	-12.90%	31	9	8			N SC	0			
Exc Award (06/30/2020, 06/30/2023)																		
152119	Suryapet Suraksha	08/08/2022	Active(1)	19	0	0	0	0.00%	19		12	1	None	P,S,T,M,VP SC	0	90+ Days		
109252	THALLADA	09/17/2010	Active(1)	93	13	1	12	14.81%	113	0	1			S,T,M,VP,SC	0			
Exc Award (06/30/2018, 06/30/2021, 06/30/2023)																		
125719	VM Banjar Saptapadi	11/25/2015	Active	36	0	0	0	0.00%	35		9		None	P,S,T,M,VP SC	0			
99458	WYRA	05/22/2007	Active	95	6	13	-7	-6.86%	105	4	3			N S,M,VP,SC	0		\$4,001.20	
Exc Award (06/30/2016, 06/30/2021, 06/30/2023)																		
151725	Wyra Great Vision	07/13/2022	Active	39	3	0	3	8.33%	33		1			T,M,VP,SC	0			



Club Health Assessment for District 320 E through March 2025

			Status	Membership							Reports					Finance	LCIF
Club Number	Club Name	Charter Date		Current Member Count	YTD Members Added	YTD Members Dropped	YTD Net Growth	YTD Net Growth%	Member Count 12 Months Ago	Avg. length of service members	Months Since Last MMR ***	Yrs. Since Last Officer Report	President Rotation	Vice President Reported ****	Months Since Last Activity Report ***	Account Balance	Donations for current Fiscal Year
			Number of times on status quo within last two years	If below 15 members appears				If net loss is greater than 20% appears			If no report in 3 months appears in	When more than one year appears in	Number of repeat terms	Notes the officers that do not have an active	If no report at 12 months appears in red		

Clubs Cancelled Previous Fiscal Year – Clubs Cancelled within last 12 months may be reinstated

Club Number	Club Name	Charter Date	Current Status*	Cancellation Date
150173	Huzurnagar Poncharla	03/17/2022	Cancelled(8*)	09/29/2023
152203	Kattangur	08/30/2022	Cancelled(8*)	12/29/2023
109186	KHAMMAM GOLD	09/07/2010	Cancelled(8*)	04/29/2024
150298	Mothey	03/24/2022	Cancelled(8*)	12/29/2023
142049	Munagala	07/07/2020	Cancelled(8*)	12/29/2023
133914	Narketpally Gold	03/04/2018	Cancelled(8*)	12/29/2023
148712	Suryapet Engineers	10/31/2021	Cancelled(8*)	12/29/2023
152166	Valigonda Warriors	08/24/2022	Cancelled(8*)	12/29/2023

Current Total Clubs Count	YTD New Clubs Count	YTD Cancelled Clubs Count	YTD Net Club Gain	Current Total Members Count	YTD Add	YTD Drop	YTD Net Growth	YTD Net Growth %	Member Count 12 Months Ago	Average Member Count Per Club	% of Clubs with less than 20 members	% No MMR in 3 Months	% No Officer Report in 12 Months	% of Clubs with balance 90+ days	Number of Clubs in Status Quo	% Status Quo Clubs in Financial Suspension	Number of Cancelled Clubs	Average Cancelled Club Age	Members Lost Due to Cancellation	% of Clubs Cancelled for Non-Financial Reasons
67	10	16	-6	3,416	548	974	-426	-11.09%	3,878	51	12%	40%	6%	1%	0	0%	16	10	501	-50%

* - P - Priority Club. Cancellation Reasons: 1-Objectives/conduct, 2-Non-active club, 5-Non-existing club, 6-Disbanding, 7-Merger, 8-Financial Suspension, 9-District/Multiple District Dues.

** - Abbreviation: P-President, S-Secretary, T-Treasurer, M-Member Chairperson, VP-First Vice President, MC-Communications Chairperson, SC-Service Chairperson

*** - Abbreviation: N/R - Never reported using the Lions Clubs website, N/A - Not applicable, No password registered for the Lions Clubs website.

**** - Abbreviation: N - New, IP - Immediate Past, R - Repeat.



Club Health Assessment for District 320 F through March 2025

			Status	Membership							Reports					Finance		LCIF
Club Number	Club Name	Charter Date		Current Member Count	YTD Members Added	YTD Members Dropped	YTD Net Growth	YTD Net Growth%	Member Count 12 Months Ago	Avg. length of service for dropped members	Months Since Last MMR ***	Yrs. Since Last Officer Report	President Rotation	Vice President Reported ****	Months Since Last Activity Report ***	Account Balance	Donations for current Fiscal Year	
			Number of times on status quo within last two years	If below 15 members appears				If net loss is greater than 20% appears			If no report in 3 months appears in	When more than one year appears in	Number of repeat terms	Notes the officers that do not have an active	If no report at 12 months red			
Clubs less than two years old																		
180709	Bhupalpally Gold	02/24/2025	Newly Chartered	20	20	0	20	100.00%	0		1			M,VP,SC	N/A			
176074	Chennur	08/16/2024	Active	27	27	0	27	100.00%	0		2			S,M,VP,SC	N/R			
181201	Hanamkonda Chaitanya	03/04/2025	Newly Chartered	20	20	0	20	100.00%	0		0			T,M,VP,SC	N/A			
154889	Hanamkonda Gold	06/20/2023	Active	20	0	0	0	0.00%	24		9			T,M,VP,SC	11		\$50.00	
156848	Hanamkonda Kakatiya Kings	01/05/2024	Cancelled(8*)	0	0	29	-29	-100.00%	29	1	15		None	P,S,T,M,VP SC	9	90+ Days		
155457	Hanamkonda Open Minds	08/25/2023	Active(2)	22	0	0	0	0.00%	22		9	1	None	P,S,T,M,VP SC	8			
179955	Hanamkonda Padmakshi	02/24/2025	Newly Chartered	20	20	0	20	100.00%	0		1		N	M,SC	N/A			
180805	Hanamkonda Physiotherapists	03/04/2025	Newly Chartered	20	20	0	20	100.00%	0		0			M,VP,SC	N/R			
154763	Hanamkonda Yodha	06/20/2023	Cancelled(8*)	0	0	13	-13	-100.00%	18	1	6	1	None	P,S,T,M,VP SC	9	90+ Days		
156649	Jangaon Advocates	11/22/2023	Cancelled(8*)	0	0	20	-20	-100.00%	20	1	16		None	P,S,T,M,VP SC	9	90+ Days		
154858	Jangaon Central	06/20/2023	Cancelled(8*)	0	0	9	-9	-100.00%	16	2	3	1	None	P,S,T,M,VP SC	11	90+ Days		
156270	Jangaon Kings	09/30/2023	Active(1)	7	1	17	-16	-69.57%	22	1	2			M,VP,SC	2			
154760	Kodakandla Town	06/20/2023	Active	44	13	0	13	41.94%	24		7			M,VP,SC	4			
178475	Medipally	10/29/2024	Active	30	35	5	30	100.00%	0	0	0		N	T,M,SC	2			
155567	Parvathagiri	08/25/2023	Cancelled(8*)	0	0	20	-20	-100.00%	20	1	19	1	None	P,S,T,M,VP SC	9	90+ Days		
155568	Peddavangara	08/25/2023	Active(1)	25	2	0	2	8.70%	28		2		2	N	T,M,VP,SC	9		
155458	Quilashapur	08/03/2023	Cancelled(8*)	0	0	20	-20	-100.00%	20	1	10		None	P,S,T,M,VP SC	9	90+ Days		
154870	Thorrur Diamonds	06/20/2023	Cancelled(8*)	0	0	20	-20	-100.00%	20	2	2	1	None	P,S,T,M,VP SC	11	90+ Days		
154187	Thorrur Vinayaka Friends	04/17/2023	Active	25	1	4	-3	-10.71%	28	2	3			S,T,VP	2			
Exc Award (06/30/2023)																		
155848	Warangal Athmeeya Premalatha	08/30/2023	Active	22	4	0	4	22.22%	26		2		2	S,T,M,VP,SC	0			
155455	Warangal Fort	08/25/2023	Cancelled(8*)	0	0	171	-171	-100.00%	20	1	3	1	None	P,S,T,M,VP SC	9	90+ Days		



Club Health Assessment for District 320 F through March 2025

			Status	Membership							Reports					Finance		LCIF
Club Number	Club Name	Charter Date		Current Member Count	YTD Members Added	YTD Members Dropped	YTD Net Growth	YTD Net Growth%	Member Count 12 Months Ago	Avg. length of service for dropped members	Months Since Last MMR ***	Yrs. Since Last Officer Report	President Rotation	Vice President Reported ****	Months Since Last Activity Report ***	Account Balance	Donations for current Fiscal Year	
			Number of times on status quo within last two years	If below 15 members appears				If net loss is greater than 20% appears			If no report in 3 months appears in	When more than one year appears in	Number of repeat terms	Notes the officers that do not have an active	If no report at 12 months red			
181197	Warangal Lal Bahadur	03/04/2025	Newly Chartered	20	20	0	20	100.00%	0		0			T,M,VP,SC	N/R			
155476	Yadagirigutta Sri Laxmi Narasimha Swamy	08/02/2023	Cancelled(8*)	0	0	20	-20	-100.00%	20	1	8		None	P,S,T,M,VP SC	9	90+ Days		
Clubs more than two years old																		
143032	Atmakur Deshai	10/05/2020	Active	17	0	0	0	0.00%	17		20	1	None	P,S,T,M,VP SC	8			
128025	Bachannapet	06/20/2016	Active	28	0	0	0	0.00%	28		8			S,T,M,VP,SC	2		\$200.00	
Exc Award (06/30/2023)																		
142879	Bheemadevarapally	09/09/2020	Cancelled(8*)	0	0	26	-26	-100.00%	26	3	3	1	None	P,S,T,M,VP SC	9	90+ Days		
Exc Award (06/30/2023)																		
63988	BHEEMARAM HANAMKONDA	02/26/2001	Active	34	4	1	3	9.68%	48	14	0		N	S,SC	5		\$50.00	
Exc Award (06/30/2019, 06/30/2020, 06/30/2023)																		
50677	CHERIAL	06/07/1990	Active	65	0	0	0	0.00%	65		8			S,T,M,VP,SC	0			
Exc Award (06/30/2019, 06/30/2023)																		
88646	DEVARUPPULA	06/15/2005	Active	28	1	2	-1	-3.45%	29	7	4		2	R	T,M,VP,SC	8	\$1,006.29	
Exc Award (06/30/2023)																		
132911	Dornakal	11/13/2017	Active(1)	10	0	6	-6	-37.50%	16	6	3			T,M,VP,SC	4			
Exc Award (06/30/2023)																		
144805	Garla	12/31/2020	Cancelled(8*)	0	0	4	-4	-100.00%	4	4	20	1	None	P,S,T,M,VP SC	9	90+ Days		
55201	GHANPUR STN	01/12/1994	Active	57	3	2	1	1.79%	62	6	2		N	P	8			
Exc Award (06/30/2019, 06/30/2023)																		
45843	HANAMKONDA	02/20/1986	Active	168	19	31	-12	-6.67%	180	5	1		R	M,VP,SC	0			
Exc Award (06/30/2020, 06/30/2022, 06/30/2023)																		
125921	Hanamkonda Abhaya	10/16/2015	Active	42	6	7	-1	-2.33%	49	4	3		N		0		\$100.00	
Exc Award (06/30/2020, 06/30/2023)																		
130868	Hanamkonda Adalath	05/12/2017	Active(1)	13	0	0	0	0.00%	18		0			T,M,VP,SC	9			
Exc Award (06/30/2023)																		
131324	Hanamkonda Athmeeya	06/13/2017	Active	57	13	0	13	29.55%	49		0			S,T,M,VP,SC	1			
Exc Award (06/30/2019, 06/30/2023)																		



Club Health Assessment for District 320 F through March 2025

			Status	Membership							Reports					Finance		LCIF
Club Number	Club Name	Charter Date		Current Member Count	YTD Members Added	YTD Members Dropped	YTD Net Growth	YTD Net Growth%	Member Count 12 Months Ago	Avg. length of service for dropped members	Months Since Last MMR ***	Yrs. Since Last Officer Report	President Rotation	Vice President Reported ****	Months Since Last Activity Report ***	Account Balance	Donations for current Fiscal Year	
			Number of times on status quo within last two years	If below 15 members appears				If net loss is greater than 20% appears			If no report in 3 months appears in	When more than one year appears in	Number of repeat terms	Notes the officers that do not have an active	If no report at 12 months appears in red			
136462	Hanamkonda Bhadrakali	10/08/2018	Cancelled(8*)	0	0	21	-21	-100.00%	26	4	3		None	P,S,T,M,VP SC	8	90+ Days		
130468	Hanamkonda Dheera	03/27/2017	Active	20	0	0	0	0.00%	20		8			T,M,VP,SC	3			
	Exc Award (06/30/2023)																	
137954	Hanamkonda Elite kakathiya	06/19/2019	Cancelled(8*)	0	0	12	-12	-100.00%	12	7	3	1	None	P,S,T,M,VP SC	9	90+ Days		
	Exc Award (06/30/2023)																	
132079	Hanamkonda Ethics	07/19/2017	Active	13	0	0	0	0.00%	13		8		2	S,T,M,VP,SC	9			
	Exc Award (06/30/2023)																	
147954	Hanamkonda Gopalapuram	09/01/2021	Active	38	7	3	4	11.76%	30	2	1			S,T,M,VP,SC	1			
	Exc Award (06/30/2023, 06/30/2024)																	
101465	HANAMKONDA JHANSI RANI	03/12/2008	Active	25	10	10	0	0.00%	31	4	0			R S,M,VP,SC	3			
	Exc Award (06/30/2019, 06/30/2023)																	
76021	HANAMKONDA KAKATIYA	06/30/2003	Active	67	1	9	-8	-10.67%	68	4	2			P,M,VP,SC	2		\$300.03	
	Exc Award (06/30/2023, 06/30/2024)																	
130471	Hanamkonda Kanakadurga	03/21/2017	Active	24	5	0	5	26.32%	21		4			N S,T,VP	0		\$50.00	
	Exc Award (06/30/2023)																	
144148	Hanamkonda Kings Journalists	12/28/2020	Cancelled(8*)	0	0	0	0	0.00%	9		9	1	None	P,S,T,M,VP SC	9	90+ Days		
	Exc Award (06/30/2023)																	
140097	Hanamkonda Krushi	11/04/2019	Active	26	0	0	0	0.00%	33		8			S,T,M,VP,SC	9			
146332	Hanamkonda Mithra	06/11/2021	Cancelled(6*)	0	0	0	0	0.00%	5		9			S,T,M,VP,SC	9	90+ Days		
87879	HANAMKONDA PRATAPARUDRA	04/25/2005	Active	27	1	7	-6	-18.18%	33	7	3		None	P,S,T,M,VP SC	4			
	Exc Award (06/30/2023)																	
98673	HANAMKONDA RANI RUDRAMA	02/27/2007	Active	61	39	0	39	177.27%	22		0			S,T,M,VP,SC	5			
	Exc Award (06/30/2023)																	
146758	Hanamkonda Royals	06/18/2021	Active	34	7	3	4	13.33%	39	1	0			N S	5			
	Exc Award (06/30/2023)																	
130270	Hanamkonda Sahasi	03/08/2017	Active	21	0	0	0	0.00%	21		18			N M,SC	7	90+ Days		
	Exc Award (06/30/2020, 06/30/2023)																	
150954	Hanamkonda Sevamithra	06/01/2022	Active	22	4	6	-2	-8.33%	24	3	0			R T,VP	1			



Club Health Assessment for District 320 F through March 2025

			Status	Membership							Reports					Finance		LCIF		
Club Number	Club Name	Charter Date		Current Member Count	YTD Members Added	YTD Members Dropped	YTD Net Growth	YTD Net Growth%	Member Count 12 Months Ago	Avg. length of service for dropped members	Months Since Last MMR ***	Yrs. Since Last Officer Report	President Rotation	Vice President Reported ****	Months Since Last Activity Report ***	Account Balance	Donations for current Fiscal Year			
			Number of times on status quo within last two years	If below 15 members appears					If net loss is greater than 20% appears					If no report in 3 months appears in	When more than one year appears in	Number of repeat terms	Notes the officers that do not have an active	If no report at 12 months appears in red		
Exc Award (06/30/2023)																				
121093	Hanamkonda Subedari	01/15/2014	Active(1)	21	11	8	3	16.67%	22	5	2			S,M,VP,SC	5			\$1,006.29		
Exc Award (06/30/2023)																				
61342	HANAMKONDA THOUSAND PILLERS	12/10/1998	Active	78	20	10	10	14.71%	84	7	0			N	T,SC	0				
Exc Award (06/30/2019, 06/30/2023)																				
101080	HANAMKONDA TRICITY	01/24/2008	Active(1)	25	5	4	1	4.17%	27	5	3				M,VP,SC	4			\$2,002.68	
Exc Award (06/30/2023)																				
137955	Hanamkonda Vinoothna	05/10/2019	Active	65	52	1	51	364.29%	19	2	0				T,M,VP,SC	5			\$50.00	
98670	HASANPARTHY	02/27/2007	Active	45	2	0	2	4.65%	51		0			N	M,VP	2				
Exc Award (06/30/2019, 06/30/2020, 06/30/2023)																				
32280	JANAGAON	05/19/1976	Active	77	6	1	5	6.94%	101	7	0			N	M	2				
Exc Award (06/30/2019, 06/30/2020, 06/30/2023)																				
52385	JANGAON ABAD	01/02/1992	Active	87	8	13	-5	-5.43%	106	8	0			N	P,T,VP	1				
Exc Award (06/30/2020, 06/30/2023, 06/30/2025)																				
152171	Jangaon BBoyz	08/12/2022	Active	32	12	0	12	60.00%	38		1				M,VP,SC	3				
Exc Award (06/30/2023)																				
131945	Jangaon Centennial Sahara	08/22/2017	Cancelled(8*)	0	0	6	-6	-100.00%	8	7	6	1	None		P,S,T,M,VP SC	9	90+ Days			
Exc Award (06/30/2023)																				
143988	Jangaon Diamonds	12/15/2020	Active	26	9	0	9	52.94%	23		2			N	M,SC	0				
Exc Award (06/30/2023)																				
152165	Jangaon Greater	08/17/2022	Active(1)	7	1	9	-8	-53.33%	25	2	3				M,VP,SC	9	90+ Days			
Exc Award (06/30/2023)																				
66969	JANGAON MILLENNIUM	12/19/2002	Active	40	5	3	2	5.26%	78	10	0				VP,SC	0			\$3,377.07	
Exc Award (06/30/2019, 06/30/2020, 06/30/2023)																				
147295	Jangaon Srisai	07/04/2021	Active(1)	17	0	11	-11	-39.29%	28	3	3				T,M,VP,SC	9			\$50.00	
Exc Award (06/30/2023)																				
132106	Jangoan Surya	09/11/2017	Active	37	5	3	2	5.71%	37	2	0				S,M,VP,SC	3			\$100.00	
Exc Award (06/30/2023)																				
148624	Kaleshwaram Mahadevapur	12/02/2021	Active	13	3	4	-1	-7.14%	16	3	2		2		S,T,M,VP,SC	1				



Club Health Assessment for District 320 F through March 2025

			Status	Membership							Reports					Finance		LCIF
Club Number	Club Name	Charter Date		Current Member Count	YTD Members Added	YTD Members Dropped	YTD Net Growth	YTD Net Growth%	Member Count 12 Months Ago	Avg. length of service for dropped members	Months Since Last MMR ***	Yrs. Since Last Officer Report	President Rotation	Vice President Reported ****	Months Since Last Activity Report ***	Account Balance	Donations for current Fiscal Year	
			Number of times on status quo within last two years	If below 15 members appears				If net loss is greater than 20% appears			If no report in 3 months appears in	When more than one year appears in	Number of repeat terms	Notes the officers that do not have an active	If no report at 12 months red			
Exc Award (06/30/2023)																		
140600	Kazipet	12/23/2019	Active	23	5	5	0	0.00%	35	3	0			S,T,M,VP,SC	1			
Exc Award (06/30/2023)																		
85954	KESAMUDRAM	03/22/2005	Active(1)	37	0	0	0	0.00%	37		8			T,M,VP,SC	9			
Exc Award (06/30/2023)																		
150160	Kuravi Veerabhadra Gold	03/16/2022	Cancelled(8*)	0	0	20	-20	-100.00%	20	3	3	1	None	P,S,T,M,VP SC	9	90+ Days		
Exc Award (06/30/2023)																		
66464	MADIKONDA	06/28/2002	Active	22	0	0	0	0.00%	22		20			N S,T,M,SC	9			
56332	MAHABUBABAD	12/13/1994	Active(1)	92	42	0	42	84.00%	49		2			T,M,VP,SC	5		\$150.00	
123235	Maripeda	09/30/2014	Cancelled(8*)	0	0	20	-20	-100.00%	20	9	17	1	None	P,S,T,M,VP SC	9	90+ Days		
133069	Mondrai Thirumalagiri	11/10/2017	Active(1)	22	1	0	1	4.76%	60		3			S,M,VP,SC	0			
Exc Award (06/30/2023)																		
146766	Mothkur	06/18/2021	Cancelled(8*)	0	0	19	-19	-100.00%	39	3	6	1	None	P,S,T,M,VP SC	9	90+ Days		
Exc Award (06/30/2023)																		
121433	Mulugu	02/26/2014	Active	25	1	1	0	0.00%	27	7	4			T,M,VP,SC	0		\$150.00	
Exc Award (06/30/2023)																		
105815	MUTHARAM	06/22/2009	Active	22	8	0	8	57.14%	22		1			S,T,M,VP,SC	3			
Exc Award (06/30/2023)																		
150161	Nellikudur Town	03/16/2022	Cancelled(8*)	0	0	13	-13	-100.00%	13	2	3	1	None	P,S,T,M,VP SC	9	90+ Days		
62985	PALAKURTHY	03/27/2000	Active	49	6	2	4	8.89%	50	2	1			T,M,VP,SC	8		\$1,006.29	
Exc Award (06/30/2019, 06/30/2023, 06/30/20)																		
46456	PARKAL	06/26/1986	Active(2)	11	0	0	0	0.00%	18		8		3	S,T,M,VP,SC	6			
Exc Award (06/30/2023)																		
132993	Raghunathpally Station	11/06/2017	Active	32	7	3	4	14.29%	31	4	3			R M,SC	0		\$1,008.37	
Exc Award (06/30/2020, 06/30/2023)																		
135808	Shivunipally	07/24/2018	Active(1)	24	1	0	1	4.35%	23		2			T,M,VP,SC	2			
48839	THORRUR	07/11/1988	Active	160	15	5	10	6.67%	150	12	0			N	0			
Exc Award (06/30/2019, 06/30/2023)																		



Club Health Assessment for District 320 F through March 2025

			Status	Membership							Reports					Finance		LCIF
Club Number	Club Name	Charter Date		Current Member Count	YTD Members Added	YTD Members Dropped	YTD Net Growth	YTD Net Growth%	Member Count 12 Months Ago	Avg. length of service for dropped members	Months Since Last MMR ***	Yrs. Since Last Officer Report	President Rotation	Vice President Reported ****	Months Since Last Activity Report ***	Account Balance	Donations for current Fiscal Year	
			Number of times on status quo within last two years	If below 15 members appears				If net loss is greater than 20% appears			If no report in 3 months appears in	When more than one year appears in	Number of repeat terms	Notes the officers that do not have an active	If no report at 12 months appears in red			
133417	Thorrur Seva Tharuni	12/13/2017	Active	58	6	15	-9	-13.43%	65	2	3			N	M,SC	0	\$200.00	
	Exc Award (06/30/2023, 06/30/2024)																	
143466	Thorrur Teachers	11/09/2020	Active(1)	40	3	0	3	8.11%	42		2				M,VP,SC	2		
	Exc Award (06/30/2023)																	
26582	WARANGAL	03/24/1963	Active	76	23	0	23	43.40%	53		0				M,VP,SC	6	\$2,412.58	
	Exc Award (06/30/2023)																	
104962	WARANGAL POTHANA	03/10/2009	Active(1)	22	0	3	-3	-12.00%	25	5	3				T,M,VP,SC	9		
	Exc Award (06/30/2020)																	
118684	WARANGAL APADHBHANDU	01/30/2013	Active(2)	58	0	1	-1	-1.69%	60	10	1			N		1		
	Exc Award (06/30/2023)																	
148599	Warangal Darshan	10/11/2021	Active(1)	10	10	31	-21	-67.74%	31	3	0		2	N	S,T,M	9		
	Exc Award (06/30/2023)																	
59564	WARANGAL EKASHILA	05/19/1997	Active(2)	16	0	7	-7	-30.43%	23	5	0				S,T,M,VP,SC	1		
	Exc Award (06/30/2023)																	
141313	Warangal Nitians Engineers	05/05/2020	Active(1)	12	0	9	-9	-42.86%	21	4	3		2	N	M,SC	9		
	Exc Award (06/30/2023)																	
84262	WARANGAL ORUGALLU	10/06/2004	Active	28	2	7	-5	-15.15%	38	3	2				T,M,VP,SC	9	\$1,000.30	
	Exc Award (06/30/2023, 06/30/2024)																	
102355	WARANGAL SPORTS	06/10/2008	Active	52	3	0	3	6.12%	49		3			N		7		
	Exc Award (06/30/2020, 06/30/2023, 06/30/2024)																	
141880	Warangal Warriors	06/23/2020	Active	22	7	5	2	10.00%	34	1	1				S,T,M,VP,SC	9		
	Exc Award (06/30/2023)																	
78708	WARDHANNAPET	04/01/2004	Active	34	7	0	7	25.93%	43		1			R	T,M,VP,SC	1	\$100.00	
	Exc Award (06/30/2019, 06/30/2023)																	

Clubs Cancelled Previous Fiscal Year – Clubs Cancelled within last 12 months may be reinstated

Club Number	Club Name	Charter Date	Current Status*	Cancellation Date
129862	Hanamkonda Sadhana	01/23/2017	Cancelled(8*)	06/29/2024



Club Health Assessment for District 320 F through March 2025

				Status	Membership							Reports					Finance		LCIF	
Club Number	Club Name	Charter Date			Current Member Count	YTD Members Added	YTD Members Dropped	YTD Net Growth	YTD Net Growth%	Member Count 12 Months Ago	Avg. length of service for dropped members	Months Since Last MMR ***	Yrs. Since Last Officer Report	President Rotation	Vice President Reported ****	Months Since Last Activity Report ***	Account Balance	Donations for current Fiscal Year		
				Number of times on status quo within last two years	If below 15 members appears				If net loss is greater than 20% appears			If no report in 3 months appears in	When more than one year appears in	Number of repeat terms	Notes the officers that do not have an active	If no report at 12 months appears in red				
136696	Hanamkonda Srinivasa Ramanujan	11/01/2018	Cancelled(6*)		08/29/2023															
150348	Jangaon Omsai	03/30/2022	Cancelled(8*)		12/29/2023															
154128	Jangaon Pearls	04/03/2023	Cancelled(8*)		06/29/2024															
155519	Palakurthy Seva Bharathi	08/03/2023	Cancelled(8*)		05/29/2024															
Current Total Clubs Count	YTD New Clubs Count	YTD Cancelled Clubs Count	YTD Net Club Gain	Current Total Members Count	YTD Add	YTD Drop	YTD Net Growth	YTD Net Growth %	Member Count 12 Months Ago	Average Member Count Per Club	% of Clubs with less than 20 members	% No MMR in 3 Months	% No Officer Report in 12 Months	% of Clubs with balance 90+ days	Number of Clubs in Status Quo	% Status Quo Clubs in Financial Suspension	Number of Cancelled Clubs	Average Cancelled Club Age	Members Lost Due to Cancellation	% of Clubs Cancelled for Non-Financial Reasons
75	7	20	-13	2,736	589	737	-148	-5.13%	3,118	36	16%	39%	3%	3%	0	0%	20	4	463	-15%

* - P - Priority Club. Cancellation Reasons: 1-Objectives/conduct, 2-Non-active club, 5-Non-existing club, 6-Disbanding, 7-Merger, 8-Financial Suspension, 9-District/Multiple District Dues.

** - Abbreviation: P-President, S-Secretary, T-Treasurer, M-Member Chairperson, VP-First Vice President, MC-Communications Chairperson, SC-Service Chairperson

*** - Abbreviation: N/R - Never reported using the Lions Clubs website, N/A - Not applicable, No password registered for the Lions Clubs website.

**** - Abbreviation: N - New, IP - Immediate Past, R - Repeat.



Club Health Assessment for District 320 G through March 2025

			Status	Membership							Reports					Finance		LCIF
Club Number	Club Name	Charter Date		Current Member Count	YTD Members Added	YTD Members Dropped	YTD Net Growth	YTD Net Growth%	Member Count 12 Months Ago	Avg. length of service for dropped members	Months Since Last MMR ***	Yrs. Since Last Officer Report	President Rotation	Vice President Reported ****	Months Since Last Activity Report ***	Account Balance	Donations for current Fiscal Year	
			Number of times on status quo within last two years	If below 15 members appears				If net loss is greater than 20% appears			If no report in 3 months appears in	When more than one year appears in	Number of repeat terms	Notes the officers that do not have appears in an active	If no report at 12 months red			
Clubs less than two years old																		
175336	Ailapur	08/22/2024	Active	30	30	0	30	100.00%	0		7			M,VP,SC	0			
178070	Bellampalli Shreeshakthi	12/03/2024	Active	20	22	2	20	100.00%	0	0	3			M,VP,SC	0	90+ Days		
177962	Chennoor	08/30/2024	Active	28	28	0	28	100.00%	0		1			M,VP,SC	0			
172273	Chigurumamidi	06/21/2024	Active	20	0	0	0	0.00%	0		9		None	P,S,T,M,VP SC	0	90+ Days		
176076	Dongaturthy	12/13/2024	Active	20	20	0	20	100.00%	0		3			N M,SC	0			
176280	Garshakurthi	01/27/2025	Newly Chartered	20	20	0	20	100.00%	0		2			M,VP,SC	N/R			
179588	Godavarikhani	12/28/2024	Active	26	26	0	26	100.00%	0		3			N P,SC	0			
155513	Godhavarikhani Women	12/28/2023	Active	3	0	1	-1	-25.00%	20	1	3		2	T,M,VP,SC	0			
171742	Gollapalli	06/21/2024	Active	25	5	0	5	25.00%	0		4		2	M,VP,SC	0	90+ Days		
155516	Husnabad Renuka	08/16/2023	Cancelled(8*)	0	0	29	-29	-100.00%	29	1	11		None	P,S,T,M,VP SC	5	90+ Days		
180364	Jaipur Power	02/10/2025	Newly Chartered	34	34	0	34	100.00%	0		1			M,VP,SC	N/R			
180285	Jyothinagar Pragathi	02/19/2025	Newly Chartered	20	20	0	20	100.00%	0		1			T,M,VP,SC	2			
155055	Kamanpur	07/13/2023	Active	27	12	0	12	80.00%	24		8		2	N VP,SC	0		\$569.03	
155592	Karimnagar Alakapuri	08/29/2023	Active(1)	23	13	13	0	0.00%	23	1	1		2	S,M,VP,SC	0			
Exc Award (06/30/2024)																		
155286	Karimnagar Bommakal Seva	08/29/2023	Active(1)	18	1	0	1	5.88%	22		8		2	T,M,VP,SC	0	90+ Days		
155709	Karimnagar Chaitanya	09/06/2023	Active(1)	22	0	0	0	0.00%	22		11		2	T,M,VP,SC	0	90+ Days		
155184	Karimnagar Chits	08/22/2023	Active	47	1	2	-1	-2.08%	26	1	8		2	M,VP,SC	0			
155410	Karimnagar Greater	09/04/2023	Active	17	0	3	-3	-15.00%	21	3	2			N M,SC	0			
156015	Karimnagar Pragathi	09/27/2023	Active(1)	19	5	8	-3	-13.64%	22	1	3		2	T,M,VP,SC	0			
171643	Karimnagar Prakruthi	06/04/2024	Active	22	1	0	1	4.76%	0		5		2	S,M,VP,SC	0	90+ Days	\$524.56	
174668	Karimnagar Shyamala Srishakthi	07/19/2024	Active	25	25	0	25	100.00%	0		5			M,VP,SC	0			
171462	Karimnagar Smart City	06/04/2024	Active	114	28	3	25	28.09%	0	1	0		2	N	0		\$539.08	



Club Health Assessment for District 320 G through March 2025

			Status	Membership							Reports					Finance		LCIF
Club Number	Club Name	Charter Date		Current Member Count	YTD Members Added	YTD Members Dropped	YTD Net Growth	YTD Net Growth%	Member Count 12 Months Ago	Avg. length of service for dropped members	Months Since Last MMR ***	Yrs. Since Last Officer Report	President Rotation	Vice President Reported ****	Months Since Last Activity Report ***	Account Balance	Donations for current Fiscal Year	
			Number of times on status quo within last two years	If below 15 members appears					If net loss is greater than 20% appears		If no report in 3 months appears in	When more than one year appears in	Number of repeat terms	Notes the officers that do not have an active	If no report at 12 months appears in red			
176096	Karimnagar Srinagar Women	01/24/2025	Newly Chartered	20	20	0	20	100.00%	0		2			T,M,VP,SC	N/R			
175494	Mancherial Akshaya	07/24/2024	Active	29	29	0	29	100.00%	0		3		2	N	M,VP	0	90+ Days	
156835	Mancherial Godavari	12/22/2023	Active	13	0	7	-7	-35.00%	20	1	3		2	N	SC	0		
156553	Mancherial Golden Jubilee	11/16/2023	Active	26	8	4	4	18.18%	21	1	0		2	N	SC	0	\$1,128.17	
155487	Mancherial Route Laxminagar	08/29/2023	Active(1)	15	0	0	0	0.00%	22		9				M,VP,SC	0		
Exc Award (06/30/2024)																		
155600	Peddapally Ranganayaka	10/16/2023	Active	21	0	0	0	0.00%	21		12		2		M,VP,SC	0	90+ Days	
171922	Ramagundam Maguva Srikaram	06/07/2024	Active	20	0	0	0	0.00%	0		0		2		T,M,VP,SC	0	90+ Days	
155621	Vemulawada Rajanna	12/28/2023	Active(1)	20	0	0	0	0.00%	20		11		2		T,M,VP,SC	0		
Clubs more than two years old																		
150369	Adilabad Cotton City	06/14/2022	Active	7	0	7	-7	-50.00%	16	2	5				M,VP,SC	0	90+ Days	
135057	Adilabad Kings	06/18/2018	Active	24	1	2	-1	-4.00%	27	5	5			N	T,SC	0	90+ Days	
Exc Award (06/30/2021)																		
76040	ASIFABAD	06/30/2003	Active	37	5	1	4	12.12%	32	19	1		2	R	S,T,VP,SC	0	90+ Days	
Exc Award (06/30/2017, 06/30/2019, 06/30/20)																		
101628	BEJJANKI	03/27/2008	Active	37	3	6	-3	-7.50%	36	10	0			N	T,M,SC	0		
Exc Award (06/30/2017, 06/30/2018, 06/30/20)																		
26520	BELLAMPALLI	07/10/1973	Active	61	8	5	3	5.17%	57	4	3			N	T	0	\$1,227.91	
Exc Award (06/30/2018, 06/30/2024)																		
141985	Bellampalli Caltex	07/15/2020	Active	18	6	1	5	38.46%	21	3	3			N	T,M,VP,SC	0		
147974	Bellampalli Vision Care	08/24/2021	Active	19	3	7	-4	-17.39%	23	2	3			N	T,VP	0	90+ Days	
152322	Centenary Colony	08/29/2022	Active(1)	12	1	0	1	9.09%	14		8		3	R	SC	0	90+ Days	
103920	CHOPPADANDI	11/05/2008	Active	38	7	1	6	18.75%	30	8	2		2	N	T	0	\$1,000.30	
Exc Award (06/30/2017, 06/30/2018, 06/30/20)																		
149752	Dandepally	02/08/2022	Active	27	16	0	16	145.45%	13		3		2	N	T,M,SC	0		
144311	Devapur Orient Gold	12/30/2020	Active(1)	25	12	0	12	92.31%	10		1				S,VP,SC	0	\$5,438.73	



Club Health Assessment for District 320 G through March 2025

			Status	Membership							Reports					Finance		LCIF
Club Number	Club Name	Charter Date		Current Member Count	YTD Members Added	YTD Members Dropped	YTD Net Growth	YTD Net Growth%	Member Count 12 Months Ago	Avg. length of service for dropped members	Months Since Last MMR ***	Yrs. Since Last Officer Report	President Rotation	Vice President Reported ****	Months Since Last Activity Report ***	Account Balance	Donations for current Fiscal Year	
			Number of times on status quo within last two years	If below 15 members appears				If net loss is greater than 20% appears			If no report in 3 months appears in	When more than one year appears in	Number of repeat terms	Notes the officers that do not have an active	If no report at 12 months appears in red			
Exc Award (06/30/2021)																		
129522	Dharmapuri	12/16/2016	Active	56	4	1	3	5.66%	58	8	0			N	S,T,M,SC	0		
Exc Award (06/30/2020, 06/30/2021)																		
129561	Dharmaram	12/13/2016	Active	39	12	0	12	44.44%	26		5			N	S	0	\$1,078.16	
Exc Award (06/30/2018, 06/30/2020, 06/30/2021)																		
148817	Dharmaram Dharani	02/07/2022	Active(1)	14	5	0	5	55.56%	11		8		4		M,VP,SC	0		
144132	Ellanthakunta Seva Samathi	12/29/2020	Active(1)	8	0	5	-5	-38.46%	13	4	3		2	N	S,T,M,VP,SC	0	90+ Days	
Exc Award (06/30/2021)																		
147917	Gambhiraopet	08/13/2021	Active	14	0	0	0	0.00%	19		9				S,T,M,VP,SC	0	90+ Days	
124899	Gangadhara	05/19/2015	Active(1)	22	11	11	0	0.00%	30	6	2			N	T	0		
Exc Award (06/30/2018, 06/30/2020, 06/30/2021)																		
134080	Ganneruvaram	03/28/2018	Active	22	0	0	0	0.00%	43		9				M,VP,SC	0	90+ Days	
Exc Award (06/30/2019)																		
131849	Godavarikhani Shatabdi	07/04/2017	Active	43	8	1	7	19.44%	43	1	3			N	T,M,SC	0		
Exc Award (06/30/2020)																		
118428	GODHAVARIKHANI SPOORTHY	12/10/2012	Active	50	11	0	11	28.21%	38		1			N	M,SC	0	\$658.88	
132371	Goleti Sports	08/18/2017	Active(1)	12	0	8	-8	-40.00%	20	6	7			N	S,T,SC	0		
Exc Award (06/30/2019, 06/30/2020, 06/30/2021)																		
116157	GOPALRAOPET	02/24/2012	Active	27	9	0	9	50.00%	22		3		2	N	VP	0		
Exc Award (06/30/2020)																		
141983	Ibrahimpattam Sri Mithra	07/13/2020	Active	28	0	0	0	0.00%	30		11			N	P,S,T,M,SC	0	90+ Days	
Exc Award (06/30/2021)																		
144773	Jagityal	12/31/2020	Active(1)	20	5	0	5	33.33%	22		8		3		S,T,M,VP,SC	0		
Exc Award (06/30/2021)																		
125288	Jannaram	06/27/2015	Active	27	3	0	3	12.50%	27		4			N	S,T,SC	0		
Exc Award (06/30/2019, 06/30/2021)																		
147436	Julapalli Shivam	07/16/2021	Cancelled(8*)	0	0	20	-20	-100.00%	20	3	11		None		P,S,T,M,VP SC	5	90+ Days	
106385	KAGHAZ NAGAR KOTHAPETA	08/25/2009	Active(1)	11	2	3	-1	-8.33%	12	10	2				M,VP	0		



Club Health Assessment for District 320 G through March 2025

			Status	Membership							Reports					Finance		LCIF		
Club Number	Club Name	Charter Date		Current Member Count	YTD Members Added	YTD Members Dropped	YTD Net Growth	YTD Net Growth%	Member Count 12 Months Ago	Avg. length of service for dropped members	Months Since Last MMR ***	Yrs. Since Last Officer Report	President Rotation	Vice President Reported ****	Months Since Last Activity Report ***	Account Balance	Donations for current Fiscal Year			
			Number of times on status quo within last two years	If below 15 members appears					If net loss is greater than 20% appears					If no report in 3 months appears in	When more than one year appears in	Number of repeat terms	Notes the officers that do not have an active	If no report at 12 months appears in red		
Exc Award (06/30/2019)																				
147504	Kalyani Khani	07/16/2021	Active(1)	8	0	0	0	0.00%	10		9			N	P,S,M	0				
112043	KARIM NAGAR MANKAMMATHOTA	08/12/2011	Active	115	30	8	22	23.66%	93	2	1			R	T,M,SC	0				
Exc Award (06/30/2018, 06/30/2019, 06/30/20)																				
26539	KARIMNAGAR	10/18/1973	Active	139	7	2	5	3.73%	122	19	2			R		0		\$2,749.31		
Exc Award (06/30/2024)																				
104257	KARIMNAGAR KAMAN	01/05/2009	Active	21	7	11	-4	-16.00%	25	5	2				M,VP,SC	0		\$539.08		
Exc Award (06/30/2024)																				
140195	Karimnagar Akshara	12/10/2019	Active	20	4	4	0	0.00%	24	4	3		2		T,M,VP,SC	0				
120333	Karimnagar Balajinagar	09/13/2013	Active	113	60	0	60	113.21%	55		0			N	T,SC	0		\$1,197.96		
Exc Award (06/30/2017, 06/30/2018, 06/30/20)																				
121028	Karimnagar Bhagatnagar	12/27/2013	Active(1)	20	5	0	5	33.33%	16		7				S,M,VP,SC	0				
Exc Award (06/30/2017)																				
120265	Karimnagar Bommakal	09/04/2013	Active	55	12	4	8	17.02%	48	5	3				M,VP,SC	0		\$539.08		
Exc Award (06/30/2017, 06/30/2018, 06/30/20)																				
152288	Karimnagar Golden Shathavahana	08/31/2022	Active	33	21	4	17	106.25%	16	2	2				T,M,VP,SC	0	90+ Days			
118184	KARIMNAGAR GOLDEN TOWER	10/29/2012	Active	16	0	2	-2	-11.11%	18	1	3				M,VP,SC	0				
132037	Karimnagar Gunturpalli	07/04/2017	Active(1)	13	13	13	0	0.00%	13	6	2		3		S,M,VP,SC	0				
101093	KARIMNAGAR KALESHWARI	01/24/2008	Active	26	6	4	2	8.33%	23	4	3			R	S,M,VP,SC	0		\$1,078.16		
Exc Award (06/30/2020, 06/30/2024)																				
128857	Karimnagar Laxminagar	09/16/2016	Active	34	3	0	3	9.68%	31		5			R	S	0				
Exc Award (06/30/2018)																				
97521	KARIMNAGAR MANAIR	06/30/2006	Active	124	26	23	3	2.48%	120	3	2			N	T	0				
Exc Award (06/30/2017, 06/30/2018, 06/30/20)																				
111312	KARIMNAGAR RAJA RAJESHWARI	06/06/2011	Active	36	6	3	3	9.09%	33	4	0			N	S,M	0		\$658.88		
Exc Award (06/30/2018, 06/30/2024)																				
104749	KARIMNAGAR SAHAYA	02/16/2009	Cancelled(8*)	0	0	27	-27	-100.00%	27	13	2		None		P,S,T,M,VP SC	5	90+ Days			



Club Health Assessment for District 320 G through March 2025

			Status	Membership							Reports					Finance		LCIF
Club Number	Club Name	Charter Date		Current Member Count	YTD Members Added	YTD Members Dropped	YTD Net Growth	YTD Net Growth%	Member Count 12 Months Ago	Avg. length of service for dropped members	Months Since Last MMR ***	Yrs. Since Last Officer Report	President Rotation	Vice President Reported ****	Months Since Last Activity Report ***	Account Balance	Donations for current Fiscal Year	
			Number of times on status quo within last two years	If below 15 members appears				If net loss is greater than 20% appears			If no report in 3 months appears in	When more than one year appears in	Number of repeat terms	Notes the officers that do not have appears in an active	If no report at 12 months red			
Exc Award (06/30/2018, 06/30/2019, 06/30/2020) 78404 KARIMNAGAR SATHAVAHANA 03/10/2004			Active	87	18	0	18	26.09%	74		2			N S	0		\$3,234.49	
Exc Award (06/30/2018, 06/30/2021) 149719 Karimnagar Sri Sapthagiri 02/08/2022			Active	23	9	5	4	21.05%	29	2	1			S,M,VP,SC	0			
151454 Karimnagar Sri Sapthagiri Women 06/23/2022			Active(1)	6	0	0	0	0.00%	18		9		None	P,S,T,M,VP SC	0	90+ Days		
135532 Karimnagar Srinidhi 07/16/2018			Active	19	0	1	-1	-5.00%	25	7	2		N	M,VP	0			
Exc Award (06/30/2019) 128395 Kathalapoor 08/04/2016			Active	20	4	0	4	25.00%	16		5		N	T,M	0			
Exc Award (06/30/2018, 06/30/2021) 132336 Kodimial 08/07/2017			Cancelled(6*)	0	0	0	0	0.00%	11		9		None	P,S,T,M,VP SC	7	90+ Days		
Exc Award (06/30/2018, 06/30/2021) 107927 KOHEDA 03/26/2010			Active	24	0	6	-6	-20.00%	36	4	3			P,VP,SC	0			
Exc Award (06/30/2018, 06/30/2019, 06/30/2020) 102433 KORATLA 06/13/2008			Active	77	1	0	1	1.32%	71		2			M,VP,SC	0		\$658.88	
Exc Award (06/30/2018, 06/30/2021, 06/30/2020) 134665 Korutla Kotinavadurga 05/14/2018			Active	23	0	0	0	0.00%	21		8		N	M,SC	0		\$2,935.00	
Exc Award (06/30/2019, 06/30/2021) 149775 Kyathanpally Legend 02/08/2022			Cancelled(8*)	0	0	0	0	0.00%	11		9		None	P,S,T,M,VP SC	5	90+ Days		
129915 Mallapoor 01/24/2017			Active	23	0	0	0	0.00%	27		9		N	P,S,T,M,SC	0	90+ Days		
Exc Award (06/30/2018, 06/30/2020, 06/30/2020) 29870 MANCHERIAL 10/25/1974			Active	120	6	1	5	4.35%	131	0	0		N		0		\$3,474.08	
Exc Award (06/30/2017, 06/30/2018, 06/30/2020) 144564 Mancherial Adarsh 12/29/2020			Active(1)	13	5	2	3	30.00%	9	2	3		N	M,VP,SC	0	90+ Days	\$539.08	
98674 MANCHERIAL GARIMILLA 02/27/2007			Active	32	6	1	5	18.52%	28	2	1		N	T	0		\$569.03	
Exc Award (06/30/2018, 06/30/2019, 06/30/2020) 130203 Mancherial Gouthami 03/07/2017			Active	62	5	1	4	6.90%	59	2	0		N		0		\$1,617.24	
Exc Award (06/30/2020, 06/30/2021, 06/30/2020) 153714 Mancherial Greencity 02/20/2023			Active(1)	34	11	0	11	47.83%	21		1		N		0	90+ Days		



Club Health Assessment for District 320 G through March 2025

			Status	Membership							Reports					Finance		LCIF
Club Number	Club Name	Charter Date		Current Member Count	YTD Members Added	YTD Members Dropped	YTD Net Growth	YTD Net Growth%	Member Count 12 Months Ago	Avg. length of service for dropped members	Months Since Last MMR ***	Yrs. Since Last Officer Report	President Rotation	Vice President Reported ****	Months Since Last Activity Report ***	Account Balance	Donations for current Fiscal Year	
			Number of times on status quo within last two years	If below 15 members appears					If net loss is greater than 20% appears		If no report in 3 months appears in	When more than one year appears in	Number of repeat terms	Notes the officers that do not have an active	If no report at 12 months appears in red			
119504	MANCHERIAL HITECHCITY	06/03/2013	Active	30	3	0	3	11.11%	33		3			N	T,SC	0		\$1,647.19
Exc Award (06/30/2018)			Cancelled(8*)	0	0	16	-16	-100.00%	18	2	3		None		P,S,T,M,VP SC	5	90+ Days	
143873	Mancherial Sakhi	12/08/2020		Active	19	2	0	2	11.76%	18		5		2	R	S,VP,SC	0	90+ Days
116821	MANDAMARRI	05/10/2012		Active	25	0	0	0	0.00%	29		9			R	S,T,SC	0	
Exc Award (06/30/2018, 06/30/2021)																		
38384	MANTHANI	04/03/1980	Active(1)	10	1	0	1	11.11%	9		8		5	N	M,VP,SC	0	90+ Days	
106880	METPALLY	11/11/2009	Active	74	0	2	-2	-2.63%	107	10	5				M,VP,SC	0		
Exc Award (06/30/2018, 06/30/2020)																		
127769	Nazrulnagar	06/15/2016	Active	20	0	0	0	0.00%	21		9			R		0		
Exc Award (06/30/2018, 06/30/2021)																		
135579	Peddapalli Shathakarni	07/15/2018	Active	9	0	0	0	0.00%	17		9		2	N	M,SC	0	90+ Days	
136169	Peddapalli Sree Shakthi	08/29/2018	Active	19	5	0	5	35.71%	16		8			N	T,VP	0		
Exc Award (06/30/2019, 06/30/2020)																		
61552	PEDDAPALLY	02/24/1999	Active	101	24	3	21	26.25%	83	1	0			N		0		\$709.00
Exc Award (06/30/2017, 06/30/2018, 06/30/2020)																		
141982	Peddapally Chaithanya	07/06/2020	Active(1)	17	5	0	5	41.67%	17		8			R	S,T,M,VP,SC	0		
Exc Award (06/30/2021)																		
131635	Peddapally Elite	07/04/2017	Active	50	10	0	10	25.00%	62		0			N	M	0		\$658.88
Exc Award (06/30/2018, 06/30/2021)																		
120967	Raikal	12/18/2013	Active	31	0	1	-1	-3.13%	34	9	6			N	VP	0		
Exc Award (06/30/2018, 06/30/2021)																		
142827	Rajarampally	09/28/2020	Active	18	1	0	1	5.88%	17		0			R	S,T,VP	0	90+ Days	
Exc Award (06/30/2021)																		
26564	RAMAGUNDAM	08/14/1972	Active	85	6	2	4	4.94%	87	34	0			N		0		\$598.98
Exc Award (06/30/2018, 06/30/2019, 06/30/2020)																		
147438	Ramagundam Maguva	07/08/2021	Active	32	5	1	4	14.29%	35	1	2			N	S,T,M	0		\$1,138.06
Exc Award (06/30/2024)																		



Club Health Assessment for District 320 G through March 2025

			Status	Membership							Reports					Finance		LCIF
Club Number	Club Name	Charter Date		Current Member Count	YTD Members Added	YTD Members Dropped	YTD Net Growth	YTD Net Growth%	Member Count 12 Months Ago	Avg. length of service for dropped members	Months Since Last MMR ***	Yrs. Since Last Officer Report	President Rotation	Vice President Reported ****	Months Since Last Activity Report ***	Account Balance	Donations for current Fiscal Year	
			Number of times on status quo within last two years	If below 15 members appears				If net loss is greater than 20% appears			If no report in 3 months appears in	When more than one year appears in	Number of repeat terms	Notes the officers that do not have an active	If no report at 12 months appears in red			
127978	Ramakrishnapur	06/17/2016	Active	52	10	5	5	10.64%	68	4	3			N	0	90+ Days	\$569.03	
	Exc Award (06/30/2018)																	
151086	Rangampalli Bheeshma	06/14/2022	Active	17	6	6	0	0.00%	16	2	5		2	M,VP,SC	0	90+ Days		
126226	Rudrangi	11/18/2015	Active	27	0	0	0	0.00%	32		8			R	M,SC	0	90+ Days	
	Exc Award (06/30/2019, 06/30/2021)																	
150570	Singareni	06/08/2022	Cancelled(8*)	0	0	21	-21	-100.00%	21	4	3		None	P,S,T,M,VP SC	5	90+ Days		
26570	SIRSILLA	11/26/1973	Active	72	0	10	-10	-12.20%	83	11	3			M,VP	0		\$150.04	
	Exc Award (06/30/2018)																	
125769	Srirampur CCC	09/09/2015	Active(1)	10	0	0	0	0.00%	10		11			R	P,S,M	0	90+ Days	
	Exc Award (06/30/2021)																	
65069	SULTANABAD	03/12/2002	Active	34	6	3	3	9.68%	20	3	0			N	M	0	\$569.03	
152713	Tandur Sri Sai	09/30/2022	Cancelled(8*)	0	0	20	-20	-100.00%	20	2	3		None	P,S,T,M,VP SC	5	90+ Days		
121224	Tandur Telangana	01/28/2014	Active	20	5	1	4	25.00%	18	11	7			N	SC	0	90+ Days	
	Exc Award (06/30/2018, 06/30/2020, 06/30/2024)																	
144594	Velgatoor	12/30/2020	Cancelled(8*)	0	5	16	-11	-100.00%	11	4	2		None	P,S,T,M,VP SC	4	90+ Days		
106382	VEMULAWADA	08/25/2009	Active	53	0	17	-17	-24.29%	67	4	3			N	M,VP,SC	0		
	Exc Award (06/30/2019, 06/30/2024)																	
144091	Wankidi	12/30/2020	Cancelled(8*)	0	0	18	-18	-100.00%	18	4	11		None	P,S,T,M,VP SC	5	90+ Days		
	Exc Award (06/30/2021)																	
115366	YELLAREDDYPET	10/24/2011	Active	36	3	4	-1	-2.70%	43	2	2			M,VP,SC	0		\$559.09	
	Exc Award (06/30/2018)																	

Clubs Cancelled Previous Fiscal Year – Clubs Cancelled within last 12 months may be reinstated

Club Number	Club Name	Charter Date	Current Status*	Cancellation Date
150310	Karimnagar Kantivelugu	05/11/2022	Cancelled(8*)	12/29/2023
151455	Ramagiri	06/24/2022	Cancelled(8*)	12/29/2023
132026	Somagudem	07/04/2017	Cancelled(8*)	12/29/2023



Club Health Assessment for District 320 G through March 2025

				Status		Membership								Reports					Finance		LCIF
Club Number	Club Name	Charter Date			Current Member Count	YTD Members Added	YTD Members Dropped	YTD Net Growth	YTD Net Growth%	Member Count 12 Months Ago	Avg. length of service for dropped members	Months Since Last MMR ***	Yrs. Since Last Officer Report	President Rotation	Vice President Reported ****	Months Since Last Activity Report ***	Account Balance	Donations for current Fiscal Year			
					Number of times on status quo within last two years	If below 15 members appears			If net loss is greater than 20% appears			If no report in 3 months appears in	When more than one year appears in	Number of repeat terms	Notes the officers that do not have an active	If no report at 12 months appears in red					
Current Total Clubs Count	YTD New Clubs Count	YTD Cancelled Clubs Count	YTD Net Club Gain	Current Total Members Count	YTD Add	YTD Drop	YTD Net Growth	YTD Net Growth %	Member Count 12 Months Ago	Average Member Count Per Club	% of Clubs with less than 20 members	% No MMR in 3 Months	% No Officer Report in 12 Months	% of Clubs with balance 90+ days	Number of Clubs in Status Quo	% Status Quo Clubs in Financial Suspension	Number of Cancelled Clubs	Average Cancelled Club Age	Members Lost Due to Cancellation	% of Clubs Cancelled for Non-Financial Reasons	
108	11	10	1	3,639	842	419	423	13.15%	3,317	34	27%	62%	0%	30%	0	0%	10	5	167	-20%	

* - P - Priority Club. Cancellation Reasons: 1-Objectives/conduct, 2-Non-active club, 5-Non-existing club, 6-Disbanding, 7-Merger, 8-Financial Suspension, 9-District/Multiple District Dues.

** - Abbreviation: P-President, S-Secretary, T-Treasurer, M-Member Chairperson, VP-First Vice President, MC-Communications Chairperson, SC-Service Chairperson

*** - Abbreviation: N/R - Never reported using the Lions Clubs website, N/A - Not applicable, No password registered for the Lions Clubs website.

**** - Abbreviation: N - New, IP - Immediate Past, R - Repeat.



Club Health Assessment for District 320 H through March 2025

			Status	Membership							Reports					Finance		LCIF
Club Number	Club Name	Charter Date		Current Member Count	YTD Members Added	YTD Members Dropped	YTD Net Growth	YTD Net Growth%	Member Count 12 Months Ago	Avg. length of service for dropped members	Months Since Last MMR ***	Yrs. Since Last Officer Report	President Rotation	Vice President Reported ****	Months Since Last Activity Report ***	Account Balance	Donations for current Fiscal Year	
			Number of times on status quo within last two years	If below 15 members appears				If net loss is greater than 20% appears			If no report in 3 months appears in	When more than one year appears in	Number of repeat terms	Notes the officers that do not have an active	If no report at 12 months appears in red			
Clubs less than two years old																		
175935	Dilsukhnagar	08/29/2024	Active	33	39	6	33	100.00%	0	0	0			T,M,VP,SC	0	90+ Days		
180337	Hyderabad Aarvee	02/04/2025	Newly Chartered	20	20	0	20	100.00%	0		1			M,VP,SC	1			
176004	Hyderabad Big Bull	09/30/2024	Active	20	20	0	20	100.00%	0		2			M,VP,SC	0			
181014	Hyderabad Champions	02/21/2025	Newly Chartered	20	20	0	20	100.00%	0		1			M,VP,SC	N/R			
175879	Hyderabad Pocharam	10/16/2024	Active	20	20	0	20	100.00%	0		5			M,VP,SC	0			
154767	Hyderabad Roshni	06/19/2023	Active	25	5	0	5	25.00%	15		1		3	M,VP,SC	0			
154706	Hyderabad Sahasra	06/19/2023	Active	25	5	0	5	25.00%	15		1		3	M,VP,SC	0			
180018	Hyderabad Tycoon Professionals	02/10/2025	Newly Chartered	25	25	0	25	100.00%	0		1			M,VP,SC	N/R			
180467	Keesara Wisdom Makers	02/07/2025	Newly Chartered	20	20	0	20	100.00%	0		1			N	M,SC			0
175931	Vanastalipuram	08/21/2024	Active	36	36	0	36	100.00%	0		0		None	P,S,T,M,VP SC	0			
Clubs more than two years old																		
106660	GAUTHAM NAGAR	10/02/2009	Active	46	11	0	11	31.43%	55		0			N	S,VP,SC	0	\$3,000.30	
Exc Award (06/30/2022, 06/30/2023)																		
51212	HAYATHNAGAR	01/18/1991	Active	55	17	1	16	41.03%	51	15	2			VP,SC	0			
146960	Hyderabad Sanskar	07/08/2021	Active	45	0	0	0	0.00%	45		0			M,VP,SC	0			
Exc Award (06/30/2022)																		
153931	Hyderabad Advisors	03/24/2023	Active	25	0	0	0	0.00%	25		3			N	M,SC	0		
115165	HYDERABAD AMEERPET	09/26/2011	Active(1)	55	0	0	0	0.00%	55		0			S,M,VP,SC	0			
Exc Award (06/30/2022)																		
150796	Hyderabad Amogh	05/27/2022	Active	26	0	0	0	0.00%	25		0			N	P,M,SC	0		
120163	Hyderabad Bhavana	08/16/2013	Active	37	10	0	10	37.04%	26		2			N		0		
Exc Award (06/30/2018, 06/30/2022, 06/30/20)																		
101843	HYDERABAD DOCTORS	05/14/2008	Active	4	0	0	0	0.00%	4		6			T,M,VP,SC	0			



Club Health Assessment for District 320 H through March 2025

			Status	Membership							Reports					Finance	LCIF
Club Number	Club Name	Charter Date		Current Member Count	YTD Members Added	YTD Members Dropped	YTD Net Growth	YTD Net Growth%	Member Count 12 Months Ago	Avg. length of service for dropped members	Months Since Last MMR ***	Yrs. Since Last Officer Report	President Rotation	Vice President Reported ****	Months Since Last Activity Report ***	Account Balance	Donations for current Fiscal Year
			Number of times on status quo within last two years	If below 15 members appears				If net loss is greater than 20% appears			If no report in 3 months appears in	When more than one year appears in	Number of repeat terms	Notes the officers that do not have an active	If no report at 12 months appears in red		
76020	HYDERABAD ECIL ELITE	06/30/2003	Active	35	1	4	-3	-7.89%	40	8	3			N	0		
	Exc Award (06/30/2022)																
150140	Hyderabad Global Safilguda Friends	03/28/2022	Active(1)	6	2	18	-16	-72.73%	22	3	1			T,M,VP,SC	0	90+ Days	
109227	HYDERABAD GLOBARENA	09/14/2010	Active(1)	28	0	0	0	0.00%	26		8			R SC	0		\$2,000.00
	Exc Award (06/30/2022, 06/30/2023)																
154073	Hyderabad Impact	03/31/2023	Active	52	37	0	37	246.67%	15		0		2	M,VP,SC	0		
153932	Hyderabad Impact Learners	03/24/2023	Active	35	0	1	-1	-2.78%	35	7	3		3	M,VP,SC	0		
61586	HYDERABAD INDUSTRIALISTS	03/01/1999	Active	97	2	2	0	0.00%	96	17	0			N P,T,VP,SC	0		\$2,101.85
	Exc Award (06/30/2018, 06/30/2019, 06/30/2020)																
153996	Hyderabad Jayho Legends	03/31/2023	Active	35	10	0	10	40.00%	25		1			VP,SC	0		
41614	HYDERABAD JEED IMATLA	06/30/1982	Active	20	1	1	0	0.00%	20	0	3		2	R P	0		\$53.91
109188	HYDERABAD KRISHNA NAGAR	09/07/2010	Active	35	1	0	1	2.94%	36		0			N T	0		
	Exc Award (06/30/2022, 06/30/2023)																
58185	HYDERABAD KUSHAIGUDA	04/23/1996	Active	33	1	2	-1	-2.94%	34	5	2			N T	0		
41254	HYDERABAD MALKAJGIRI	04/22/1982	Active	115	2	2	0	0.00%	111	1	0			N M,VP,SC	0		\$4,001.20
	Exc Award (06/30/2021, 06/30/2023)																
62479	HYDERABAD MALKAJGIRI CENTRAL	11/03/1999	Active	53	0	0	0	0.00%	48		5			N P,T,SC	0		\$1,000.30
	Exc Award (06/30/2022, 06/30/2023)																
151103	Hyderabad Malkajgiri Virtual Soldiers	06/20/2022	Active(1)	55	0	0	0	0.00%	55		0			P,S,T,M,VP SC	0		
149960	Hyderabad Malkajgiri West	03/04/2022	Active(1)	45	0	0	0	0.00%	45		0			P,S,T,M,VP SC	0		
149964	Hyderabad New Gajularamaram	03/21/2022	Active(1)	25	6	14	-8	-24.24%	19	9	1			S,M,VP,SC	0	90+ Days	
141704	Hyderabad Noble	06/17/2020	Active	143	8	0	8	5.93%	125		0			N S,T,M,VP,SC	0		
	Exc Award (06/30/2022)																
145781	Hyderabad Peerjadiguda	04/09/2021	Active	41	38	11	27	192.86%	14	4	0			M,VP,SC	0	90+ Days	
151104	Hyderabad Pride Stars	06/20/2022	Active(1)	55	0	0	0	0.00%	55		0		2	M,VP,SC	0		



Club Health Assessment for District 320 H through March 2025

			Status	Membership							Reports					Finance		LCIF
Club Number	Club Name	Charter Date		Current Member Count	YTD Members Added	YTD Members Dropped	YTD Net Growth	YTD Net Growth%	Member Count 12 Months Ago	Avg. length of service for dropped members	Months Since Last MMR ***	Yrs. Since Last Officer Report	President Rotation	Vice President Reported ****	Months Since Last Activity Report ***	Account Balance	Donations for current Fiscal Year	
			Number of times on status quo within last two years	If below 15 members appears				If net loss is greater than 20% appears			If no report in 3 months appears in	When more than one year appears in	Number of repeat terms	Notes the officers that do not have an active	If no report at 12 months appears in red			
149067	Hyderabad Sainikpuri	01/05/2022	Active(2)	9	9	9	0	0.00%	9	3	2		2	M,VP,SC	0	90+ Days		
151110	Hyderabad Saket Shreyas	06/20/2022	Cancelled(8*)	0	0	18	-18	-100.00%	18	5	2		None	P,S,T,M,VP SC	3			
149978	Hyderabad Savitha Nagar	03/04/2022	Active	55	0	0	0	0.00%	55		0			M,VP,SC	0			
151108	Hyderabad Sunrisers	06/20/2022	Active	20	10	0	10	100.00%	6		0		N	SC	0			
153936	Hyderabad Trainers	03/31/2023	Active	15	0	0	0	0.00%	15		3		3	N	M		0	
149961	Hyderabad Virtual Stars	03/07/2022	Active	55	0	0	0	0.00%	55		0			P,T,M,VP,SC	0			
153935	Hyderabad Virtual Trainers	03/24/2023	Active	25	0	0	0	0.00%	25		3			M,VP,SC	0			
147019	Hyderabad Yaprall Matrushakthi	07/08/2021	Active	17	0	0	0	0.00%	24		9		N		0			
77722	KAPRA MOTHER TERESA	10/06/2003	Active	13	1	0	1	8.33%	13		6			M,VP,SC	0			
153951	Kusaiguda Gandhi Memorial Youth	03/31/2023	Active(1)	38	0	0	0	0.00%	37		9		N	T,M,VP,SC	0			
139661	Nagaram Savitribai Phule	11/20/2019	Active	72	6	0	6	9.09%	65		1			S,T,M,VP,SC	0			
148839	Secunderabad Kompalli Jayabheri	11/01/2021	Cancelled(8*)	0	0	23	-23	-100.00%	34	3	2			S,T,M,VP,SC	3	90+ Days		
150732	Secunderabad Metro	05/19/2022	Active	54	26	0	26	92.86%	25		0		N		0		\$1,550.03	
Exc Award (06/30/2023)																		
62655	SECUNDERABAD MILLENIUM	01/03/2000	Active	31	4	1	3	10.71%	26	1	2			M,VP,SC	0		\$2,000.60	
55199	SECUNDERABAD PARADISE	01/12/1994	Active	84	23	0	23	37.70%	57		0		N		0		\$2,818.57	
Exc Award (06/30/2023)																		
42352	SECUNDERABAD SEETHAPHALMANDI	02/08/1983	Active	30	0	0	0	0.00%	39		9			M,VP,SC	0			
Exc Award (06/30/2017, 06/30/2022)																		
109755	SECUNDERABAD WEST MARREDPALLY	11/23/2010	Active	53	0	0	0	0.00%	52		9			S,T,M,VP,SC	0			
42727	SNEHAPURI	05/31/1983	Active	42	4	1	3	7.69%	43	34	6		R	P,M,VP	0			
Exc Award (06/30/2022)																		



Club Health Assessment for District 320 H through March 2025

Club NumberClub NameCharter Date			Status		Membership								Reports					Finance		LCIF		
					Current Member Count	YTD Members Added	YTD Members Dropped	YTD Net Growth	YTD Net Growth%	Member Count 12 Months Ago	Avg. length of service for dropped members	Months Since Last MMR ***	Yrs. Since Last Officer Report	President Rotation	Vice President Reported ****	Months Since Last Activity Report ***	Account Balance	Donations for current Fiscal Year				
			Number of times on status quo within last two years		If below 15 members appears			If net loss is greater than 20% appears			If no report in 3 months appears in			When more than one year appears in		Number of repeat terms		Notes the officers that do not have an active		If no report at 12 months appears in red		
Current Total Clubs Count	YTD New Clubs Count	YTD Cancelled Clubs Count	YTD Net Club Gain	Current Total Members Count	YTD Add	YTD Drop	YTD Net Growth	YTD Net Growth %	Member Count 12 Months Ago	Average Member Count Per Club	% of Clubs with less than 20 members	% No MMR in 3 Months	% No Officer Report in 12 Months	% of Clubs with balance 90+ days	Number of Clubs in Status Quo	% Status Quo Clubs in Financial Suspension	Number of Cancelled Clubs	Average Cancelled Club Age	Members Lost Due to Cancellation	% of Clubs Cancelled for Non-Financial Reasons		
52	8	2	6	2,058	440	114	326	18.82%	1,735	40	12%	31%	0%	8%	0	0%	2	3	41	0%		

* - P - Priority Club. Cancellation Reasons: 1-Objectives/conduct, 2-Non-active club, 5-Non-existing club, 6-Disbanding, 7-Merger, 8-Financial Suspension, 9-District/Multiple District Dues.

** - Abbreviation: P-President, S-Secretary, T-Treasurer, M-Member Chairperson, VP-First Vice President, MC-Communications Chairperson, SC-Service Chairperson

*** - Abbreviation: N/R - Never reported using the Lions Clubs website, N/A - Not applicable, No password registered for the Lions Clubs website.

**** - Abbreviation: N - New, IP - Immediate Past, R - Repeat.



Club Health Assessment for District 320 C - Cancelled through March 2025

			Status	Membership							Reports					Finance	LCIF
Club Number	Club Name	Charter Date		Current Member Count	YTD Members Added	YTD Members Dropped	YTD Net Growth	YTD Net Growth%	Member Count 12 Months Ago	Avg. length of service for dropped members	Months Since Last MMR ***	Yrs. Since Last Officer Report	President Rotation	Vice President Reported ****	Months Since Last Activity Report ***	Account Balance	Donations for current Fiscal Year
			Number of times on status quo within last two years	If below 15 members appears				If net loss is greater than 20% appears			If no report in 3 months appears in	When more than one year appears in	Number of repeat terms	Notes the officers that do not have an active	If no report at 12 months appears in red		

Clubs Cancelled Previous Fiscal Year – Clubs Cancelled within last 12 months may be reinstated

Club Number	Club Name	Charter Date	Current Status*	Cancellation Date
153439	Hyderabad Mallapur	02/06/2023	Cancelled(8*)	12/29/2023
152517	Hyderabad Mother Teresa Charity	09/15/2022	Cancelled(8*)	12/29/2023
145144	Hyderabad Sankalp	03/04/2021	Cancelled(8*)	12/29/2023
55221	SAFILGUDA	01/17/1994	Cancelled(8*)	12/29/2023

Current Total Clubs Count	YTD New Clubs Count	YTD Cancelled Clubs Count	YTD Net Club Gain	Current Total Members Count	YTD Add	YTD Drop	YTD Net Growth	YTD Net Growth %	Member Count 12 Months Ago	Average Member Count Per Club	% of Clubs with less than 20 members	% No MMR in 3 Months	% No Officer Report in 12 Months	% of Clubs with balance 90+ days	Number of Clubs in Status Quo	% Status Quo Clubs in Financial Suspension	Number of Cancelled Clubs	Average Cancelled Club Age	Members Lost Due to Cancellation	% of Clubs Cancelled for Non-Financial Reasons
0	0	0	0	0	0	0	0	100.00%	0	0	0%	0%	0%	0%	0	0%	0	0	0	0%

* - P - Priority Club. Cancellation Reasons: 1-Objectives/conduct, 2-Non-active club, 5-Non-existing club, 6-Disbanding, 7-Merger, 8-Financial Suspension, 9-District/Multiple District Dues.

** - Abbreviation: P-President, S-Secretary, T-Treasurer, M-Member Chairperson, VP-First Vice President, MC-Communications Chairperson, SC-Service Chairperson

*** - Abbreviation: N/R - Never reported using the Lions Clubs website, N/A - Not applicable, No password registered for the Lions Clubs website.

**** - Abbreviation: N - New, IP - Immediate Past, R - Repeat.



Club Health Assessment for District 321A1 through March 2025

			Status	Membership							Reports					Finance	LCIF	
Club Number	Club Name	Charter Date		Current Member Count	YTD Members Added	YTD Members Dropped	YTD Net Growth	YTD Net Growth%	Member Count 12 Months Ago	Avg. length of service for dropped members	Months Since Last MMR ***	Yrs. Since Last Officer Report	President Rotation	Vice President Reported ****	Months Since Last Activity Report ***	Account Balance	Donations for current Fiscal Year	
			Number of times on status quo within last two years	If below 15 members appears				If net loss is greater than 20% appears			If no report in 3 months appears in	When more than one year appears in	Number of repeat terms	Notes the officers that do not have an active	If no report at 12 months red			
Clubs less than two years old																		
156255	Delhi Aone	09/30/2023	Active	30	10	0	10	50.00%	26		0			N	M,SC	7	\$1,600.33	
177438	Delhi Eagle	10/25/2024	Active	20	20	0	20	100.00%	0		5				M,VP,SC	8		
156217	Delhi Sapphire	09/30/2023	Cancelled(8*)	0	0	0	0	0.00%	20		9	1	None	P,S,T,M,VP SC	13	90+ Days		
176800	Delhi Vijayvargia	09/02/2024	Active	20	20	0	20	100.00%	0		6			T,M,VP,SC	8	90+ Days		
156001	Faridabad Diamond	09/29/2023	Active	19	8	6	2	11.76%	17	2	3			N	M,SC	8		
156256	Faridabad Kian	09/30/2023	Active	19	6	1	5	35.71%	22	1	2		2		T,VP,SC	8	90+ Days	
156257	Faridabad Lotus	09/30/2023	Active	20	0	0	0	0.00%	20		18				P,T,M,VP,SC	8	90+ Days	
154849	Faridabad Marigold	06/20/2023	Cancelled(8*)	0	0	0	0	0.00%	20		0	1	None	P,S,T,M,VP SC	N/A			
154742	Faridabad Tulip	06/15/2023	Cancelled(8*)	0	0	16	-16	-100.00%	23	2	0		None	P,S,T,M,VP SC	7			
156213	Gurgaon Greater	09/29/2023	Active	29	6	5	1	3.57%	28	1	3		2	M,VP,SC	3			
179118	Gurugram Nirvana Country	10/28/2024	Active	30	30	0	30	100.00%	0		1			N	M,SC	N/R		
155893	Rewari Positive Health	09/08/2023	Active	29	0	0	0	0.00%	29		15	1	None	P,S,T,M,VP SC	8			
Clubs more than two years old																		
25924	DELHI	02/11/1956	Active	21	4	12	-8	-27.59%	29	17	0				M,VP,SC	6	\$1,102.13	
138612	Delhi Aastha	06/20/2019	Active	18	6	2	4	28.57%	18	2	0			R		0		
61116	DELHI AISHWARYA	09/09/1998	Active	3	0	0	0	0.00%	3		5		5		M,VP,SC	7		
99097	DELHI AKASH	04/12/2007	Active	26	0	0	0	0.00%	26		22	1	None	P,S,T,M,VP SC	8			
150673	Delhi Antarang	05/09/2022	Active	34	5	0	5	17.24%	33		0			VP	1	\$3,120.70		
Exc Award (06/30/2024)																		
39092	DELHI CAPITAL	11/10/1980	Active	27	0	0	0	0.00%	32		9		2	N			8	
62051	DELHI DARPAN	06/08/1999	Active	28	2	1	1	3.70%	26	2	2				M,VP,SC		7	
32489	DELHI DEFENCE COLONY	06/16/1976	Active	14	0	0	0	0.00%	13		4		2		M,VP,SC		7	
25934	DELHI DELHI GREATER	10/03/1961	Active	18	3	0	3	20.00%	15		1		2	R	SC	0	\$1,001.49	
99095	DELHI DILSHAD GARDEN	04/12/2007	Active	26	0	0	0	0.00%	26		2		2		M,VP,SC	8		



Club Health Assessment for District 321A1 through March 2025

			Status	Membership							Reports					Finance		LCIF
Club Number	Club Name	Charter Date		Current Member Count	YTD Members Added	YTD Members Dropped	YTD Net Growth	YTD Net Growth%	Member Count 12 Months Ago	Avg. length of service for dropped members	Months Since Last MMR ***	Yrs. Since Last Officer Report	President Rotation	Vice President Reported ****	Months Since Last Activity Report ***	Account Balance	Donations for current Fiscal Year	
			Number of times on status quo within last two years	If below 15 members appears				If net loss is greater than 20% appears			If no report in 3 months appears in	When more than one year appears in	Number of repeat terms	Notes the officers that do not have an active	If no report at 12 months red			
130031	Delhi Mahalakshmi	02/06/2017	Cancelled(8*)	0	0	7	-7	-100.00%	7	12	3		None	P,S,T,M,VP SC	6	90+ Days		
58927	DELHI MELVIN JONES	12/12/1996	Active	16	0	0	0	0.00%	16		20	1	None	P,S,T,M,VP SC	7			
41584	DELHI METROPOLITAN	06/07/1982	Active	13	0	0	0	0.00%	13		6	1	7	M,VP,SC	8		\$1,000.30	
51581	DELHI MONARCH	04/25/1991	Active	6	0	0	0	0.00%	6		42		None	P,S,T,M,VP SC	7			
48036	DELHI NOIDA	01/06/1988	Active	30	0	0	0	0.00%	27		11		N	SC	6	90+ Days		
67593	DELHI PRAYAS	03/25/2003	Active	26	0	0	0	0.00%	26		2			P,M,VP,SC	7			
49333	DELHI PREET VIHAR	03/20/1989	Active	23	1	1	0	0.00%	24	1	5		N	P,T,SC	0			
67592	DELHI PRERNA	03/25/2003	Active	26	0	0	0	0.00%	26		2			M,VP,SC	8			
106612	DELHI RISING STAR	09/16/2009	Cancelled(8*)	0	0	5	-5	-100.00%	49	14	8	1	None	P,S,T,M,VP SC	13	90+ Days		
109229	DELHI ROYAL GRAND	09/14/2010	Cancelled(8*)	0	0	15	-15	-100.00%	15	14	3	2	None	P,S,T,M,VP SC	7	90+ Days		
54136	DELHI SATHYA	02/24/1993	Active	19	0	0	0	0.00%	19		12			VP	6			
150675	Delhi Shri Radha	05/09/2022	Active	51	19	3	16	45.71%	35	2	2		N		0		\$2,219.83	
	Exc Award (06/30/2024)																	
120766	Delhi Veg	11/19/2013	Active	29	12	17	-5	-14.71%	38	3	0		R	SC	6			
84164	DELHI VISION	09/07/2004	Active	18	0	0	0	0.00%	18		7	1	None	P,S,T,M,VP SC	8	90+ Days	\$2,000.60	
39467	DELHI VIVEK VIHAR	02/27/1981	Active	34	2	0	2	6.25%	32		0		3	R	M,SC	8		
	Exc Award (06/30/2020)																	
25940	FARIDABAD	04/24/1963	Active	38	3	4	-1	-2.56%	47	6	0			VP,SC	4	90+ Days		
40690	FARIDABAD CENTRAL	12/08/1981	Active	87	17	3	14	19.18%	76	1	0		N	M,SC	0		\$7,975.33	
58747	FARIDABAD CITY	10/01/1996	Active	26	0	0	0	0.00%	26		4			S,M,VP,SC	8	90+ Days	\$101.83	
124237	Faridabad Daffodil	02/23/2015	Active	26	10	0	10	62.50%	20		0			M,VP,SC	0		\$100.03	
	Exc Award (06/30/2023)																	
145153	Faridabad Divine	02/23/2021	Cancelled(8*)	0	0	4	-4	-100.00%	21	4	10	1	None	P,S,T,M,VP SC	8	90+ Days		
66529	FARIDABAD EVERSHERE	07/16/2002	Active	24	2	1	1	4.35%	23	2	0		R	T,VP	7		\$1,000.30	
48686	FARIDABAD GREATER	06/07/1988	Active	31	1	5	-4	-11.43%	35	5	6			T,M,VP,SC	4		\$2,109.60	
148968	Faridabad Greater Youth	11/15/2021	Active	11	0	9	-9	-45.00%	20	2	6		2	R	S,VP	0	90+ Days	\$101.83



Club Health Assessment for District 321A1 through March 2025

			Status	Membership							Reports					Finance		LCIF
Club Number	Club Name	Charter Date		Current Member Count	YTD Members Added	YTD Members Dropped	YTD Net Growth	YTD Net Growth%	Member Count 12 Months Ago	Avg. length of service for dropped members	Months Since Last MMR ***	Yrs. Since Last Officer Report	President Rotation	Vice President Reported ****	Months Since Last Activity Report ***	Account Balance	Donations for current Fiscal Year	
			Number of times on status quo within last two years	If below 15 members appears				If net loss is greater than 20% appears			If no report in 3 months appears in	When more than one year appears in	Number of repeat terms	Notes the officers that do not have an active	If no report at 12 months appears in red			
99099	FARIDABAD HAMDARD	04/12/2007	Active	40	14	1	13	48.15%	28	26	3			R	VP,SC	8		
51972	FARIDABAD LAKE CITY	08/21/1991	Active	36	10	2	8	28.57%	30	11	1				VP,SC	5	90+ Days	
84010	FARIDABAD MAITREE	08/15/2004	Active(1)	15	1	7	-6	-28.57%	23	2	3		2		M,VP,SC	7		
34058	FARIDABAD OLD	06/14/1977	Active	53	11	9	2	3.92%	53	6	0			N	SC	4	\$2,206.64	
Exc Award (06/30/2020)																		
41235	GURGAON CITY	04/12/1982	Active	69	6	3	3	4.55%	66	12	3		2	N	T,M,VP,SC	2	\$1,209.95	
143063	Gurugram Cybercity	10/05/2020	Active(1)	17	5	0	5	41.67%	15		0			R	M,SC	8		
54251	NEW DELHI ALAKNANDA	03/19/1993	Active	116	20	10	10	9.43%	106	5	0				T,VP	1	\$1,205.15	
Exc Award (06/30/2020, 06/30/2023, 06/30/2024)																		
61966	NEW DELHI BENGALI MARKET	05/14/1999	Active	42	0	0	0	0.00%	40		0			N	SC	3	\$2,000.60	
149609	New Delhi Bridge	01/24/2022	Active	4	0	0	0	0.00%	9		13		4		S,M,VP,SC	7	90+ Days	
142659	New Delhi Diamond	08/28/2020	Active	45	9	2	7	18.42%	36	1	2		2	N	VP	3		
Exc Award (06/30/2024)																		
145746	New Delhi Rajouri Greater	03/31/2021	Active	37	1	1	0	0.00%	44	2	2				M,VP,SC	8	\$100.03	
31903	PALWAL	03/22/1976	Active	42	3	1	2	5.00%	40	39	7		2		M,VP,SC	7	90+ Days	
31828	REWARI	03/05/1976	Active	49	7	3	4	8.89%	45	13	2				M,VP,SC	2		
25952	SHAH DARA	08/13/1963	Active	10	0	0	0	0.00%	10		10				M,VP,SC	7		
148510	Sohna City	10/05/2021	Active	21	0	0	0	0.00%	20		5	1	None		P,S,T,M,VP SC	8	90+ Days	
55375	SOHNA TOWN	03/02/1994	Active	42	2	1	1	2.44%	43	1	0				M,VP,SC	0	90+ Days	
143147	Tauru Town	12/09/2020	Cancelled(6*)	0	0	0	0	0.00%	10		5	1	None		P,S,T,M,VP SC	14	90+ Days	

Clubs Cancelled Previous Fiscal Year – Clubs Cancelled within last 12 months may be reinstated

Club Number	Club Name	Charter Date	Current Status*	Cancellation Date
142384	Delhi Rudra	07/28/2020	Cancelled(8*)	05/29/2024
58385	DELHI SAINIK FARM	06/03/1996	Cancelled(8*)	12/29/2023
109152	FARIDABAD SURYA	09/01/2010	Cancelled(6*)	10/29/2023



Club Health Assessment for District 321A1 through March 2025

			Membership								Reports					Finance		LCIF		
Club Number	Club Name	Charter Date	Status	Current Member Count	YTD Members Added	YTD Members Dropped	YTD Net Growth	YTD Net Growth%	Member Count 12 Months Ago	Avg. length of service for dropped members	Months Since Last MMR ***	Yrs. Since Last Officer Report	President Rotation	Vice President Reported ****	Months Since Last Activity Report ***	Account Balance	Donations for current Fiscal Year			
			Number of times on status quo within last two years	If below 15 members appears				If net loss is greater than 20% appears			If no report in 3 months appears in	When more than one year appears in	Number of repeat terms	Notes the officers that do not have an active	If no report at 12 months appears in red					
143962	Gurgaon Green	12/29/2020	Cancelled(8*)						12/29/2023											
Current Total Clubs Count	YTD New Clubs Count	YTD Cancelled Clubs Count	YTD Net Club Gain	Current Total Members Count	YTD Add	YTD Drop	YTD Net Growth	YTD Net Growth %	Member Count 12 Months Ago	Average Member Count Per Club	% of Clubs with less than 20 members	% No MMR in 3 Months	% No Officer Report in 12 Months	% of Clubs with balance 90+ days	Number of Clubs in Status Quo	% Status Quo Clubs in Financial Suspension	Number of Cancelled Clubs	Average Cancelled Club Age	Members Lost Due to Cancellation	% of Clubs Cancelled for Non-Financial Reasons
54	3	8	-5	1,603	276	157	119	8.02%	1,663	30	30%	50%	11%	26%	0	0%	8	12	47	-25%

* - P - Priority Club. Cancellation Reasons: 1-Objectives/conduct, 2-Non-active club, 5-Non-existing club, 6-Disbanding, 7-Merger, 8-Financial Suspension, 9-District/Multiple District Dues.

** - Abbreviation: P-President, S-Secretary, T-Treasurer, M-Member Chairperson, VP-First Vice President, MC-Communications Chairperson, SC-Service Chairperson

*** - Abbreviation: N/R - Never reported using the Lions Clubs website, N/A - Not applicable, No password registered for the Lions Clubs website.

**** - Abbreviation: N - New, IP - Immediate Past, R - Repeat.



Club Health Assessment for District 321A2 through March 2025

			Status	Membership							Reports					Finance		LCIF
Club Number	Club Name	Charter Date		Current Member Count	YTD Members Added	YTD Members Dropped	YTD Net Growth	YTD Net Growth%	Member Count 12 Months Ago	Avg. length of service for dropped members	Months Since Last MMR ***	Yrs. Since Last Officer Report	President Rotation	Vice President Reported ****	Months Since Last Activity Report ***	Account Balance	Donations for current Fiscal Year	
			Number of times on status quo within last two years	If below 15 members appears				If net loss is greater than 20% appears			If no report in 3 months appears in	When more than one year appears in	Number of repeat terms	Notes the officers that do not have appears in an active	If no report at 12 months red			
Clubs less than two years old																		
172118	Ambala City Diamond	06/27/2024	Cancelled(8*)	0	0	20	-20	-100.00%	0	4	0		None	P,S,T,M,VP SC	N/R	90+ Days		
155704	Ambala Solitaire	09/12/2023	Active	20	0	0	0	0.00%	20		18			T,M,VP,SC	N/R	90+ Days		
156702	Delhi All is well	12/20/2023	Active	24	1	3	-2	-7.69%	25	1	3		N	M,SC	0	90+ Days		
155768	Delhi BPMS	08/31/2023	Active(1)	10	10	16	-6	-37.50%	16	1	1		3	M	14			
155018	Delhi Dynamos	07/12/2023	Active	21	1	17	-16	-43.24%	35	2	2		N	T,VP,SC	0	90+ Days		
180305	Delhi Lok Vihar Pitampura	02/12/2025	Newly Chartered	20	20	0	20	100.00%	0		1		N	S,T,M,VP,SC	N/R			
179929	Delhi NCR	12/28/2024	Active	20	20	0	20	100.00%	0		3		N	SC	N/R	90+ Days		
181005	Delhi North Ex Pride	02/24/2025	Newly Chartered	20	20	0	20	100.00%	0		1			M,VP,SC	N/R			
180978	Delhi North Ex Pride Star	02/18/2025	Newly Chartered	20	20	0	20	100.00%	0		1			M,VP	N/R			
178599	Delhi North Ex Savera	12/05/2024	Active	20	20	0	20	100.00%	0		2		N	T,VP,SC	N/R	90+ Days		
174761	Delhi Paschim Vihar Kings	07/22/2024	Active	16	21	5	16	100.00%	0	0	3			M,VP,SC	N/R	90+ Days		
172000	Delhi Paschim Vihar Supreme	06/03/2024	Active	35	16	1	15	75.00%	0	4	0		2	M,SC	0	90+ Days	\$50.00	
155109	Delhi Solitaire	07/13/2023	Active	27	5	21	-16	-37.21%	40	3	0		N		3	90+ Days		
Exc Award (06/30/2024)																		
156050	Delhi Vikmans Gold	11/17/2023	Active	25	0	0	0	0.00%	25		7		2	N	0	90+ Days		
180423	Karnal Royal Kings	01/30/2025	Newly Chartered	20	20	0	20	100.00%	0		2			M,VP,SC	N/R			
155020	Karnal Supreme	07/24/2023	Active	22	0	0	0	0.00%	22		0			T,M,VP	N/R	90+ Days		
155955	Panchkula Champions	09/25/2023	Active(1)	11	13	20	-7	-38.89%	25	1	2		N		7			
178076	Rajgarh Peach Valley	09/03/2024	Active	20	20	0	20	100.00%	0		6			M,VP,SC	N/R	90+ Days		
173867	Shahbad Diamond	07/16/2024	Active	17	23	6	17	100.00%	0	0	1		N		2			
157508	Siwan Diamond	02/26/2024	Active	24	0	0	0	0.00%	22		10		2	M,VP,SC	8	90+ Days		
155864	Thanesar	09/12/2023	Active(1)	10	1	4	-3	-23.08%	23	1	2		2	M,VP,SC	4	90+ Days		



Club Health Assessment for District 321A2 through March 2025

			Status	Membership							Reports					Finance		LCIF
Club Number	Club Name	Charter Date		Current Member Count	YTD Members Added	YTD Members Dropped	YTD Net Growth	YTD Net Growth%	Member Count 12 Months Ago	Avg. length of service for dropped members	Months Since Last MMR ***	Yrs. Since Last Officer Report	President Rotation	Vice President Reported ****	Months Since Last Activity Report ***	Account Balance	Donations for current Fiscal Year	
			Number of times on status quo within last two years	If below 15 members appears				If net loss is greater than 20% appears			If no report in 3 months appears in	When more than one year appears in	Number of repeat terms	Notes the officers that do not have an active	If no report at 12 months appears in red			
Clubs more than two years old																		
125985	Ambala	10/21/2015	Active	22	3	4	-1	-4.35%	20	7	3			N	P,SC	4	90+ Days	
152692	Ambala Astitva	10/07/2022	Active	24	0	0	0	0.00%	24		6				M,VP,SC	1		
46596	AMBALA CANTT	10/21/1986	Active	13	1	9	-8	-38.10%	21	8	3				S,T,M,VP,SC	24+	90+ Days	
131654	Ambala Cantt Active	07/03/2017	Active	21	0	0	0	0.00%	21		8		3	N	SC	2	90+ Days	
Exc Award (06/30/2022)																		
131763	Ambala Centennial	07/27/2017	Active	15	0	0	0	0.00%	15		7		4		T,M,VP,SC	24+		
38720	AMBALA CENTRAL	06/19/1980	Active	20	0	0	0	0.00%	20		10		5	N	P,T,SC	24+		
96910	AMBALA CENTRAL GOLD	04/11/2006	Active	27	0	0	0	0.00%	27		18				P,S,T,M,VP SC	24+		
35643	AMBALA CITY	05/17/1978	Active	41	5	1	4	10.81%	37	33	1			N		1	90+ Days	
Exc Award (06/30/2017)																		
122907	Ambala City Global	08/08/2014	Active	21	0	0	0	0.00%	21		2				M,VP,SC	2	90+ Days	
135536	Ambala City Solitaire	07/04/2018	Active	15	0	0	0	0.00%	15		49		5		M,VP,SC	24+		
61808	AMBALA CITY SUPREME	04/13/1999	Active	41	2	0	2	5.13%	44		3				VP,SC	8	90+ Days	
137734	Ambala Gold	04/08/2019	Active	15	0	0	0	0.00%	15		33		7		M,VP,SC	24+		
134376	Ambala Gold Gem	04/13/2018	Active	15	0	0	0	0.00%	15		9		5		S,T,M,VP,SC	24+		
143377	Ambala Greater	12/31/2020	Active	19	1	1	0	0.00%	18	2	3		3	N	M,SC	8	90+ Days	
25919	AMBALA HOST	04/20/1967	Active	26	1	1	0	0.00%	29	8	3				M,VP,SC	3	90+ Days	
123208	Ambala Lotus	09/26/2014	Active	26	1	1	0	0.00%	29	0	6				VP	1	90+ Days	
Exc Award (06/30/2019)																		
56130	AMBALA MID TOWN	10/04/1994	Active	23	0	0	0	0.00%	21		9			N	M,VP,SC	1		
Exc Award (06/30/2020)																		
104086	AMBALA PHOENIX	12/05/2008	Active(1)	21	1	0	1	5.00%	17		0		2		T,M,VP,SC	0	90+ Days	
Exc Award (06/30/2021)																		
128659	Ambala Platinum	09/28/2016	Active	20	0	0	0	0.00%	20		34		4		T,M,VP,SC	24+		
131857	Ambala Royal King	07/18/2017	Active	18	4	2	2	12.50%	16	3	0			N	P,T,SC	4	90+ Days	



Club Health Assessment for District 321A2 through March 2025

			Status	Membership							Reports					Finance		LCIF
Club Number	Club Name	Charter Date		Current Member Count	YTD Members Added	YTD Members Dropped	YTD Net Growth	YTD Net Growth%	Member Count 12 Months Ago	Avg. length of service for dropped members	Months Since Last MMR ***	Yrs. Since Last Officer Report	President Rotation	Vice President Reported ****	Months Since Last Activity Report ***	Account Balance	Donations for current Fiscal Year	
			Number of times on status quo within last two years	If below 15 members appears				If net loss is greater than 20% appears			If no report in 3 months appears in	When more than one year appears in	Number of repeat terms	Notes the officers that do not have an active	If no report at 12 months appears in red			
135609	Babain	07/10/2018	Active	18	0	11	-11	-37.93%	40	3	8			M,VP,SC	0	90+ Days	\$2,000.60	
137471	Barara Gold	02/21/2019	Active	15	0	0	0	0.00%	15		9		7	M,VP,SC	24+			
62144	DELHI - A-ONE	06/22/1999	Active(1)	5	0	0	0	0.00%	5		4			VP,SC	24+	90+ Days		
146983	Delhi Aashirwad	07/04/2021	Active(1)	23	0	3	-3	-11.54%	16	10	3		2	T,M,VP,SC	8	90+ Days		
141975	Delhi Active	07/09/2020	Active(1)	20	0	0	0	0.00%	20		8		2	R M,SC	0			
146663	Delhi Adventure	06/17/2021	P- Active	12	0	0	0	0.00%	12		21			M,VP,SC	18	90+ Days		
135697	Delhi Antriksh	07/10/2018	Active(1)	3	0	0	0	0.00%	3		4		5	M,VP,SC	24+			
147059	Delhi Avira	07/04/2021	Active(1)	13	1	8	-7	-35.00%	20	3	6			P,VP,SC	0			
142103	Delhi Capital Greens	07/10/2020	Active	31	3	1	2	6.90%	26	2	3			M,VP,SC	2			
103564	DELHI CITY	09/08/2008	Active	25	0	0	0	0.00%	22		5			N	6			
Exc Award (06/30/2018, 06/30/2019, 06/30/2020)																		
111765	DELHI DIAMONDS	08/01/2011	Active	20	0	0	0	0.00%	20		2			R T,M,SC	8	90+ Days	\$200.00	
Exc Award (06/30/2022)																		
111700	DELHI DIVINE	07/28/2011	Active(1)	8	2	1	1	14.29%	7	10	5		4	M,VP	6	90+ Days		
Exc Award (06/30/2019)																		
25929	DELHI EAST	04/24/1958	Active	5	0	1	-1	-16.67%	15	29	5		2	M,VP,SC	8			
142192	Delhi Himalaya	07/15/2020	Active(1)	20	0	0	0	0.00%	20		10	3	None	P,S,T,M,VP SC	24+	90+ Days		
142066	Delhi Invictus	07/22/2020	Active(1)	10	0	0	0	0.00%	10		22		4	M,VP,SC	24+			
147266	Delhi Jan Sewa	07/04/2021	Active(2)	5	0	0	0	0.00%	5		10		2	T,M,VP,SC	8			
139680	Delhi Konark	09/09/2019	Active	23	4	4	0	0.00%	23	1	3			N M	1	90+ Days		
95062	DELHI METRO	01/17/2006	Active	8	0	1	-1	-11.11%	9	4	0			P,S,T,M,VP SC	5	90+ Days		
131859	Delhi Metro Gold	07/03/2017	Active	36	1	0	1	2.86%	15		7			N T,M,VP,SC	7			
59770	DELHI NAYA BAZAR	06/24/1997	Active	47	0	0	0	0.00%	47		11			N M	0	90+ Days		
Exc Award (06/30/2016, 06/30/2017)																		
141979	Delhi Nice	07/10/2020	Active(1)	4	1	0	1	33.33%	8		6			M,VP,SC	8	90+ Days		
57341	DELHI NORTH	09/11/1995	Active	33	8	0	8	32.00%	25		1			N T,M,SC	1			



Club Health Assessment for District 321A2 through March 2025

			Status	Membership							Reports					Finance		LCIF
Club Number	Club Name	Charter Date		Current Member Count	YTD Members Added	YTD Members Dropped	YTD Net Growth	YTD Net Growth%	Member Count 12 Months Ago	Avg. length of service for dropped members	Months Since Last MMR ***	Yrs. Since Last Officer Report	President Rotation	Vice President Reported ****	Months Since Last Activity Report ***	Account Balance	Donations for current Fiscal Year	
			Number of times on status quo within last two years	If below 15 members appears				If net loss is greater than 20% appears			If no report in 3 months appears in	When more than one year appears in	Number of repeat terms	Notes the officers that do not have an active	If no report at 12 months red			
Exc Award (06/30/2018)																		
100414	DELHI NORTH EX	10/23/2007	Active	31	4	2	2	6.90%	48	4	1			N P	8	90+ Days	\$1,006.29	
Exc Award (06/30/2016, 06/30/2017, 06/30/2018)																		
133037	Delhi North Ex Shakti	11/13/2017	Active(2)	22	2	0	2	10.00%	18		1			N P,S,M,VP,SC	7	90+ Days		
Exc Award (06/30/2019, 06/30/2022)																		
125475	DELHI NORTH ROYAL	07/28/2015	Active(1)	9	0	6	-6	-40.00%	15	7	0		5	R M,VP,SC	5	90+ Days		
124614	Delhi NSP	04/13/2015	Active(1)	20	0	0	0	0.00%	20		14		2	P,M,VP,SC	19	90+ Days		
133043	Delhi Paras	11/03/2017	Active	27	0	0	0	0.00%	27		9			N M,SC	1	90+ Days	\$2,112.58	
Exc Award (06/30/2019)																		
144510	Delhi Paschim Vihar Gem	12/30/2020	Active	16	0	0	0	0.00%	14		9		2	S,T,M,VP,SC	8			
141991	Delhi Paschim Vihar Gold	07/10/2020	Active	84	3	67	-64	-43.24%	146	4	3		2	M,VP,SC	0	90+ Days	\$1,000.30	
Exc Award (06/30/2022, 06/30/2024)																		
146401	Delhi Pitampura Chitrakoot	06/16/2021	Active(1)	5	0	0	0	0.00%	5		14			M,VP,SC	8			
51723	DELHI PITAMPURA KOHAT	05/30/1991	Active	10	0	1	-1	-9.09%	20	6	3			R P,SC	5			
Exc Award (06/30/2018, 06/30/2019, 06/30/2020)																		
55084	DELHI PITAMPURA SOUTH	12/03/1993	Active	48	8	1	7	17.07%	39	2	5			N T	0	90+ Days	\$2,006.59	
Exc Award (06/30/2019, 06/30/2022, 06/30/2024)																		
120179	Delhi Platinum	08/20/2013	Active	24	1	2	-1	-4.00%	25	12	5		2	P,M,VP,SC	5	90+ Days		
128585	Delhi Pride	08/31/2016	Active	20	9	4	5	33.33%	20	4	3			P,T,M,VP,SC	8	90+ Days		
146962	Delhi Rohini Health	07/04/2021	Active(1)	11	1	0	1	10.00%	10		5		5	T,M,VP,SC	N/A			
32174	DELHI SADAR	04/29/1976	Active	33	2	2	0	0.00%	34	8	0			N	0		\$1,000.01	
Exc Award (06/30/2018)																		
146974	Delhi Sai Kripa	07/04/2021	Active(2)	5	0	0	0	0.00%	5		14		5	T,M,VP,SC	8			
150081	Delhi Saikripa Josh	04/12/2022	Active(1)	6	0	0	0	0.00%	6		10			S,M,VP,SC	4			
147284	Delhi Samarpan Gold	07/04/2021	Active(2)	5	0	0	0	0.00%	5		14	1	None	P,S,T,M,VP SC	20			
123102	Delhi Sanctum	09/11/2014	Active	22	1	4	-3	-12.00%	20	3	0		None	R P	2	90+ Days	\$2,012.58	
128249	Delhi Shalimar Smart	07/19/2016	Active(1)	22	2	6	-4	-15.38%	26	8	3			M,VP,SC	1	90+ Days		
Exc Award (06/30/2018, 06/30/2019)																		



Club Health Assessment for District 321A2 through March 2025

			Status	Membership							Reports					Finance		LCIF
Club Number	Club Name	Charter Date		Current Member Count	YTD Members Added	YTD Members Dropped	YTD Net Growth	YTD Net Growth%	Member Count 12 Months Ago	Avg. length of service for dropped members	Months Since Last MMR ***	Yrs. Since Last Officer Report	President Rotation	Vice President Reported ****	Months Since Last Activity Report ***	Account Balance	Donations for current Fiscal Year	
			Number of times on status quo within last two years	If below 15 members appears				If net loss is greater than 20% appears			If no report in 3 months appears in	When more than one year appears in	Number of repeat terms	Notes the officers that do not have an active	If no report at 12 months appears in red			
56105	DELHI SHIVAM	09/27/1994	Active	18	0	0	0	0.00%	18		12	1	None	P,S,T,M,VP SC	2	90+ Days		
31510	DELHI SOUTH	12/03/1975	Active	26	0	0	0	0.00%	28		10			N	4	90+ Days		
122843	Delhi Superstars	07/29/2014	Active	9	0	0	0	0.00%	10		10		3	N	5			
146298	Delhi Supreme Soch	05/26/2021	Active	12	0	9	-9	-42.86%	22	3	3			N	0	90+ Days		
57166	DELHI TRI NAGAR	06/30/1995	Active	24	3	0	3	14.29%	20		7		2	N	0			
Exc Award (06/30/2022)																		
132270	DELHI UNITY RISE	07/25/2017	Active(1)	2	0	2	-2	-50.00%	4	5	8				M,VP,SC	19		
Exc Award (06/30/2018)																		
127913	Delhi Youth	06/17/2016	Active	12	0	0	0	0.00%	12		9		2	R	0		\$50.31	
Exc Award (06/30/2020)																		
151250	Ganaur Gaurav	06/20/2022	Active	20	6	6	0	0.00%	24	2	1			N	1	90+ Days		
110240	GANAUR GOLD	01/28/2011	Cancelled(8*)	0	0	10	-10	-100.00%	10	8	3		None		P,S,T,M,VP SC	24+	90+ Days	
Exc Award (06/30/2017, 06/30/2019)																		
44315	GANNAUR	10/30/1984	Active	48	4	1	3	6.67%	61	14	2			N	0	90+ Days		
136496	Gannaur City	10/18/2018	Cancelled(8*)	0	0	10	-10	-100.00%	17	6	5		None		P,S,T,M,VP SC	6	90+ Days	
106153	GOHANA	08/13/2009	Active(1)	30	0	0	0	0.00%	30		15				P,M,VP,SC	24+	90+ Days	
106434	GOHANA CITY	08/31/2009	Active	24	0	0	0	0.00%	23		9				S,M,VP,SC	0		
117305	JAGADHRI GALAXY	06/29/2012	Active	38	9	2	7	22.58%	36	12	2			N	0	90+ Days	\$1,000.30	
134216	Jagadhri Galaxy Gold	04/13/2018	Active	15	0	0	0	0.00%	15		35		3		S,M,VP,SC	24+		
32397	KAITHAL	06/08/1976	Active	30	3	0	3	11.11%	32		7			N	15	90+ Days		
Exc Award (06/30/2022)																		
135537	Kaithal Active	07/04/2018	Active	10	2	0	2	25.00%	8		0			R	4			
51973	KAITHAL CENTRAL	08/21/1991	Active	44	1	0	1	2.33%	38		7			N	3	90+ Days	\$1,000.30	
123001	Kaithal City	08/26/2014	Active	91	7	0	7	8.33%	72		8			N	1			
139212	Kaithal Diamond	07/23/2019	Active	51	6	4	2	4.08%	49	4	2				T,M,VP,SC	3		
125770	Kaithal Fortune	11/05/2015	Cancelled(8*)	0	0	36	-36	-100.00%	36	8	3	2	None		P,S,T,M,VP SC	24+	90+ Days	



Club Health Assessment for District 321A2 through March 2025

			Status	Membership							Reports					Finance		LCIF
Club Number	Club Name	Charter Date		Current Member Count	YTD Members Added	YTD Members Dropped	YTD Net Growth	YTD Net Growth%	Member Count 12 Months Ago	Avg. length of service for dropped members	Months Since Last MMR ***	Yrs. Since Last Officer Report	President Rotation	Vice President Reported ****	Months Since Last Activity Report ***	Account Balance	Donations for current Fiscal Year	
			Number of times on status quo within last two years	If below 15 members appears				If net loss is greater than 20% appears			If no report in 3 months appears in	When more than one year appears in	Number of repeat terms	Notes the officers that do not have an active	If no report at 12 months appears in red			
141977	Kaithal Global	07/10/2020	Active	22	1	2	-1	-4.35%	23	2	5			N	M,SC	1	90+ Days	
62671	KAITHAL GRACE	01/06/2000	Active	23	8	1	7	43.75%	20	16	6			N	P,T,VP,SC	6		
132815	Kaithal Great	10/16/2017	Active	24	15	1	14	140.00%	25	0	3		2	R	VP,SC	3	90+ Days	
141980	Kaithal Iconic	07/14/2020	Active(1)	21	2	5	-3	-12.50%	24	4	2			N	M,SC	8	90+ Days	
146238	Kaithal Platinum	05/28/2021	Cancelled(8*)	0	0	5	-5	-100.00%	5	5	21		None		P,S,T,M,VP SC	24+	90+ Days	
146963	Kaithal Radiant	07/04/2021	Active	7	0	0	0	0.00%	16		10				T,M,VP	24+		
111713	KAITHAL ROYAL	07/28/2011	Active(1)	20	2	3	-1	-4.76%	21	5	4				M,VP,SC	7	90+ Days	
132887	Kaithal Supreme	10/26/2017	Active	22	0	4	-4	-15.38%	36	3	0			R	T,SC	4	90+ Days	
103459	KAITHAL YOUTH	08/18/2008	Active	58	12	9	3	5.45%	65	10	0			N	M,SC	3		
146102	Kalka Millenium	05/28/2021	Active(1)	5	0	0	0	0.00%	5		10		5		S,T,M,VP,SC	8		
122931	Karnal	08/21/2014	Active	16	0	1	-1	-5.88%	18	6	3		2		T,M,VP,SC	24+		
Exc Award (06/30/2019)																		
25943	KARNAL CENTRAL	10/25/1972	Active	13	5	2	3	30.00%	18	1	2		2		M,VP,SC	8		
152846	Karnal Gold	11/21/2022	Active	14	3	0	3	27.27%	17		3		3	N	M,SC	1		\$1,000.30
58362	KARNAL GREATER	05/23/1996	Active	7	0	0	0	0.00%	20		10				M,VP,SC	20		
103815	KARNAL ROYAL	10/17/2008	Active	15	1	0	1	7.14%	17		2				M,VP,SC	6		\$1,006.29
136089	Karnal Royal Star	08/02/2018	Active	11	1	2	-1	-8.33%	12	1	2		6		T,M,VP,SC	24+		
39754	KURUKSHETRA	04/02/1981	Active	42	0	35	-35	-45.45%	89	4	2				M,VP,SC	7		
Exc Award (06/30/2019, 06/30/2022)																		
129684	Ladwa	02/08/2017	Active(1)	32	1	10	-9	-21.95%	42	3	3				M,VP	6	90+ Days	
56329	NAHAN	12/13/1994	Active	32	3	1	2	6.67%	29	2	3			N	M,SC	1		\$1,000.30
59282	NARAINGARH	03/26/1997	Active	19	3	0	3	18.75%	16		4		2		M,VP,SC	24+	90+ Days	
122439	Naya Bazar Kohinoor	06/11/2014	Active	35	2	0	2	6.06%	33		1				M,VP,SC	0	90+ Days	
Exc Award (06/30/2016, 06/30/2017, 06/30/2020)																		
144622	Nelokheri Gold	12/31/2020	Active	17	0	0	0	0.00%	17		6		5		S,T,M,VP,SC	24+		
62328	NEW DELHI EAST	08/30/1999	Cancelled(8*)	0	0	30	-30	-100.00%	5	4	2		None		P,S,T,M,VP SC	8	90+ Days	



Club Health Assessment for District 321A2 through March 2025

			Status	Membership							Reports					Finance		LCIF
Club Number	Club Name	Charter Date		Current Member Count	YTD Members Added	YTD Members Dropped	YTD Net Growth	YTD Net Growth%	Member Count 12 Months Ago	Avg. length of service for dropped members	Months Since Last MMR ***	Yrs. Since Last Officer Report	President Rotation	Vice President Reported ****	Months Since Last Activity Report ***	Account Balance	Donations for current Fiscal Year	
			Number of times on status quo within last two years	If below 15 members appears				If net loss is greater than 20% appears			If no report in 3 months appears in	When more than one year appears in	Number of repeat terms	Notes the officers that do not have an active	If no report at 12 months red			
Exc Award (06/30/2018)																		
131826	New Delhi Samarpan	07/10/2017	Active(1)	26	0	0	0	0.00%	38		6			N	S	3	90+ Days	\$1,000.30
53324	NEW DELHI SOUTH	06/22/1992	Active	32	2	1	1	3.23%	30	9	2				P,M,VP,SC	3	90+ Days	
143434	New Delhi Sunder Vihar Gold	11/13/2020	P- Cancelled(8*)	0	1	20	-19	-100.00%	7	3	3		None		P,S,T,M,VP SC	12	90+ Days	
129523	Panchkula	12/14/2016	Active	16	2	0	2	14.29%	19		6		2		M,VP,SC	4		
Exc Award (06/30/2020)																		
103674	PANCHKULA PREMIER	09/18/2008	Active	47	6	11	-5	-9.62%	51	9	0		2		VP	4	90+ Days	\$699.96
Exc Award (06/30/2018, 06/30/2019, 06/30/2020)																		
45951	PANCHKULA CENTRAL	03/28/1986	Active	26	7	4	3	13.04%	26	2	1			N	VP	0		
Exc Award (06/30/2019)																		
149940	Panchkula Diamond	04/18/2022	Cancelled(8*)	0	0	9	-9	-100.00%	9	3	3		None		P,S,T,M,VP SC	22	90+ Days	
135539	Panchkula Dynamic	07/12/2018	Active	23	6	1	5	27.78%	24	0	1			N	S,M,VP,SC	8	90+ Days	\$610.96
Exc Award (06/30/2019)																		
137462	Panchkula Gold	02/21/2019	Active	15	0	0	0	0.00%	15		34		6		S,M,VP,SC	24+		
137735	Panchkula Gold Gem	04/24/2019	Active	15	0	0	0	0.00%	15		47		7		T,M,VP,SC	24+		
149389	Panchkula Pearl	12/30/2021	Active	8	0	0	0	0.00%	9		9		2		VP,SC	5	90+ Days	
136289	Panchkula Valley	08/24/2018	Active(1)	5	0	0	0	0.00%	5		14		5		T,M,VP,SC	7		
31608	PANIPAT	01/09/1976	Active	48	0	0	0	0.00%	46		7			R	T,M,SC	1		\$1,000.30
Exc Award (06/30/2023)																		
53735	PANIPAT GREATER	10/09/1992	Active	37	2	0	2	5.71%	34		7			R		8	90+ Days	
Exc Award (06/30/2024)																		
132641	Panipat Greater Gold	10/17/2017	Active	15	0	0	0	0.00%	15		49		3		M,VP,SC	N/A		
131764	Panipat Greater Youth	07/03/2017	Active	15	0	0	0	0.00%	15		49		8		M,VP,SC	24+		
59366	PANIPAT SUPREME	04/16/1997	Cancelled(8*)	0	0	12	-12	-100.00%	12	9	3	1	None		P,S,T,M,VP SC	24+	90+ Days	
146718	Parwanoo Gold	06/20/2021	Active	21	0	0	0	0.00%	18		9				T,M,VP,SC	2	90+ Days	
103458	PARWANOO KALKA	08/18/2008	Active	36	1	0	1	2.86%	35		7			N		1	90+ Days	\$3,815.51
Exc Award (06/30/2016, 06/30/2017, 06/30/2020)																		



Club Health Assessment for District 321A2 through March 2025

			Status	Membership							Reports					Finance		LCIF
Club Number	Club Name	Charter Date		Current Member Count	YTD Members Added	YTD Members Dropped	YTD Net Growth	YTD Net Growth%	Member Count 12 Months Ago	Avg. length of service for dropped members	Months Since Last MMR ***	Yrs. Since Last Officer Report	President Rotation	Vice President Reported ****	Months Since Last Activity Report ***	Account Balance	Donations for current Fiscal Year	
			Number of times on status quo within last two years	If below 15 members appears				If net loss is greater than 20% appears			If no report in 3 months appears in	When more than one year appears in	Number of repeat terms	Notes the officers that do not have an active	If no report at 12 months appears in red			
150401	Pehowa	04/13/2022	Cancelled(8*)	0	0	16	-16	-100.00%	20	3	3		None	P,S,T,M,VP SC	N/A	90+ Days		
152334	Pehowa Royal	09/27/2022	Active	28	3	0	3	12.00%	25		4			M,VP,SC	7	90+ Days		
147310	Pinjore	07/07/2021	Active(1)	5	0	0	0	0.00%	5		10		2	M,VP,SC	7			
153077	Radaur	12/05/2022	Active	17	1	0	1	6.25%	21		8		None	N	P,M,VP,SC	N/R		
56491	SAMALKHA HIGHWAY	01/30/1995	Active	19	2	3	-1	-5.00%	23	11	2		2	S,M,VP,SC	24+	90+ Days		
57634	SHAHABAD M	12/18/1995	Active	35	2	15	-13	-27.08%	54	6	0			N		0		
Exc Award (06/30/2023)																		
66654	SHAHABAD M MID TOWN	09/27/2002	Active	19	2	3	-1	-5.00%	17	2	3		2	M,VP	11	90+ Days		
142268	Shahabad Markanda River	08/17/2020	Active	21	1	0	1	5.00%	25		7			N	0		\$100.03	
53416	SHIMLA	06/30/1992	Active	41	4	3	1	2.50%	40	9	2			N	S,M,SC	0	90+ Days	
129666	Siwan	01/19/2017	Active	6	0	0	0	0.00%	22		6		2	T,M,VP,SC	24+	90+ Days		
142548	Siwan Shine	09/04/2020	Active(1)	15	3	0	3	25.00%	16		6			N	T,SC	20	90+ Days	
42474	SOLAN	03/18/1983	Active	36	5	5	0	0.00%	65	11	0			N	M,SC	0	\$1,000.30	
141981	Solan Gold	07/10/2020	Cancelled(8*)	0	0	29	-29	-100.00%	29	5	3		None	P,S,T,M,VP SC	14	90+ Days		
107223	SOLAN VALLEY	01/08/2010	Active	34	3	0	3	9.68%	62		7			N	VP	5	\$4,019.17	
Exc Award (06/30/2022, 06/30/2023)																		
25954	SONEPAT	09/24/1973	Active	61	11	2	9	17.31%	55	4	0		2	M,VP,SC	7			
25956	YAMUNANAGAR-JAGADHRI	01/25/1974	Active(1)	24	0	11	-11	-31.43%	35	12	4			S,M,VP,SC	3	90+ Days		

Clubs Cancelled Previous Fiscal Year – Clubs Cancelled within last 12 months may be reinstated

Club Number	Club Name	Charter Date	Current Status*	Cancellation Date
118148	AMBALA DIAMOND	10/25/2012	Cancelled(8*)	12/29/2023
117740	AMBALA VISION	08/29/2012	Cancelled(6*)	07/29/2023
147313	Delhi Aadarsh	07/03/2021	Cancelled(8*)	11/29/2023
106418	DELHI ANGELS	08/31/2009	Cancelled(6*)	08/29/2023
103489	DELHI PASCHIM VIHAR GREATER	08/25/2008	Cancelled(8*)	04/29/2024



Club Health Assessment for District 321A2 through March 2025

			Status							Membership							Reports				Finance		LCIF
Club Number	Club Name	Charter Date		Current Member Count	YTD Members Added	YTD Members Dropped	YTD Net Growth	YTD Net Growth%	Member Count 12 Months Ago	Avg. length of service for dropped members	Months Since Last MMR ***	Yrs. Since Last Officer Report	President Rotation	Vice President Reported ****	Months Since Last Activity Report ***	Account Balance	Donations for current Fiscal Year						
			Number of times on status quo within last two years	If below 15 members appears				If net loss is greater than 20% appears			If no report in 3 months appears in	When more than one year appears in	Number of repeat terms	Notes the officers that do not have an active	If no report at 12 months appears in red								
152407	Delhi Premier	09/29/2022	Cancelled(8*)	12/29/2023																			
Current Total Clubs Count	YTD New Clubs Count	YTD Cancelled Clubs Count	YTD Net Club Gain	Current Total Members Count	YTD Add	YTD Drop	YTD Net Growth	YTD Net Growth %	Member Count 12 Months Ago	Average Member Count Per Club	% of Clubs with less than 20 members	% No MMR in 3 Months	% No Officer Report in 12 Months	% of Clubs with balance 90+ days	Number of Clubs in Status Quo	% Status Quo Clubs in Financial Suspension	Number of Cancelled Clubs	Average Cancelled Club Age	Members Lost Due to Cancellation	% of Clubs Cancelled for Non-Financial Reasons			
150	9	11	-2	3,354	467	593	-126	-3.62%	3,659	22	41%	69%	2%	52%	0	0%	11	14	197	-36%			

* - P - Priority Club. Cancellation Reasons: 1-Objectives/conduct, 2-Non-active club, 5-Non-existing club, 6-Disbanding, 7-Merger, 8-Financial Suspension, 9-District/Multiple District Dues.

** - Abbreviation: P-President, S-Secretary, T-Treasurer, M-Member Chairperson, VP-First Vice President, MC-Communications Chairperson, SC-Service Chairperson

*** - Abbreviation: N/R - Never reported using the Lions Clubs website, N/A - Not applicable, No password registered for the Lions Clubs website.

**** - Abbreviation: N - New, IP - Immediate Past, R - Repeat.



Club Health Assessment for District 321A3 through March 2025

			Status	Membership							Reports					Finance		LCIF
Club Number	Club Name	Charter Date		Current Member Count	YTD Members Added	YTD Members Dropped	YTD Net Growth	YTD Net Growth%	Member Count 12 Months Ago	Avg. length of service for dropped members	Months Since Last MMR ***	Yrs. Since Last Officer Report	President Rotation	Vice President Reported ****	Months Since Last Activity Report ***	Account Balance	Donations for current Fiscal Year	
			Number of times on status quo within last two years	If below 15 members appears			If net loss is greater than 20% appears				If no report in 3 months appears in	When more than one year appears in	Number of repeat terms	Notes the officers that do not have an active	If no report at 12 months appears in red			
Clubs less than two years old																		
176537	Delhi Aariv	08/22/2024	Active	20	21	1	20	100.00%	0	0	7			M,VP,SC	N/R			
155475	Delhi Crown	08/14/2023	Active(1)	6	0	0	0	0.00%	12		9		3	S,T,M,VP,SC	15	90+ Days		
155628	Delhi Gagan Vihar	08/23/2023	Active	19	4	9	-5	-20.83%	20	1	0			T,M,VP,SC	2	90+ Days	\$251.58	
155571	Delhi Kirti	08/08/2023	Active	10	0	0	0	0.00%	20		8		2	M,VP,SC	5			
176730	Delhi Professional	08/26/2024	Active	25	25	0	25	100.00%	0		7			N	S,M,SC	N/R	90+ Days	
177238	Delhi Surya	08/09/2024	Active	29	31	2	29	100.00%	0	11	3			M,VP,SC	2		\$1,102.13	
154850	Fatehabad Diamond	06/20/2023	Active(1)	17	6	3	3	21.43%	22	1	8			S,T,M,VP,SC	7		\$13.99	
Exc Award (06/30/2023)																		
176637	Hisar Eshana	08/19/2024	Active	26	26	0	26	100.00%	0		1			M,VP,SC	2	90+ Days	\$1,132.08	
154768	Hisar Pragati	06/19/2023	Active(2)	10	10	0	10	100.00%	0		0		2	M,VP,SC	N/R			
Exc Award (06/30/2023)																		
155254	Mandi Dabwali Delight	07/31/2023	Active	24	2	0	2	9.09%	33		1			N	S,SC	7	90+ Days	\$22.00
157538	New Delhi Regency	06/20/2024	Cancelled(8*)	0	0	20	-20	-100.00%	0	1	6		None	P,S,T,M,VP SC	N/R	90+ Days		
154544	Rania Galaxy	06/02/2023	Active	16	0	0	0	0.00%	22		9			P,T,M,VP,SC	8	90+ Days		
Exc Award (06/30/2023)																		
157011	Sirsa Dream	01/19/2024	Active	17	5	8	-3	-15.00%	20	1	3		2	N	M,SC	4	90+ Days	\$20.00
154476	Sirsa Star	06/08/2023	Active(1)	13	0	0	0	0.00%	17		4			S,T,M,VP,SC	4	90+ Days	\$13.00	
Exc Award (06/30/2023)																		
Clubs more than two years old																		
151084	Agroha	06/15/2022	Cancelled(8*)	0	0	2	-2	-100.00%	5	2	6	1	None	P,S,T,M,VP SC	24+	90+ Days		
99976	BAHADURGARH ACTIVE	07/31/2007	Cancelled(8*)	0	0	8	-8	-100.00%	10	22	9		None	P,S,T,M,VP SC	24+	90+ Days		
38721	BAHADURGARH TOWN	06/29/1980	Active	14	0	3	-3	-17.65%	17	8	0		5	T,M,VP,SC	24+	90+ Days		
Exc Award (06/30/2023)																		
60401	BARWALA CITY	02/23/1998	Active(1)	17	0	0	0	0.00%	17		14			M,VP,SC	24+	90+ Days		
Exc Award (06/30/2021, 06/30/2023)																		
148000	Barwala Royal	08/27/2021	Active(1)	19	3	2	1	5.56%	36	3	3			S,M,VP,SC	8	90+ Days		



Club Health Assessment for District 321A3 through March 2025

			Status	Membership							Reports					Finance		LCIF
Club Number	Club Name	Charter Date		Current Member Count	YTD Members Added	YTD Members Dropped	YTD Net Growth	YTD Net Growth%	Member Count 12 Months Ago	Avg. length of service for dropped members	Months Since Last MMR ***	Yrs. Since Last Officer Report	President Rotation	Vice President Reported ****	Months Since Last Activity Report ***	Account Balance	Donations for current Fiscal Year	
			Number of times on status quo within last two years	If below 15 members appears				If net loss is greater than 20% appears			If no report in 3 months appears in	When more than one year appears in	Number of repeat terms	Notes the officers that do not have appears in an active	If no report at 12 months red			
Exc Award (06/30/2023)																		
84080	BHIWANI CITY	09/01/2004	Active	36	0	1	-1	-2.70%	37	20	6		2	N	M	8	90+ Days	\$37.00
115311	BHIWANI ROYAL	10/17/2011	Active(1)	6	0	0	0	0.00%	7		9		2	N	S,VP,SC	24+		
144076	Bhiwani Star	12/21/2020	Active	3	0	2	-2	-40.00%	5	4	5		5		M,VP,SC	18		
115313	BHIWANI SUPREME	10/17/2011	Active	9	0	10	-10	-52.63%	19	11	8		5		T,M,VP,SC	24+	90+ Days	\$18.99
101499	BHIWANI SURBHI	03/19/2008	Active	11	3	0	3	37.50%	8		0				T,M,VP,SC	2		
Exc Award (06/30/2023)																		
52112	BHUNA	10/24/1991	Active	28	0	0	0	0.00%	28		2				T,M,VP,SC	24+	90+ Days	
Exc Award (06/30/2023)																		
151430	Bhuna City	06/22/2022	Active	14	0	5	-5	-26.32%	25	2	4				M,VP,SC	6	90+ Days	\$18.99
Exc Award (06/30/2023)																		
148582	Bhuna Royal	10/08/2021	Active	10	0	0	0	0.00%	15		8		4		T,M,VP,SC	N/R		
149882	Chopta	03/31/2022	Active(1)	2	0	0	0	0.00%	2		21		3		M,VP,SC	24+		
151102	Chopta Town	06/17/2022	Active	3	0	0	0	0.00%	3		21		2		T,M,VP,SC	4	90+ Days	
144490	Delhi Ajay Diamond	12/30/2020	Active	15	0	0	0	0.00%	15		34		2		S,M,VP,SC	24+		
144491	Delhi Aniket Gold	12/30/2020	Active	27	3	0	3	12.50%	20		0				T,M,VP,SC	2		\$587.01
Exc Award (06/30/2023)																		
45210	DELHI ARISTOCRAT	06/30/1985	Active	13	0	0	0	0.00%	13		0				T,M,VP,SC	3	90+ Days	\$13.00
44254	DELHI CONTINENTAL	09/24/1984	Active	6	0	0	0	0.00%	6		56		13		S,T,M,VP,SC	24+	90+ Days	
25927	DELHI COSMOPOLITAN	05/17/1969	Active	15	0	0	0	0.00%	15		11		2		S,T,M,VP,SC	7	90+ Days	\$116.83
Exc Award (06/30/2023)																		
119240	DELHI DEEPALI	04/26/2013	Active	16	5	23	-18	-52.94%	31	3	0			N	T,M,SC	8		\$1,281.84
Exc Award (06/30/2023)																		
110304	DELHI G T B NAGAR	02/03/2011	Active(1)	10	10	0	10	100.00%	6		2			N	P,T,M,VP,SC	24+		
Exc Award (06/30/2021)																		
100247	DELHI G-9	09/20/2007	Active	11	0	0	0	0.00%	15		10				M,VP,SC	3	90+ Days	
Exc Award (06/30/2021)																		
25932	DELHI GREATER KAILASH	09/29/1967	Active	62	0	0	0	0.00%	64		9				P,S,M,VP,SC	24+		



Club Health Assessment for District 321A3 through March 2025

			Status	Membership							Reports					Finance		LCIF
Club Number	Club Name	Charter Date		Current Member Count	YTD Members Added	YTD Members Dropped	YTD Net Growth	YTD Net Growth%	Member Count 12 Months Ago	Avg. length of service for dropped members	Months Since Last MMR ***	Yrs. Since Last Officer Report	President Rotation	Vice President Reported ****	Months Since Last Activity Report ***	Account Balance	Donations for current Fiscal Year	
			Number of times on status quo within last two years	If below 15 members appears					If net loss is greater than 20% appears			If no report in 3 months appears in	When more than one year appears in	Number of repeat terms	Notes the officers that do not have an active red	If no report at 12 months appears in red		
97557	DELHI IPEX	07/25/2006	Active	58	13	24	-11	-15.94%	75	4	6			N	1		\$69.00	
Exc Award (06/30/2016, 06/30/2018, 06/30/2020)																		
25928	DELHI KAROL BAGH	10/25/1972	Active	15	0	1	-1	-6.25%	16	28	6			VP,SC	20	90+ Days		
62739	DELHI KIRAN	01/26/2000	Active	47	0	0	0	0.00%	81		8			N	M,SC	1	\$1,100.30	
Exc Award (06/30/2022, 06/30/2023)																		
98561	DELHI KIRAN GALAXY	03/21/2007	Active	5	0	0	0	0.00%	5		21		5	M,VP,SC	24+			
41583	DELHI MAYAPURI	06/29/1982	Active(1)	12	0	0	0	0.00%	12		16			N	P,S,M,SC	24+	90+ Days	
153666	Delhi Platinum Star	02/22/2023	Active	14	0	0	0	0.00%	14		15	1	2	T,M,VP,SC	2	90+ Days		
Exc Award (06/30/2023)																		
57167	DELHI PRABHAT	06/30/1995	Active	28	6	6	0	0.00%	32	17	0			M,VP	1			
Exc Award (06/30/2022)																		
37549	DELHI PUNJABI BAGH	09/27/1979	Active	35	0	1	-1	-2.78%	37	2	1		2	N	SC	5	\$136.83	
Exc Award (06/30/2023)																		
150080	Delhi Rajouri Central	06/13/2022	Active	3	0	0	0	0.00%	3		15		4	S,T,M,VP,SC	N/R	90+ Days		
147571	Delhi Uday	07/23/2021	Active	41	2	5	-3	-6.82%	86	3	1			N	M,SC	6		
Exc Award (06/30/2022)																		
51971	DELHI VIKRAM	08/19/1991	Active	9	0	0	0	0.00%	9		30		4	T,M,VP,SC	3		\$1,147.07	
56106	DELHI WEST	09/22/1994	Active	11	1	0	1	10.00%	16		5			M,VP,SC	5			
Exc Award (06/30/2023)																		
144624	Ding Mod	12/29/2020	Active(1)	9	0	0	0	0.00%	12		9		5	R	SC	18		
144299	Ellenabad	12/23/2020	Active(1)	13	1	2	-1	-7.14%	15	2	6			M,VP,SC	19	90+ Days		
Exc Award (06/30/2023)																		
34059	FATEHABAD	06/08/1977	Active(1)	47	0	0	0	0.00%	49		11			M,VP,SC	19	90+ Days	\$47.00	
Exc Award (06/30/2021)																		
130502	Fatehabad City	03/22/2017	Active	26	4	0	4	18.18%	22		6			M,VP,SC	4			
Exc Award (06/30/2021)																		
153984	Fatehabad Gaurav	03/24/2023	Active(1)	10	4	0	4	66.67%	20		6			M,VP,SC	N/A			
Exc Award (06/30/2023)																		



Club Health Assessment for District 321A3 through March 2025

			Status	Membership							Reports					Finance		LCIF
Club Number	Club Name	Charter Date		Current Member Count	YTD Members Added	YTD Members Dropped	YTD Net Growth	YTD Net Growth%	Member Count 12 Months Ago	Avg. length of service for dropped members	Months Since Last MMR ***	Yrs. Since Last Officer Report	President Rotation	Vice President Reported ****	Months Since Last Activity Report ***	Account Balance	Donations for current Fiscal Year	
			Number of times on status quo within last two years	If below 15 members appears				If net loss is greater than 20% appears			If no report in 3 months appears in	When more than one year appears in	Number of repeat terms	Notes the officers that do not have an active	If no report at 12 months appears in red			
144598	Fatehabad Royal	12/31/2020	Active	12	0	0	0	0.00%	12		2			M,VP,SC	24+	90+ Days		
37995	HANSI	01/31/1980	Active	46	5	0	5	12.20%	42		0			N	T,VP	0	90+ Days	
	Exc Award (06/30/2023)																	
143872	Hisar Central	12/11/2020	Active	18	0	6	-6	-25.00%	20	4	2			N	M,SC	4	90+ Days	
	Exc Award (06/30/2023)																	
154049	Hisar Diamond	03/29/2023	Active	24	0	0	0	0.00%	27		9		3	N	SC	2	\$24.00	
	Exc Award (06/30/2023)																	
89052	HISAR E FIROZA	08/05/2005	Active	29	0	1	-1	-3.33%	41	3	3			R		0	\$77.92	
	Exc Award (06/30/2023)																	
149862	Hisar Fort	03/21/2022	Cancelled(8*)	0	0	15	-15	-100.00%	15	3	2		None		P,S,T,M,VP SC T	24+	90+ Days	
66983	HISAR GAURAV	12/19/2002	Active	25	0	0	0	0.00%	27		9			N		8	\$25.00	
	Exc Award (06/30/2021, 06/30/2022, 06/30/2023)																	
99635	HISAR ROYALE	06/14/2007	Active(1)	10	0	0	0	0.00%	10		16		6		M,VP,SC	23	90+ Days	
115392	HISAR SADBHAWANA	10/31/2011	Active	5	0	0	0	0.00%	5		21		2		M,VP,SC	24+	90+ Days	
153498	Hisar United	01/17/2023	Active	11	0	0	0	0.00%	20		10				T,M,VP,SC	24+	90+ Days	
	Exc Award (06/30/2023)																	
52801	HISSAR CITY	04/02/1992	Active	17	0	0	0	0.00%	17		14				P,M,VP,SC	5		
	Exc Award (06/30/2023)																	
103490	JAKHAL ROYAL	08/25/2008	Active	28	2	0	2	7.69%	27		1		2		M,VP,SC	0	\$26.00	
	Exc Award (06/30/2021)																	
98808	JIND	08/01/2007	Active(2)	10	10	0	10	100.00%	0		-4				M,VP,SC	24+		
98478	JIND CITY	02/05/2007	Active	16	0	9	-9	-36.00%	25	6	8		2		M,VP,SC	5		
	Exc Award (06/30/2021, 06/30/2023)																	
144305	Kalanwali	12/30/2020	Active	15	0	0	0	0.00%	15		20		5		M,VP,SC	20	90+ Days	
130570	Kullan	04/05/2017	Active	17	0	2	-2	-10.53%	21	1	3		10		T,M,VP,SC	2	\$1,449.55	
	Exc Award (06/30/2021, 06/30/2023, 06/30/2024)																	
123265	Mandi Dabwali Aastha	10/02/2014	Active	26	4	0	4	18.18%	22		1		2		M,VP,SC	2	\$203.65	
	Exc Award (06/30/2021, 06/30/2023)																	



Club Health Assessment for District 321A3 through March 2025

			Status	Membership							Reports					Finance	LCIF
Club Number	Club Name	Charter Date		Current Member Count	YTD Members Added	YTD Members Dropped	YTD Net Growth	YTD Net Growth%	Member Count 12 Months Ago	Avg. length of service for dropped members	Months Since Last MMR ***	Yrs. Since Last Officer Report	President Rotation	Vice President Reported ****	Months Since Last Activity Report ***	Account Balance	Donations for current Fiscal Year
			Number of times on status quo within last two years	If below 15 members appears				If net loss is greater than 20% appears			If no report in 3 months appears in	When more than one year appears in	Number of repeat terms	Notes the officers that do not have an active	If no report at 12 months appears in red		
95901	MANDI DABWALI AKS	02/10/2006	Active	32	0	0	0	0.00%	32		8			M,VP,SC	3	90+ Days	
77599	MANDI DABWALI SUPREME	09/19/2003	Active	30	1	3	-2	-6.25%	33	2	3			N	M,SC	1	\$32.00
143874	Narwana	12/22/2020	Active(1)	16	1	1	0	0.00%	21	4	1			N	M,SC	0	\$101.83
	Exc Award (06/30/2023)																
149861	New Delhi Aagaaz	06/13/2022	Active	15	0	0	0	0.00%	15		10			N	T,M,SC	17	90+ Days
142751	New Delhi Aeon	09/14/2020	Active	11	0	0	0	0.00%	15		9				S,T,M,VP,SC	17	
	Exc Award (06/30/2023)																
147906	New Delhi Anubhav	09/06/2021	Active(1)	12	0	0	0	0.00%	12		10				T,M,VP,SC	17	
136343	New Delhi Bright	09/20/2018	Active	5	0	0	0	0.00%	5		33		3		P,S,M,VP,SC	24+	
148744	New Delhi Central	01/04/2022	Active(1)	16	0	0	0	0.00%	16		14		3		P,S,T,M,VP SC	N/A	
64937	NEW DELHI INDRAPRASTHA	01/09/2002	Active	49	5	0	5	11.36%	65		3			R	S,T,M,VP,SC	5	\$299.49
	Exc Award (06/30/2022, 06/30/2023)																
148853	New Delhi Paryas	01/04/2022	Active	23	2	0	2	9.52%	15		3		2	N	S,M,SC	24+	
42342	NEW DELHI RAAJDHANI	02/22/1983	Active	5	0	0	0	0.00%	5		21		6		M,VP,SC	24+	90+ Days
106514	NEW DELHI RAJOURI GARDEN	08/31/2009	Active	23	1	0	1	4.55%	22		4		2		T,M,VP,SC	8	\$874.51
	Exc Award (06/30/2023)																
148242	New Delhi Suryansh	09/13/2021	Active	15	0	0	0	0.00%	15		15				P,T,M,VP,SC	N/R	
51726	NEW DELHI UNITED	05/28/1991	Active	9	0	1	-1	-10.00%	12	1	6		4		T,M,VP,SC	1	\$10.00
144425	New Delhi Vadehra	12/30/2020	Active	46	1	0	1	2.22%	45		3		2	R	T,M,SC	3	\$119.80
	Exc Award (06/30/2022, 06/30/2023)																
142734	New Delhi Virat	09/11/2020	Active	15	0	0	0	0.00%	15		15		2		T,M,VP,SC	24+	
	Exc Award (06/30/2023)																
146686	Odhan	06/17/2021	Active	4	2	0	2	100.00%	2		1				T,M,VP,SC	24+	
57428	RANIA	10/23/1995	Active	18	0	1	-1	-5.26%	19	10	8				M,VP,SC	4	90+ Days
121669	Rania Active	03/28/2014	Active	18	0	2	-2	-10.00%	21	3	4				M,VP,SC	2	90+ Days
	Exc Award (06/30/2022)																
106517	RANIA KING	08/31/2009	Active	10	0	0	0	0.00%	10		7				M,VP,SC	24+	90+ Days



Club Health Assessment for District 321A3 through March 2025

			Status	Membership							Reports					Finance		LCIF
Club Number	Club Name	Charter Date		Current Member Count	YTD Members Added	YTD Members Dropped	YTD Net Growth	YTD Net Growth%	Member Count 12 Months Ago	Avg. length of service for dropped members	Months Since Last MMR ***	Yrs. Since Last Officer Report	President Rotation	Vice President Reported ****	Months Since Last Activity Report ***	Account Balance	Donations for current Fiscal Year	
			Number of times on status quo within last two years	If below 15 members appears					If net loss is greater than 20% appears		If no report in 3 months appears in	When more than one year appears in	Number of repeat terms	Notes the officers that do not have an active	If no report at 12 months appears in red			
Exc Award (06/30/2021)																		
88984	RANIA ROYAL	07/26/2005	Active	21	1	0	1	5.00%	21		7			N	4	90+ Days	\$203.65	
Exc Award (06/30/2023)																		
121151	Rania Shyne	01/22/2014	Active	4	0	0	0	0.00%	5		10		8	M,VP,SC	8	90+ Days		
61321	RATTIA CITY	12/02/1998	Active	42	4	1	3	7.69%	39	3	3		2	R M,VP,SC	0	90+ Days	\$344.49	
Exc Award (06/30/2023)																		
44394	RATTIA TOWN	11/08/1984	Active	53	0	0	0	0.00%	53		14		2	M,VP,SC	2	90+ Days		
Exc Award (06/30/2021)																		
64021	ROHTAK	02/28/2001	Active(1)	21	1	1	0	0.00%	22	0	1		2	M,VP,SC	3	90+ Days		
Exc Award (06/30/2023)																		
140765	Rohtak Aan	02/13/2020	Active	12	1	3	-2	-14.29%	22	2	3			N SC	2		\$14.00	
Exc Award (06/30/2022)																		
112173	ROHTAK AASTHA	09/06/2011	Active	19	3	4	-1	-5.00%	22	7	0			N T,M	6			
89340	ROHTAK BRIGHT	09/29/2005	Active	18	0	0	0	0.00%	18		15		2	T,M,VP,SC	24+		\$18.00	
Exc Award (06/30/2023)																		
61216	ROHTAK CITY	11/03/1998	Active	16	0	8	-8	-33.33%	23	8	3			N	24+	90+ Days		
Exc Award (06/30/2023)																		
151066	Rohtak Star	06/17/2022	Cancelled(8*)	0	0	13	-13	-100.00%	13	3	3	2	None	P,S,T,M,VP SC	N/R	90+ Days		
122556	Rohtak Town	06/20/2014	Active	12	0	0	0	0.00%	16		8		7	M,VP,SC	24+			
33774	SIRSA	04/14/1977	Active	21	2	2	0	0.00%	21	18	3			S,T,M,VP	0	90+ Days	\$1,027.29	
Exc Award (06/30/2018)																		
117521	SIRSA AASTHA	08/03/2012	Active	12	3	1	2	20.00%	26	4	3			M,VP	1	90+ Days	\$1,916.74	
Exc Award (06/30/2021, 06/30/2023)																		
63659	SIRSA ACTIVE	10/30/2000	Active	16	0	0	0	0.00%	16		20			M,VP,SC	4	90+ Days		
99576	SIRSA AMAR	06/08/2007	Active(1)	5	0	3	-3	-37.50%	8	2	7			M,VP,SC	3	90+ Days		
151481	Sirsa Anand	06/22/2022	Active	8	0	0	0	0.00%	8		20			S,T,M,VP,SC	N/R	90+ Days		
89543	SIRSA BRIGHT	11/01/2005	Active	4	0	2	-2	-33.33%	6	6	5			VP,SC	3	90+ Days		
50908	SIRSA CENTRAL	08/16/1990	Active	34	2	0	2	6.25%	32		3			P,M,VP,SC	4		\$1,621.95	



Club Health Assessment for District 321A3 through March 2025

			Status	Membership							Reports					Finance		LCIF
Club Number	Club Name	Charter Date		Current Member Count	YTD Members Added	YTD Members Dropped	YTD Net Growth	YTD Net Growth%	Member Count 12 Months Ago	Avg. length of service for dropped members	Months Since Last MMR ***	Yrs. Since Last Officer Report	President Rotation	Vice President Reported ****	Months Since Last Activity Report ***	Account Balance	Donations for current Fiscal Year	
			Number of times on status quo within last two years	If below 15 members appears				If net loss is greater than 20% appears			If no report in 3 months appears in	When more than one year appears in	Number of repeat terms	Notes the officers that do not have an active	If no report at 12 months appears in red			
Exc Award (06/30/2018, 06/30/2021, 06/30/2025)																		
61727	SIRSA CITY	03/31/1999	Active	27	0	0	0	0.00%	27		11			P,M,VP,SC	24+	90+ Days		
103621	SIRSA DIAMOND	09/10/2008	Active	14	0	0	0	0.00%	14		17		11	T,M,VP,SC	17			
98331	SIRSA GALAXY	01/23/2007	Active(1)	8	0	0	0	0.00%	8		15	1	None	P,S,T,M,VP SC	24+	90+ Days		
144075	Sirsa Gourav	12/30/2020	Active	14	2	3	-1	-6.67%	15	4	3			P,S,M,VP,SC	2	90+ Days		
Exc Award (06/30/2023)																		
117984	SIRSA GRACE	10/10/2012	Active(1)	12	1	0	1	9.09%	16		3			M,VP,SC	4	90+ Days	\$70.90	
106515	SIRSA GREEN	08/31/2009	Active	19	0	0	0	0.00%	19		32		None	P,S,T,M,VP SC	20	90+ Days		
Exc Award (06/30/2023)																		
118043	SIRSA JAGRITI	10/17/2012	Active(1)	7	0	0	0	0.00%	7		16		3	P,S,T,M,VP SC	24+	90+ Days		
151088	Sirsa Jot	06/14/2022	Active(1)	5	0	0	0	0.00%	11		10	1	None	P,S,T,M,VP SC	24+	90+ Days		
Exc Award (06/30/2023)																		
145114	Sirsa Lokshit	02/22/2021	Active	7	0	7	-7	-50.00%	14	4	3		2	S,T,M,VP,SC	23	90+ Days		
124103	Sirsa Rapid	02/03/2015	Active	34	4	0	4	13.33%	46		3			P,S,T,M,VP SC	4			
Exc Award (06/30/2017, 06/30/2021, 06/30/2025)																		
145531	Sirsa Star World	03/24/2021	Active(1)	5	4	0	4	400.00%	3		3		5	S,T,M,VP,SC	24+			
77706	SIRSA SUPREME	10/06/2003	Active	10	0	0	0	0.00%	15		9			N P,M,SC	4			
143816	Sirsa Uday	12/09/2020	Active	13	0	0	0	0.00%	13		21			M,VP,SC	24+	90+ Days		
143798	Sirsa Umang	12/07/2020	Active(1)	15	3	1	2	15.38%	17	3	0			P,T,M,VP,SC	2			
Exc Award (06/30/2023)																		
124102	Sirsa Unique	02/03/2015	Active	16	0	0	0	0.00%	16		27			M,VP,SC	23	90+ Days		
Exc Award (06/30/2023)																		
144369	Tohana	12/30/2020	Active	9	0	2	-2	-18.18%	13	2	0		5	M,VP,SC	0	90+ Days		
Exc Award (06/30/2023)																		
143876	Uchana	12/23/2020	Active(2)	19	0	0	0	0.00%	30		9	1	None	P,S,T,M,VP SC	9	90+ Days		
Exc Award (06/30/2023)																		
58950	UKLANA MANDI	12/26/1996	Active(1)	14	8	24	-16	-53.33%	30	12	1			M,VP,SC	2	90+ Days		
Exc Award (06/30/2021)																		



Club Health Assessment for District 321A3 through March 2025

			Status	Membership							Reports					Finance	LCIF
Club Number	Club Name	Charter Date		Current Member Count	YTD Members Added	YTD Members Dropped	YTD Net Growth	YTD Net Growth%	Member Count 12 Months Ago	Avg. length of service members	Months Since Last MMR ***	Yrs. Since Last Officer Report	President Rotation	Vice President Reported ****	Months Since Last Activity Report ***	Account Balance	Donations for current Fiscal Year
			Number of times on status quo within last two years	If below 15 members appears				If net loss is greater than 20% appears			If no report in 3 months appears in	When more than one year appears in	Number of repeat terms	Notes the officers that do not have an active	If no report at 12 months appears in red		

Clubs Cancelled Previous Fiscal Year – Clubs Cancelled within last 12 months may be reinstated

Club Number	Club Name	Charter Date	Current Status*	Cancellation Date
144443	Bahadurgarh Smart City	12/31/2020	Cancelled(8*)	12/29/2023
146768	Bhattu	06/18/2021	Cancelled(8*)	12/29/2023
139329	Bhiwani Active	09/30/2019	Cancelled(8*)	12/29/2023
97657	NEW DELHI GOLDEN	08/30/2006	Cancelled(8*)	01/29/2024
137169	New Delhi Heritage	01/08/2019	Cancelled(8*)	10/29/2023
129302	Rania Genius	10/27/2016	Cancelled(8*)	01/29/2024
122334	Sirsa Harmony	05/29/2014	Cancelled(8*)	12/29/2023

Current Total Clubs Count	YTD New Clubs Count	YTD Cancelled Clubs Count	YTD Net Club Gain	Current Total Members Count	YTD Add	YTD Drop	YTD Net Growth	YTD Net Growth %	Member Count 12 Months Ago	Average Member Count Per Club	% of Clubs with less than 20 members	% No MMR in 3 Months	% No Officer Report in 12 Months	% of Clubs with balance 90+ days	Number of Clubs in Status Quo	% Status Quo Clubs in Financial Suspension	Number of Cancelled Clubs	Average Cancelled Club Age	Members Lost Due to Cancellation	% of Clubs Cancelled for Non-Financial Reasons
123	4	5	-1	2,209	258	254	4	0.18%	2,515	18	71%	78%	3%	54%	0	0%	5	15	58	-140%

* - P - Priority Club. Cancellation Reasons: 1-Objectives/conduct, 2-Non-active club, 5-Non-existing club, 6-Disbanding, 7-Merger, 8-Financial Suspension, 9-District/Multiple District Dues.

** - Abbreviation: P-President, S-Secretary, T-Treasurer, M-Member Chairperson, VP-First Vice President, MC-Communications Chairperson, SC-Service Chairperson

*** - Abbreviation: N/R - Never reported using the Lions Clubs website, N/A - Not applicable, No password registered for the Lions Clubs website.

**** - Abbreviation: N - New, IP - Immediate Past, R - Repeat.



Club Health Assessment for District 321B1 through March 2025

			Status	Membership							Reports					Finance		LCIF
Club Number	Club Name	Charter Date		Current Member Count	YTD Members Added	YTD Members Dropped	YTD Net Growth	YTD Net Growth%	Member Count 12 Months Ago	Avg. length of service for dropped members	Months Since Last MMR ***	Yrs. Since Last Officer Report	President Rotation	Vice President Reported ****	Months Since Last Activity Report ***	Account Balance	Donations for current Fiscal Year	
			Number of times on status quo within last two years	If below 15 members appears				If net loss is greater than 20% appears			If no report in 3 months appears in	When more than one year appears in	Number of repeat terms	Notes the officers that do not have an active	If no report at 12 months red			
Clubs less than two years old																		
181425	Balrampur Gold	03/31/2025	Newly Chartered	27	27	0	27	100.00%	0		0			M,VP,SC	N/R			
179767	Haldwani Elite	12/30/2024	Active	20	20	0	20	100.00%	0		0			N	N/R			
154275	Lucknow Akanksha Gold	04/25/2023	Active	17	0	4	-4	-19.05%	20	1	4			N	S,M,VP,SC	0	\$100.03	
155401	Lucknow Anubhav	07/21/2023	Active	11	2	8	-6	-35.29%	19	1	2			R	S,M,SC	1		
171984	Lucknow Bajrangi	06/10/2024	Active	13	1	8	-7	-35.00%	0	1	3		2	N	M,VP,SC	2		
177933	Lucknow Eagle	08/28/2024	Active	20	20	0	20	100.00%	0		7				M,VP,SC	N/R	90+ Days	
154182	Lucknow Ethics	06/21/2023	Cancelled(8*)	0	0	5	-5	-100.00%	20	2	3	1	None	P,S,T,M,VP SC	N/R	90+ Days		
178598	Lucknow Guru	09/17/2024	Active	20	20	0	20	100.00%	0		6				M,VP,SC	N/A	90+ Days	
172267	Lucknow Masters	06/24/2024	Active(1)	62	0	0	0	0.00%	0		9		2		M,VP,SC	N/R	\$2,012.58	
177235	Lucknow Narayani	08/06/2024	Active	20	20	0	20	100.00%	0		7				M,VP,SC	3		
174361	Lucknow Nayi Awaaz	07/23/2024	Active	20	20	0	20	100.00%	0		8				M,VP,SC	N/R	\$1,006.29	
173239	Lucknow Nirvana	07/25/2024	Active	22	22	0	22	100.00%	0		2				M,VP	0	90+ Days	
171655	Lucknow Prakash	05/28/2024	Active	27	11	1	10	58.82%	0	0	1		2		VP,SC	0	\$1,006.29	
177494	Lucknow Samarpan	08/19/2024	Active	23	23	0	23	100.00%	0		3				M,VP,SC	2		
178684	Lucknow Shalimar Gold	09/23/2024	Active	20	20	0	20	100.00%	0		6				M,VP,SC	N/R	90+ Days	
178596	Lucknow Shalimar Shining Stars	09/17/2024	Active	21	21	0	21	100.00%	0		6				M,VP,SC	N/R	90+ Days	
178158	Lucknow Suryodaya	08/29/2024	Active	20	20	0	20	100.00%	0		7				M,VP,SC	N/R	90+ Days	
177687	Lucknow Udyami	08/19/2024	Active	20	20	0	20	100.00%	0		7			N	P,M,SC	N/R		
179466	Lucknow Vishal	11/07/2024	Active	21	21	0	21	100.00%	0		1				T,M,VP,SC	0		
157748	Rudrapur Main	04/18/2024	Active	20	0	0	0	0.00%	0		11		None		P,S,T,M,VP SC	10	90+ Days	
Clubs more than two years old																		
132468	Bahraich Aasha	08/22/2017	Active	38	3	5	-2	-5.00%	40	3	2			N	VP,SC	0		
	Exc Award (06/30/2024)																	
139791	Bahraich Abhinav	09/23/2019	Active	28	2	11	-9	-24.32%	37	4	3				M,VP,SC	6		



Club Health Assessment for District 321B1 through March 2025

			Status	Membership							Reports					Finance		LCIF
Club Number	Club Name	Charter Date		Current Member Count	YTD Members Added	YTD Members Dropped	YTD Net Growth	YTD Net Growth%	Member Count 12 Months Ago	Avg. length of service for dropped members	Months Since Last MMR ***	Yrs. Since Last Officer Report	President Rotation	Vice President Reported ****	Months Since Last Activity Report ***	Account Balance	Donations for current Fiscal Year	
			Number of times on status quo within last two years	If below 15 members appears				If net loss is greater than 20% appears			If no report in 3 months appears in	When more than one year appears in	Number of repeat terms	Notes the officers that do not have an active	If no report at 12 months appears in red			
84381	BAHRAICH CITY	11/04/2004	Active	30	2	0	2	7.14%	28		8			T,M,VP,SC	0	90+ Days		
41404	BALRAMPUR	05/18/1982	Active	38	2	0	2	5.56%	47		3			R M,SC	1		\$1,006.29	
Exc Award (06/30/2016)																		
78775	BAN BASSA	04/12/2004	Active(2)	12	0	0	0	0.00%	12		8			M,VP,SC	24+			
118183	BARABANKI PARIJAAT	10/29/2012	Active	18	0	2	-2	-10.00%	20	10	5			M,VP,SC	24+	90+ Days		
104224	GOLA GOKARANNATH	12/29/2008	Active	32	0	0	0	0.00%	32		8		N	T,M,VP	4		\$1,000.30	
39927	GONDA OUDH	05/08/1981	Active	88	6	5	1	1.15%	98	4	1		N		1			
Exc Award (06/30/2020, 06/30/2022, 06/30/2023)																		
139566	Gonda Seva	08/16/2019	Active	57	4	14	-10	-14.93%	64	5	3		2	N T	1			
35855	HALDWANI	06/13/1978	Active	2	0	0	0	0.00%	2		8			P,M,VP,SC	24+			
110132	JASPUR GREATER	01/17/2011	Active(1)	20	20	27	-7	-25.93%	27	10	0		N	VP	24+			
104016	KASHIPUR SEVARTH	11/25/2008	Active	11	0	0	0	0.00%	12		9		2	R P,SC	8			
104072	KASHIPUR CITY	12/03/2008	Active	13	0	11	-11	-45.83%	23	6	3			S,M,VP,SC	2	90+ Days		
123106	Kashipur Diamond	09/11/2014	Active(1)	16	1	13	-12	-42.86%	28	8	3		2	M,VP,SC	24+			
50184	KASHIPUR GREATER	02/09/1990	Active	46	0	0	0	0.00%	47		8			M,VP,SC	0			
Exc Award (06/30/2020, 06/30/2023)																		
33387	KHATEMA	02/23/1977	Active	55	0	4	-4	-6.78%	60	21	4		N	VP	0			
151650	Khatima City	07/11/2022	Active	22	0	4	-4	-15.38%	28	2	3		N	T,M,VP,SC	1			
153366	Khatima Sewa	12/30/2022	Active	22	0	2	-2	-8.33%	36	2	3		N		5	90+ Days		
Exc Award (06/30/2023)																		
44483	LAKHIMPUR KHERI UPKAR	12/27/1984	Active	56	6	3	3	5.66%	53	8	0		N		0			
130853	Lakhimpur Vikas	06/07/2017	Active(2)	15	15	15	0	0.00%	15	6	1		N	VP,SC	18			
26008	LUCKNOW	01/18/1959	Active	35	0	0	0	0.00%	33		9		N	P,T,VP,SC	8	90+ Days		
147196	Lucknow Anand	07/04/2021	Cancelled(8*)	0	0	20	-20	-100.00%	20	3	34	2	None	P,S,T,M,VP SC	24+	90+ Days		
135533	Lucknow Astitva	07/06/2018	Active	42	4	5	-1	-2.33%	54	4	3		N		0			
Exc Award (06/30/2023)																		



Club Health Assessment for District 321B1 through March 2025

			Status	Membership							Reports					Finance		LCIF
Club Number	Club Name	Charter Date		Current Member Count	YTD Members Added	YTD Members Dropped	YTD Net Growth	YTD Net Growth%	Member Count 12 Months Ago	Avg. length of service for dropped members	Months Since Last MMR ***	Yrs. Since Last Officer Report	President Rotation	Vice President Reported ****	Months Since Last Activity Report ***	Account Balance	Donations for current Fiscal Year	
			Number of times on status quo within last two years	If below 15 members appears				If net loss is greater than 20% appears			If no report in 3 months appears in	When more than one year appears in	Number of repeat terms		Notes the officers that do not have an active	If no report at 12 months appears in red		
124758	Lucknow Aagaaz	04/29/2015	Active(1)	16	0	0	0	0.00%	16		16	2	None	P,S,T,M,VP SC	24+			
145655	Lucknow Abhijaat	03/22/2021	Cancelled(8*)	0	0	15	-15	-100.00%	17	3	8		5	S,T,M,VP,SC	12	90+ Days		
84033	LUCKNOW ABHILASHA	08/17/2004	Active	19	0	6	-6	-24.00%	27	16	0		2	M,VP,SC	2		\$2,024.56	
Exc Award (06/30/2016)																		
138869	Lucknow Abhinandan	07/18/2019	Active	27	3	0	3	12.50%	33		1			IP T,M,VP	24+		\$1,006.29	
146975	Lucknow Agrasar	07/03/2021	Cancelled(8*)	0	0	20	-20	-100.00%	20	3	45	2	None	P,S,T,M,VP SC	24+	90+ Days		
138843	Lucknow Akanksha	07/18/2019	Active	19	3	3	0	0.00%	38	3	1			R	1		\$1,006.29	
Exc Award (06/30/2020, 06/30/2022)																		
136381	Lucknow Aman	09/14/2018	Active(1)	16	2	2	0	0.00%	16	2	0			R S,M,SC	0			
146976	Lucknow Amulya	07/03/2021	Cancelled(8*)	0	0	20	-20	-100.00%	20	3	45	2	None	P,S,T,M,VP SC	24+	90+ Days		
109436	LUCKNOW ANIND PRAKASH	09/30/2010	Active	26	3	0	3	13.04%	27		1			N M	2			
138780	Lucknow Arpan	07/18/2019	Active	16	0	0	0	0.00%	18		7			N SC	0			
51151	LUCKNOW ASHIRVAD	12/19/1990	Active(1)	23	4	0	4	21.05%	18		6			R	24+			
Exc Award (06/30/2016)																		
111690	LUCKNOW ASHISH	07/22/2011	Active	24	2	0	2	9.09%	31		1		2	N T	1			
146977	Lucknow Ashwasan	07/03/2021	Cancelled(8*)	0	0	20	-20	-100.00%	20	3	44	2	None	P,S,T,M,VP SC	24+	90+ Days		
78242	LUCKNOW ASTHA	02/13/2004	Active	22	3	0	3	15.79%	21		3			VP	2			
152985	Lucknow Blood Buddies	12/01/2022	Active	18	0	0	0	0.00%	17		7			N	8			
Exc Award (06/30/2023)																		
25971	LUCKNOW CANTONEMENT	08/22/1966	Active	47	12	1	11	30.56%	37	13	2			N P,VP,SC	8		\$3,018.87	
128207	Lucknow Cantonment Gold	07/18/2016	Active	113	0	0	0	0.00%	116		0			N M,VP	14			
Exc Award (06/30/2018, 06/30/2024)																		
130202	Lucknow Century	03/29/2017	Active	26	6	10	-4	-13.33%	31	5	1			N VP,SC	0	90+ Days	\$1,006.29	
Exc Award (06/30/2022, 06/30/2023)																		
139769	Lucknow Ek Parivaar	09/23/2019	Active	27	0	0	0	0.00%	34		5			M,VP,SC	13	90+ Days		
Exc Award (06/30/2021, 06/30/2023)																		
139768	Lucknow Eklavya	09/10/2019	Active	20	8	3	5	33.33%	15	2	0			R VP	0			



Club Health Assessment for District 321B1 through March 2025

			Status	Membership							Reports					Finance		LCIF
Club Number	Club Name	Charter Date		Current Member Count	YTD Members Added	YTD Members Dropped	YTD Net Growth	YTD Net Growth%	Member Count 12 Months Ago	Avg. length of service for dropped members	Months Since Last MMR ***	Yrs. Since Last Officer Report	President Rotation	Vice President Reported ****	Months Since Last Activity Report ***	Account Balance	Donations for current Fiscal Year	
			Number of times on status quo within last two years	If below 15 members appears				If net loss is greater than 20% appears			If no report in 3 months appears in	When more than one year appears in	Number of repeat terms	Notes the officers that do not have an active	If no report at 12 months appears in red			
Exc Award (06/30/2023)																		
151932	Lucknow Gayatri	08/23/2022	Cancelled(8*)	0	0	100	-100	-100.00%	9	6	3		None	P,S,T,M,VP SC	24+	90+ Days		
36260	LUCKNOW GOMTI	11/14/1978	Active	20	0	0	0	0.00%	23		9			N	M	2	\$1,018.27	
29432	LUCKNOW GREATER	05/28/1974	Active	20	5	0	5	33.33%	9		1		2	M,VP,SC	6			
63654	LUCKNOW INTELLIGENTSIA	10/30/2000	Active(1)	25	4	0	4	19.05%	29		3			N	VP	1	\$1,916.74	
Exc Award (06/30/2016, 06/30/2017, 06/30/20)																		
135921	Lucknow Kapoorthala	07/09/2018	Active	14	1	0	1	7.69%	16		5			VP	1			
Exc Award (06/30/2023)																		
146978	Lucknow Mahak	07/03/2021	Cancelled(8*)	0	0	20	-20	-100.00%	20	3	45	2	None	P,S,T,M,VP SC	24+	90+ Days		
121556	Lucknow Mahanagar	03/12/2014	Active	22	4	0	4	22.22%	20		5			N		0		
64932	LUCKNOW MAITRI	01/15/2002	Active(1)	15	0	6	-6	-28.57%	21	9	2			M,VP,SC	20	90+ Days		
38749	LUCKNOW METROPOLITAN	06/19/1980	Active(1)	29	0	0	0	0.00%	34		9			R	P,VP	2		
36261	LUCKNOW OUDH	11/14/1978	Active	103	30	0	30	41.10%	88		0			VP	0		\$5,030.85	
Exc Award (06/30/2023)																		
102972	LUCKNOW PARADISE	06/30/2008	Active(1)	36	8	0	8	28.57%	27		1		2	R	M,VP,SC	14	\$1,006.29	
76035	LUCKNOW PRATISHTHA	06/30/2003	Active	44	6	10	-4	-8.33%	46	16	3			N		0	\$3,018.87	
Exc Award (06/30/2017, 06/30/2023, 06/30/20)																		
109140	LUCKNOW PREMIER	09/01/2010	Active	18	2	4	-2	-10.00%	26	7	2			N	SC	1	\$1,006.29	
Exc Award (06/30/2021, 06/30/2022, 06/30/20)																		
45465	LUCKNOW RAJDHANI	10/08/1985	Active(1)	12	4	8	-4	-25.00%	16	8	0			N		2	90+ Days	
Exc Award (06/30/2016)																		
106985	LUCKNOW RAJDHANI ANIND	12/11/2009	Cancelled(8*)	0	5	95	-90	-100.00%	59	8	3		None	P,S,T,M,VP SC	21	90+ Days		
76036	LUCKNOW RAJSHREE	06/30/2003	Cancelled(8*)	0	0	6	-6	-100.00%	6	17	12		None	P,S,T,M,VP SC	24+	90+ Days		
147315	Lucknow Royal	07/06/2021	Cancelled(8*)	0	0	20	-20	-100.00%	20	3	44	2	None	P,S,T,M,VP SC	24+	90+ Days		
48500	LUCKNOW SEVA	04/29/1988	Active	37	0	1	-1	-2.63%	38	36	7			R	M,VP,SC	19	90+ Days	\$754.71
152127	Lucknow Shalimar Platinum	08/30/2022	Active	76	0	0	0	0.00%	76		6		2	M,VP,SC	N/A			



Club Health Assessment for District 321B1 through March 2025

			Status	Membership							Reports					Finance		LCIF
Club Number	Club Name	Charter Date		Current Member Count	YTD Members Added	YTD Members Dropped	YTD Net Growth	YTD Net Growth%	Member Count 12 Months Ago	Avg. length of service for dropped members	Months Since Last MMR ***	Yrs. Since Last Officer Report	President Rotation	Vice President Reported ****	Months Since Last Activity Report ***	Account Balance	Donations for current Fiscal Year	
			Number of times on status quo within last two years	If below 15 members appears					If net loss is greater than 20% appears			If no report in 3 months appears in	When more than one year appears in	Number of repeat terms	Notes the officers that do not have an active	If no report at 12 months appears in red		
106999	LUCKNOW SHAN E AVADH GOLD	12/08/2009	Active(1)	10	1	0	1	11.11%	12		8		2		VP,SC	24+	90+ Days	
118101	LUCKNOW SHAN-E-AVADH DIAMOND	10/23/2012	Active	35	8	1	7	25.00%	28	3	2			N	P,T	2		\$1,006.29
128606	Lucknow Shatabdi	08/29/2016	Active	17	3	1	2	13.33%	17	8	1				VP,SC	0		
146979	Lucknow Shikhar	07/03/2021	Cancelled(8*)	0	0	20	-20	-100.00%	20	3	45	2	None		P,S,T,M,VP SC	24+	90+ Days	
99135	LUCKNOW SHIVALIK	04/17/2007	Cancelled(8*)	0	0	7	-7	-100.00%	4	5	8		None		P,S,T,M,VP SC	10	90+ Days	
Exc Award (06/30/2020)																		
55982	LUCKNOW SURABHI	07/18/1994	Active	28	0	1	-1	-3.45%	48	1	3			N	P,T	2		\$1,006.29
Exc Award (06/30/2017, 06/30/2019, 06/30/2020)																		
151212	Lucknow Swabhimani	06/14/2022	Active	25	3	0	3	13.64%	26		1			R	S,T,VP,SC	2		
107747	LUCKNOW TAHZEEB	03/08/2010	Active	7	0	0	0	0.00%	18		9				T,M,VP,SC	3		
146980	Lucknow Umang	07/03/2021	Cancelled(8*)	0	0	20	-20	-100.00%	20	3	45	2	None		P,S,T,M,VP SC	24+	90+ Days	
136204	Lucknow Upkaar	08/13/2018	Active	22	8	1	7	46.67%	19	0	0			N	M,VP,SC	0		
125565	Lucknow Varisha	08/10/2015	Active	13	2	0	2	18.18%	11		3				T,VP	0	90+ Days	
Exc Award (06/30/2017, 06/30/2022)																		
56008	LUCKNOW VASUNDHRA	07/25/1994	Active(1)	15	0	0	0	0.00%	15		11		2	N	P,M	17		
135497	Lucknow Virat	07/06/2018	Active	5	1	6	-5	-50.00%	10	6	0				VP,SC	18	90+ Days	
100134	LUCKNOW VISHWAS	08/30/2007	Active	44	22	11	11	33.33%	56	10	0				M,VP,SC	1		\$2,012.58
Exc Award (06/30/2022)																		
152420	Lucknow Youth	08/29/2022	Cancelled(8*)	0	0	25	-25	-100.00%	25	2	3	2	None		P,S,T,M,VP SC	N/A	90+ Days	
144619	Powayan Gold	01/04/2021	Cancelled(8*)	0	0	5	-5	-100.00%	5	4	11	1	None		P,S,T,M,VP SC	14	90+ Days	
42016	RUDAULI	11/16/1982	Active	6	0	0	0	0.00%	6		24	2	None		P,S,T,M,VP SC	24+		
46556	SHAHJAHANPUR CENTRAL	09/08/1986	Active	26	10	1	9	52.94%	30	5	1			R	VP,SC	2		
Exc Award (06/30/2016)																		
124878	Shahjahanpur Pearl	05/26/2015	Active	85	7	0	7	8.97%	84		1				M,VP,SC	0		
100490	SHAHJAHANPUR SAHELI	11/02/2007	Active	38	10	9	1	2.70%	37	6	1			N	T,VP	0		
124358	Shahjahanpur Shakti	03/10/2015	Active(2)	16	0	11	-11	-40.74%	26	10	3				P,S,M,VP,SC	10		



Club Health Assessment for District 321B1 through March 2025

			Status	Membership							Reports					Finance		LCIF
Club Number	Club Name	Charter Date		Current Member Count	YTD Members Added	YTD Members Dropped	YTD Net Growth	YTD Net Growth%	Member Count 12 Months Ago	Avg. length of service for dropped members	Months Since Last MMR ***	Yrs. Since Last Officer Report	President Rotation	Vice President Reported ****	Months Since Last Activity Report ***	Account Balance	Donations for current Fiscal Year	
			Number of times on status quo within last two years	If below 15 members appears				If net loss is greater than 20% appears			If no report in 3 months appears in	When more than one year appears in	Number of repeat terms	Notes the officers that do not have an active	If no report at 12 months appears in red			
144620	Shahjahanpur Shakti Gold	01/04/2021	Cancelled(8*)	0	0	5	-5	-100.00%	5	4	11		None	P,S,T,M,VP SC	10	90+ Days		
141020	Shahjahanpur Shakti Silver	02/20/2020	Active(1)	5	0	0	0	0.00%	5		2		2	S,T,M,VP,SC	14	90+ Days		
124892	Shahjahanpur Sugandh	05/26/2015	Cancelled(6*)	0	0	0	0	0.00%	3		1	1	None	P,S,T,M,VP SC	24+	90+ Days		
46344	SHAHJAHANPUR VISHAL	06/05/1986	Active(1)	16	0	10	-10	-38.46%	26	8	3			S,T,M,VP,SC	11			
144621	Shahjahanpur Vishal Aabhar	01/03/2021	Active(1)	6	0	0	0	0.00%	6		11		5	M,VP,SC	14	90+ Days		
144597	Shahjahanpur Vishal Diamond	12/28/2020	Active(1)	6	0	0	0	0.00%	6		10		2	T,M,VP,SC	10	90+ Days		
144314	Shahjahanpur Vishal Gold	12/24/2020	Cancelled(8*)	0	0	5	-5	-100.00%	5	4	11	1	None	P,S,T,M,VP SC	14	90+ Days		
144595	Shahjahanpur Vishal Gurumantra	01/04/2021	Cancelled(8*)	0	0	5	-5	-100.00%	5	4	11		None	P,S,T,M,VP SC	10	90+ Days		
144198	Shahjahanpur Vishal Mehak	12/21/2020	Active(1)	7	0	0	0	0.00%	7		11		3	P,S,T,M,VP SC	14	90+ Days		
144216	Shahjahanpur Vishal Yashika	12/21/2020	Active(1)	5	0	0	0	0.00%	5		3		3	T,M,VP,SC	14	90+ Days		
141052	Shahjahanpur Vishal Youth	02/20/2020	Active(1)	6	0	0	0	0.00%	15		8		2	S,T,M,VP,SC	10	90+ Days		
26018	SITAPUR	11/10/1966	Active	8	0	0	0	0.00%	15		9		9	N M,VP,SC	24+	90+ Days		
60146	TANAKPUR	12/02/1997	Active	18	0	0	0	0.00%	18		22			P,M,VP,SC	24+	90+ Days		


Clubs Cancelled Previous Fiscal Year – Clubs Cancelled within last 12 months may be reinstated

Club Number	Club Name	Charter Date	Current Status*	Cancellation Date
154065	Lucknow Ajit	03/31/2023	Cancelled(8*)	12/29/2023
64509	LUCKNOW EAST GOMTI	06/25/2001	Cancelled(8*)	12/29/2023
131326	Lucknow Kartavya	06/17/2017	Cancelled(8*)	06/29/2024
141019	Shahjahanpur Vishal Silver	02/20/2020	Cancelled(8*)	01/29/2024
56468	SITAPUR CITY	01/25/1995	Cancelled(8*)	12/29/2023

Current Total Clubs Count	YTD New Clubs Count	YTD Cancelled Clubs Count	YTD Net Club Gain	Current Total Members Count	YTD Add	YTD Drop	YTD Net Growth	YTD Net Growth %	Member Count 12 Months Ago	Average Member Count Per Club	% of Clubs with less than 20 members	% No MMR in 3 Months	% No Officer Report in 12 Months	% of Clubs with balance 90+ days	Number of Clubs in Status Quo	% Status Quo Clubs in Financial Suspension	Number of Cancelled Clubs	Average Cancelled Club Age	Members Lost Due to Cancellation	% of Clubs Cancelled for Non-Financial Reasons
96	13	20	-7	2,519	543	681	-138	-5.19%	2,668	26	39%	61%	2%	29%	0	0%	20	9	433	-20%



Club Health Assessment for District 321B1 through March 2025

		Status	Membership							Reports					Finance	LCIF	
Club Number	Club Name	Charter Date		Current Member Count	YTD Members Added	YTD Members Dropped	YTD Net Growth	YTD Net Growth%	Member Count 12 Months Ago	Avg. length of service for dropped members	Months Since Last MMR ***	Yrs. Since Last Officer Report	President Rotation	Vice President Reported ****	Months Since Last Activity Report ***	Account Balance	Donations for current Fiscal Year
			Number of times on status quo within last two years	If below 15 members appears				If net loss is greater than 20% appears			If no report in 3 months appears in	When more than one year appears in	Number of repeat terms	Notes the officers that do not have an active	If no report at 12 months appears in red		



Club Health Assessment for District 321B2 through March 2025

			Status	Membership							Reports					Finance		LCIF
Club Number	Club Name	Charter Date		Current Member Count	YTD Members Added	YTD Members Dropped	YTD Net Growth	YTD Net Growth%	Member Count 12 Months Ago	Avg. length of service for dropped members	Months Since Last MMR ***	Yrs. Since Last Officer Report	President Rotation	Vice President Reported ****	Months Since Last Activity Report ***	Account Balance	Donations for current Fiscal Year	
			Number of times on status quo within last two years	If below 15 members appears				If net loss is greater than 20% appears			If no report in 3 months appears in	When more than one year appears in	Number of repeat terms	Notes the officers that do not have an active	If no report at 12 months red			
Clubs less than two years old																		
156964	Fatehpur	12/29/2023	Cancelled(8*)	0	0	38	-38	-100.00%	51	1	8		None	P,S,T,M,VP SC	N/A	90+ Days		
155108	Jhansi Ashutosh	07/11/2023	Cancelled(8*)	0	0	22	-22	-100.00%	30	3	0		None	P,S,T,M,VP SC	19	90+ Days		
180199	Jhansi Diamond	12/31/2024	Newly Chartered	24	24	0	24	100.00%	0		0			N	T,M,VP,SC	1		
154865	Jhansi Samrat	06/21/2023	Active	5	0	0	0	0.00%	5		3				P,T,M,VP,SC	2		
171305	Kannauj Sugandh	05/08/2024	Active	5	0	0	0	0.00%	0		9		None	P,S,T,M,VP SC	N/R	90+ Days		
171303	Kanpur Gyan Ganga	05/08/2024	Cancelled(8*)	0	0	20	-20	-100.00%	0	1	6		None	P,S,T,M,VP SC	N/R	90+ Days		
180281	Kanpur Maruti	01/21/2025	Newly Chartered	20	20	0	20	100.00%	0		2				M,VP,SC	N/R		
172298	Lalitpur Bundelkhand	06/22/2024	Active	25	6	1	5	25.00%	0	0	3		2		T,VP,SC	8	90+ Days	
171346	Lalitpur Garima	05/02/2024	Active(1)	5	0	0	0	0.00%	0		8				M,VP,SC	N/R	90+ Days	
153987	Raebareli	04/18/2023	Active(1)	20	0	0	0	0.00%	20		13	1	None	P,S,T,M,VP SC	N/A	90+ Days		
154587	Rath Samrat	06/07/2023	Active	25	0	3	-3	-10.71%	27	1	3			R	S,M,VP	2		
Clubs more than two years old																		
62106	FARRUKHABAD CITY	06/16/1999	Active	41	4	0	4	10.81%	79		3			N	VP	7	90+ Days	
	Exc Award (06/30/2017)																	
151046	Hardoi Uday	06/14/2022	Active(1)	11	0	0	0	0.00%	22		7				T,M,VP,SC	5		
30627	HARDOI VISHAL	04/16/1975	Active	28	3	0	3	12.00%	27		3			N	SC	0	90+ Days	
25988	JHANSI	09/08/1964	Active	45	17	3	14	45.16%	35	5	0			N	M,SC	2		
	Exc Award (06/30/2017)																	
148034	Jhansi Bundelkhand	10/01/2021	Cancelled(8*)	0	0	16	-16	-100.00%	16	3	3		None	P,S,T,M,VP SC	20	90+ Days		
130869	Jhansi Centennial	05/22/2017	Active(2)	45	0	0	0	0.00%	66		3			N	S,T,M,VP,SC	15	90+ Days	
134158	Jhansi Century	05/02/2018	Active	15	0	0	0	0.00%	15		10				S,M,VP,SC	N/R	90+ Days	
38830	JHANSI CITY	07/21/1980	Active(1)	15	0	0	0	0.00%	36		9				M,VP,SC	24+	90+ Days	
150946	Jhansi Deepshika	05/25/2022	Active(1)	16	1	1	0	0.00%	16	17	3				T,M,VP,SC	0	90+ Days	
126063	Jhansi Grand	11/19/2015	Active	36	0	0	0	0.00%	36		17		10	R		6		



Club Health Assessment for District 321B2 through March 2025

			Status	Membership							Reports				Finance		LCIF	
Club Number	Club Name	Charter Date		Current Member Count	YTD Members Added	YTD Members Dropped	YTD Net Growth	YTD Net Growth%	Member Count 12 Months Ago	Avg. length of service for dropped members	Months Since Last MMR ***	Yrs. Since Last Officer Report	President Rotation	Vice President Reported ****	Months Since Last Activity Report ***	Account Balance	Donations for current Fiscal Year	
			Number of times on status quo within last two years	If below 15 members appears				If net loss is greater than 20% appears			If no report in 3 months appears in	When more than one year appears in	Number of repeat terms	Notes the officers that do not have an active	If no report at 12 months red			
134159	Jhansi Greater	04/23/2018	Active(1)	5	0	0	0	0.00%	16		9	1	None	P,S,T,M,VP SC	N/R			
149425	Jhansi Kings	12/28/2021	Cancelled(8*)	0	0	10	-10	-100.00%	0	3	0		None	P,S,T,M,VP SC	N/R	90+ Days		
138659	Jhansi Mangalik	06/20/2019	Active	20	2	2	0	0.00%	22	5	3			P,S,VP,SC	1		\$101.83	
150308	Jhansi Prem Subash	03/28/2022	Cancelled(8*)	0	0	11	-11	-100.00%	11	3	3		None	P,S,T,M,VP SC	4	90+ Days		
151738	Jhansi Professionals	07/18/2022	Active	28	0	26	-26	-48.15%	61	2	3			M,VP,SC	8	90+ Days		
66522	JHANSI RANI LIONESS	07/16/2002	Active(2)	8	0	7	-7	-46.67%	15	11	4			S,T,M,VP,SC	24+	90+ Days	\$1,006.29	
134186	Jhansi Royal	04/24/2018	Cancelled(8*)	0	0	15	-15	-100.00%	15	7	3	2	None	P,S,T,M,VP SC	N/R	90+ Days		
154019	Jhansi Sahyog	03/27/2023	Cancelled(8*)	0	0	9	-9	-100.00%	20	3	3		None	P,S,T,M,VP SC	N/R	90+ Days		
143090	Jhansi Seva	10/26/2020	Active(1)	8	1	0	1	14.29%	10		8		5	R	T,M,SC	N/R		
60942	JHANSI VEERANGNA	06/24/1998	Active	38	5	0	5	15.15%	32		6			M,VP,SC	7	90+ Days		
151032	Jhansi Vijeta	06/01/2022	Cancelled(8*)	0	1	25	-24	-100.00%	24	3	3		None	P,S,T,M,VP SC	6	90+ Days		
137870	Jhansi Vikas	05/29/2019	Cancelled(8*)	0	1	10	-9	-100.00%	9	4	3		None	P,S,T,M,VP SC	6	90+ Days		
42713	JHANSI VISHAL	05/06/1983	Active(1)	9	0	0	0	0.00%	9		16	3	None	P,S,T,M,VP SC	N/R			
127042	Jhansi Yuvraj	04/04/2016	Active	4	0	1	-1	-20.00%	5	5	2			S,T,M,VP,SC	2			
Exc Award (06/30/2017)																		
34137	KAIMGANJ	06/20/1977	Active	59	6	0	6	11.32%	60		7		2	N	P,T,VP,SC	0	\$1,012.28	
124114	Kalpi Dham	02/04/2015	Active	10	0	0	0	0.00%	10		10		2		T,M,VP,SC	8		
25989	KANNAUJ	12/31/1969	Active(1)	43	1	2	-1	-2.27%	51	1	3			M,VP,SC	0	90+ Days		
25993	KANPUR	06/30/1957	Active(2)	14	0	3	-3	-17.65%	17	8	2			P,T,M,VP,SC	24+	90+ Days		
Exc Award (06/30/2017)																		
105589	KANPUR ADARSH MAIN	05/27/2009	Active	10	0	0	0	0.00%	10		10				S,T,M,VP,SC	5	90+ Days	
125815	Kanpur Aastha	09/18/2015	Active(1)	34	4	5	-1	-2.86%	47	2	2		2		P,M,VP,SC	2	90+ Days	\$100.00
Exc Award (06/30/2022)																		
150175	Kanpur Abhilasha	03/17/2022	Active	12	0	0	0	0.00%	14		10		3		M,VP,SC	N/R	90+ Days	
103726	KANPUR ALANKRIT	02/02/2009	Active(1)	21	0	3	-3	-12.50%	27	5	3		2		S,T,M,VP,SC	14	90+ Days	
132741	Kanpur Central	10/09/2017	Active	31	1	2	-1	-3.13%	63	22	0			N	S,VP,SC	5	90+ Days	



Club Health Assessment for District 321B2 through March 2025

			Status	Membership							Reports					Finance		LCIF
Club Number	Club Name	Charter Date		Current Member Count	YTD Members Added	YTD Members Dropped	YTD Net Growth	YTD Net Growth%	Member Count 12 Months Ago	Avg. length of service for dropped members	Months Since Last MMR ***	Yrs. Since Last Officer Report	President Rotation	Vice President Reported ****	Months Since Last Activity Report ***	Account Balance	Donations for current Fiscal Year	
			Number of times on status quo within last two years	If below 15 members appears				If net loss is greater than 20% appears			If no report in 3 months appears in	When more than one year appears in	Number of repeat terms	Notes the officers that do not have appears in an active	If no report at 12 months red			
126532	Kanpur City	06/08/2016	Cancelled(8*)	0	0	13	-13	-100.00%	10	5	2	1	None	P,S,T,M,VP SC	24+	90+ Days		
30748	KANPUR EAST	05/13/1975	Active(1)	36	1	1	0	0.00%	36	7	6			M,VP,SC	24+	90+ Days		
63356	KANPUR EKTA VISHAL	06/26/2000	Active	24	4	2	2	9.09%	28	4	1			M,VP,SC	0		\$479.18	
128795	Kanpur Galaxy	09/22/2016	Active(2)	16	0	0	0	0.00%	16		12	1	None	P,S,T,M,VP SC	24+	90+ Days		
34569	KANPUR GANGES	10/20/1977	Active	108	8	2	6	5.88%	108	9	3			N	0		\$1,653.18	
Exc Award (06/30/2017)																		
143720	Kanpur Greater	12/31/2020	Cancelled(8*)	0	0	30	-30	-100.00%	30	4	9		None	P,S,T,M,VP SC	8	90+ Days		
143721	Kanpur Industrial	12/17/2020	Active	27	0	8	-8	-22.86%	55	3	3			P,M,VP,SC	24	90+ Days		
147866	Kanpur Jewels of East	08/13/2021	Cancelled(8*)	0	0	15	-15	-100.00%	28	11	0		None	P,S,T,M,VP SC	N/A	90+ Days		
45538	KANPUR KRANTI	11/18/1985	Active	16	1	0	1	6.67%	15		2			N	24+	90+ Days		
142842	Kanpur Mangalam	09/07/2020	Cancelled(8*)	0	0	16	-16	-100.00%	20	3	3		None	P,S,T,M,VP SC	20	90+ Days		
148524	Kanpur Royal Anand	10/20/2021	Active(1)	55	0	0	0	0.00%	55		2			S,M,VP,SC	24	90+ Days		
47531	KANPUR SHERIFF	06/23/1987	Cancelled(8*)	0	0	15	-15	-100.00%	15	26	3		None	P,S,T,M,VP SC	N/R	90+ Days		
133554	Kanpur South	02/27/2018	Cancelled(8*)	0	0	19	-19	-100.00%	19	7	3		None	P,S,T,M,VP SC	24+	90+ Days		
142883	Kanpur Sumangalam	09/23/2020	Active	20	1	0	1	5.26%	18		5			N	13			
153986	Kanpur Sunshine	03/28/2023	Cancelled(8*)	0	0	20	-20	-100.00%	20	2	3	1	None	P,S,T,M,VP SC	N/R	90+ Days		
88649	KANPUR UNIQUE	06/15/2005	Active(1)	20	0	6	-6	-23.08%	26	2	3			N	14	90+ Days		
31607	KANPUR VISHAL	01/20/1976	Active	43	9	1	8	22.86%	31	1	3			N	8		\$1,006.29	
105085	LALITPUR NEELKANTH	03/26/2009	Active	5	0	0	0	0.00%	5		10		9	M,VP,SC	N/R			
151213	Lalitpur Amrit	06/20/2022	Active	16	0	7	-7	-30.43%	16	1	4		4	S,T,M,VP,SC	20	90+ Days		
151145	Lalitpur Garv	06/20/2022	Active	21	3	3	0	0.00%	27	6	1			N	7	90+ Days	\$646.90	
111535	LALITPUR GAURAV	06/29/2011	Active(1)	27	1	5	-4	-12.90%	47	6	3			N	24+		\$646.90	
59830	LALITPUR GREATER	06/30/1997	Active	41	0	0	0	0.00%	37		9			N	SC	2	90+ Days	\$1,006.29
146496	Lalitpur Helping Hands	06/23/2021	Active(1)	10	1	0	1	11.11%	12		5		3	T,M,VP,SC	6	90+ Days	\$646.90	
153787	Lalitpur Main	03/27/2023	Active	5	0	0	0	0.00%	15		3		3	N	S,M,VP,SC	7	90+ Days	\$101.83



Club Health Assessment for District 321B2 through March 2025

			Status	Membership							Reports					Finance		LCIF
Club Number	Club Name	Charter Date		Current Member Count	YTD Members Added	YTD Members Dropped	YTD Net Growth	YTD Net Growth%	Member Count 12 Months Ago	Avg. length of service for dropped members	Months Since Last MMR ***	Yrs. Since Last Officer Report	President Rotation	Vice President Reported ****	Months Since Last Activity Report ***	Account Balance	Donations for current Fiscal Year	
			Number of times on status quo within last two years	If below 15 members appears				If net loss is greater than 20% appears			If no report in 3 months appears in	When more than one year appears in	Number of repeat terms	Notes the officers that do not have an active	If no report at 12 months appears in red			
153788	Lalitpur Mangalam	03/27/2023	Active(1)	5	0	0	0	0.00%	5		2			M,VP,SC	N/R	90+ Days	\$646.90	
92335	LALITPUR SEWA	12/16/2005	Active	34	7	0	7	25.93%	31		6			N	S,T,SC	5	\$2,389.93	
126902	Rae Bareli City	03/21/2016	Active(1)	25	0	0	0	0.00%	25		13	1	None	P,S,T,M,VP SC	N/R	90+ Days		
133841	Rae Bareli Gems	03/28/2018	Active(1)	25	0	0	0	0.00%	25		13	1	None	P,S,T,M,VP SC	N/R	90+ Days		
61002	RAE BARELI SEVANJALI	06/30/1998	Active(1)	25	0	0	0	0.00%	25		11	1	None	P,S,T,M,VP SC	24+	90+ Days	\$994.30	
133842	Rae Bareli Sewa	03/28/2018	Active(1)	26	0	0	0	0.00%	26		13	1	None	P,S,T,M,VP SC	N/R	90+ Days		
153985	Raebareli Sunrise	03/28/2023	Cancelled(8*)	0	0	20	-20	-100.00%	20	2	3	1	None	P,S,T,M,VP SC	N/R	90+ Days		
37550	RATH	09/28/1979	Active	34	6	0	6	21.43%	30		2			M,VP,SC	1			
108736	RATH VIRAT	09/01/2010	Active(1)	38	0	1	-1	-2.56%	36	2	0			P,S,T,VP,SC	2	90+ Days		

Clubs Cancelled Previous Fiscal Year – Clubs Cancelled within last 12 months may be reinstated

Club Number	Club Name	Charter Date	Current Status*	Cancellation Date
144149	Kanpur Aryan	12/31/2020	Cancelled(8*)	02/29/2024
137161	Kanpur Karmyogi	01/30/2019	Cancelled(1*)	05/21/2024
150126	Kanpur Vaibhav	03/29/2022	Cancelled(8*)	12/29/2023

Current Total Clubs Count	YTD New Clubs Count	YTD Cancelled Clubs Count	YTD Net Club Gain	Current Total Members Count	YTD Add	YTD Drop	YTD Net Growth	YTD Net Growth %	Member Count 12 Months Ago	Average Member Count Per Club	% of Clubs with less than 20 members	% No MMR in 3 Months	% No Officer Report in 12 Months	% of Clubs with balance 90+ days	Number of Clubs in Status Quo	% Status Quo Clubs in Financial Suspension	Number of Cancelled Clubs	Average Cancelled Club Age	Members Lost Due to Cancellation	% of Clubs Cancelled for Non-Financial Reasons
59	2	18	-16	1,437	139	419	-280	-16.31%	1,941	24	39%	76%	14%	63%	0	0%	18	6	324	-11%

* - P - Priority Club. Cancellation Reasons: 1-Objectives/conduct, 2-Non-active club, 5-Non-existing club, 6-Disbanding, 7-Merger, 8-Financial Suspension, 9-District/Multiple District Dues.

** - Abbreviation: P-President, S-Secretary, T-Treasurer, M-Member Chairperson, VP-First Vice President, MC-Communications Chairperson, SC-Service Chairperson

*** - Abbreviation: N/R - Never reported using the Lions Clubs website, N/A - Not applicable, No password registered for the Lions Clubs website.

**** - Abbreviation: N - New, IP - Immediate Past, R - Repeat.



Club Health Assessment for District 321C1 through March 2025

			Status	Membership							Reports					Finance		LCIF
Club Number	Club Name	Charter Date		Current Member Count	YTD Members Added	YTD Members Dropped	YTD Net Growth	YTD Net Growth%	Member Count 12 Months Ago	Avg. length of service for dropped members	Months Since Last MMR ***	Yrs. Since Last Officer Report	President Rotation	Vice President Reported ****	Months Since Last Activity Report ***	Account Balance	Donations for current Fiscal Year	
			Number of times on status quo within last two years	If below 15 members appears				If net loss is greater than 20% appears			If no report in 3 months appears in	When more than one year appears in	Number of repeat terms	Notes the officers that do not have an active	If no report at 12 months red			
Clubs less than two years old																		
155279	Bhramkhal	09/08/2023	Cancelled(8*)	0	0	20	-20	-100.00%	20	2	0	1	None	P,S,T,M,VP SC	8	90+ Days		
171591	Dehradun Divyajyoti	06/21/2024	Active	20	0	0	0	0.00%	0		9		None	P,S,T,M,VP SC	8	90+ Days		
155705	Dehradun Helping Hands	09/29/2023	Cancelled(8*)	0	0	20	-20	-100.00%	20	2	0	1	None	P,S,T,M,VP SC	8	90+ Days		
171272	Dehradun Nishchay	06/19/2024	Active	20	0	0	0	0.00%	0		9		None	P,S,T,M,VP SC	8	90+ Days		
155707	Dehradun Pragati	09/07/2023	Active(2)	20	0	0	0	0.00%	20		18	1	None	P,S,T,M,VP SC	8	90+ Days		
155706	Dehradun Rudra	09/30/2023	Active(2)	20	0	0	0	0.00%	20		18	1	None	P,S,T,M,VP SC	8	90+ Days		
171583	DEHRADUN VARUNAVI	06/19/2024	Cancelled(8*)	0	0	20	-20	-100.00%	0	1	0		None	P,S,T,M,VP SC	8	90+ Days		
171351	Dehradun Vishwas	06/21/2024	Active	20	0	0	0	0.00%	0		9		None	P,S,T,M,VP SC	8	90+ Days		
177516	Ghaziabad Anant	09/10/2024	Active	22	24	2	22	100.00%	0	0	2			N M	1			
171299	Ghaziabad Millenniuma	06/11/2024	Cancelled(8*)	0	1	21	-20	-100.00%	0	2	0		None	P,S,T,M,VP SC	8	90+ Days		
157505	Ghaziabad Sunshine	06/25/2024	Active	24	4	0	4	20.00%	0		3			M,VP,SC	2			
181328	Greater Noida Central	03/25/2025	Newly Chartered	20	20	0	20	100.00%	0		0			M,VP,SC	N/R			
155252	Indirapuram Aradhana	08/11/2023	Active	8	2	3	-1	-11.11%	20	1	3		2	M,VP,SC	0			
156299	Indirapuram Kailash Mansarovar	09/30/2023	Active(1)	20	0	0	0	0.00%	20		18	1	None	P,S,T,M,VP SC	8	90+ Days		
156088	Meerut Kesari	09/26/2023	Active	27	1	0	1	3.85%	26		8		2	N M,SC	8			
157868	Meerut Sanskar	05/08/2024	Active	14	1	7	-6	-30.00%	0	1	2		2	S,T,M,VP	8	90+ Days		
157871	Meerut Star	06/25/2024	Active	15	0	5	-5	-25.00%	0	0	4		2	M,VP,SC	8	90+ Days		
175294	Muradnagar Life Line	08/22/2024	Active	20	20	0	20	100.00%	0		4			M,VP,SC	0			
155345	Muzaffarnagar Prayag	07/27/2023	Active	14	0	0	0	0.00%	20		9			VP,SC	17			
171788	Rampur Royal	06/20/2024	Active	21	2	1	1	5.00%	0	0	5		2	M,VP,SC	1	90+ Days		
176897	Shamli Synergy	09/06/2024	Active	20	20	0	20	100.00%	0		6			N S,M,SC	N/R	90+ Days		
Clubs more than two years old																		
59926	AGARWAL MANDI	08/25/1997	Active	54	3	7	-4	-6.90%	48	7	0			T,VP	8	90+ Days	\$1,641.20	




Club Health Assessment for District 321C1 through March 2025

			Status	Membership							Reports					Finance		LCIF
Club Number	Club Name	Charter Date		Current Member Count	YTD Members Added	YTD Members Dropped	YTD Net Growth	YTD Net Growth%	Member Count 12 Months Ago	Avg. length of service for dropped members	Months Since Last MMR ***	Yrs. Since Last Officer Report	President Rotation	Vice President Reported ****	Months Since Last Activity Report ***	Account Balance	Donations for current Fiscal Year	
			Number of times on status quo within last two years	If below 15 members appears				If net loss is greater than 20% appears			If no report in 3 months appears in	When more than one year appears in	Number of repeat terms		Notes the officers that do not have an active	If no report at 12 months appears in red		
25963	AMROHA	12/12/1969	Active	4	1	1	0	0.00%	4	8	4		2	N	M,SC	8	90+ Days	\$1,966.75
145135	Amroha Star	03/10/2021	Active	20	1	0	1	5.26%	19		3			N	S,T,M,SC	3		
39757	BAGPAT	04/21/1981	Active	42	8	6	2	5.00%	42	19	1		3	R	M,VP	0		
34489	BARAUT	09/12/1977	Active(1)	27	2	2	0	0.00%	28	3	0			N	M,SC	6		
47097	BARAUT BAOLI ROAD	03/27/1987	Active	11	0	0	0	0.00%	11		12	1	None		P,S,T,M,VP SC	8		
99286	BARAUT CHETNA	05/01/2007	Active(1)	12	0	13	-13	-52.00%	25	13	6		2		T,M,VP,SC	8		
112165	BIJNOR CITY	09/02/2011	Active	27	0	0	0	0.00%	27		15				M,VP,SC	4		
38832	CHANDAUSI VISHAL	07/21/1980	Active	15	0	0	0	0.00%	26		2				M,VP,SC	8		
43808	CHHUTMALPUR	04/09/1984	Active	18	3	1	2	12.50%	16	1	0			R	T,M,SC	0		
25973	DEHRA DUN	08/15/1961	Active	76	6	0	6	8.57%	73		0			N	SC	0	\$101.83	
33978	DEHRA DUN DOON VALLEY	05/18/1977	Active	18	0	0	0	0.00%	24		8			N	T,M,SC	8		
61340	DEHRA DUN GREEN VALLEY	12/10/1998	Active	18	3	0	3	20.00%	28		7				M,VP,SC	0		
46663	DEHRADUN ALAKNANDA	11/18/1986	Cancelled(8*)	0	0	5	-5	-100.00%	5	22	3	1	None		P,S,T,M,VP SC	8		
131665	Dehradun Centennial	07/03/2017	Active	25	0	1	-1	-3.85%	34	1	3				M,VP,SC	8		
141650	Dehradun Dev Bhoomi	06/15/2020	Active	25	0	0	0	0.00%	36		9				P,S,M,VP,SC	8		
140484	Dehradun Diamond	01/13/2020	Active	12	0	7	-7	-36.84%	17	4	4				T,M,VP,SC	8		
58784	DEHRADUN DOON CITY	10/22/1996	Active	3	0	0	0	0.00%	3		20	1	None		P,S,T,M,VP SC	8		
53276	DEHRADUN ELITE	06/02/1992	Active	23	4	7	-3	-11.54%	30	3	2			N		0		
61077	DEHRADUN GREATER	08/10/1998	Active(1)	19	1	0	1	5.56%	25		1				M,VP,SC	8		
42605	DEHRADUN HIMGIRI	04/26/1983	Active	11	0	0	0	0.00%	14		10			N	P,M,VP,SC	8		
141030	Dehradun Himshikhar	02/28/2020	Active(2)	2	0	0	0	0.00%	2		12				T,M,VP,SC	8		
117768	DEHRADUN MAHANAGAR	09/04/2012	Active	26	0	10	-10	-27.78%	31	3	0			N		5		
Exc Award (06/30/2023, 06/30/2024)																		
136864	Dehradun Monarch	11/29/2018	Cancelled(8*)	0	0	3	-3	-100.00%	8	16	7		None		P,S,T,M,VP SC	8		
152621	Dehradun Petals	09/27/2022	Active	4	0	0	0	0.00%	20		9				M,VP,SC	8		



Club Health Assessment for District 321C1 through March 2025

			Status	Membership							Reports					Finance		LCIF
Club Number	Club Name	Charter Date		Current Member Count	YTD Members Added	YTD Members Dropped	YTD Net Growth	YTD Net Growth%	Member Count 12 Months Ago	Avg. length of service for dropped members	Months Since Last MMR ***	Yrs. Since Last Officer Report	President Rotation	Vice President Reported ****	Months Since Last Activity Report ***	Account Balance	Donations for current Fiscal Year	
			Number of times on status quo within last two years	If below 15 members appears				If net loss is greater than 20% appears			If no report in 3 months appears in	When more than one year appears in	Number of repeat terms	Notes the officers that do not have an active	If no report at 12 months red			
137058	Dehradun Rainbow	12/27/2018	Active	13	0	0	0	0.00%	17		15	1	None	P,S,T,M,VP SC	8	90+ Days	\$1,701.40	
136881	Dehradun Sankalp	12/26/2018	Cancelled(8*)	0	0	22	-22	-100.00%	22	8	3		None	P,S,T,M,VP SC	8	90+ Days		
117741	DEHRADUN SENIORS	08/29/2012	Cancelled(8*)	0	0	16	-16	-100.00%	16	13	3	2	None	P,S,T,M,VP SC	8	90+ Days		
68589	DEHRADUN SHIKAR	04/09/2003	Active	25	7	0	7	38.89%	18		1			M,VP,SC	1			
	Exc Award (06/30/2023)																	
115923	DEHRADUN SHIWALIK GREEN	01/27/2012	Active	20	0	5	-5	-20.00%	41	4	3			M,VP,SC	5			
116156	DEHRADUN SHIWALIK HILLS	02/24/2012	Active(1)	13	2	10	-8	-38.10%	22	6	3			M,VP,SC	2			
134139	Dehradun Shiwalik Pride	03/15/2018	Active	9	0	0	0	0.00%	8		10			N	8	90+ Days		
83103	DEHRADUN SHUBHAM	06/30/2004	Active(2)	6	1	1	0	0.00%	8	4	2		2	T,M,VP,SC	8	90+ Days		
142861	Dehradun Unity	09/11/2020	Active(1)	34	0	0	0	0.00%	34		13	1	None	P,S,T,M,VP SC	8	90+ Days		
140584	Dehradun West	12/30/2019	Active	52	5	2	3	6.12%	56	3	0			N	0			
151962	Dehradun Womens	08/08/2022	Active	10	2	0	2	25.00%	15		0			M,VP,SC	0			
44668	DHANAURA	02/04/1985	Active	22	0	0	0	0.00%	22		24			N	M	6	90+ Days	
38513	DOIWALA	05/13/1980	Active	25	0	0	0	0.00%	25		10			P,S,T,M,VP SC	8	90+ Days		
25979	GAJROULA	07/11/1973	Active(1)	31	0	0	0	0.00%	27		11			N	M,VP,SC	8	90+ Days	
99282	GANGO CENTRAL	05/01/2007	Active	65	3	1	2	3.17%	59	8	0			N	T	0	90+ Days	
60479	GANGO GREATER	03/10/1998	Active	9	0	0	0	0.00%	9		34			M,VP,SC	8	90+ Days		
41075	GHAZAIBAD GREATER	03/08/1982	Active	8	0	0	0	0.00%	8		19			N	T,M	8		
25981	GHAZIABAD	10/21/1963	Active	296	4	50	-46	-13.45%	342	5	2			M,VP,SC	6	90+ Days	\$8,841.17	
	Exc Award (06/30/2021, 06/30/2022, 06/30/2023)																	
128657	Ghaziabad Arpan	08/24/2016	Active	22	0	0	0	0.00%	23		9			N	VP	6		
132027	Ghaziabad Centennial	08/04/2017	Active(2)	5	0	0	0	0.00%	7		10	1	None	P,S,T,M,VP SC	8			
140844	Ghaziabad Crossing Republik	01/31/2020	Cancelled(8*)	0	0	32	-32	-100.00%	2	1	3		None	P,S,T,M,VP SC	8	90+ Days		
53238	GHAZIABAD EKTA	06/02/1992	Active	67	2	1	1	1.52%	67	3	0			N	M,SC	0	\$131.78	
	Exc Award (06/30/2023)																	
128274	Ghaziabad Express Garden	07/21/2016	Active(1)	17	0	1	-1	-5.56%	18	8	0			M,VP,SC	4			



Club Health Assessment for District 321C1 through March 2025

			Status	Membership							Reports					Finance		LCIF
Club Number	Club Name	Charter Date		Current Member Count	YTD Members Added	YTD Members Dropped	YTD Net Growth	YTD Net Growth%	Member Count 12 Months Ago	Avg. length of service for dropped members	Months Since Last MMR ***	Yrs. Since Last Officer Report	President Rotation	Vice President Reported ****	Months Since Last Activity Report ***	Account Balance	Donations for current Fiscal Year	
			Number of times on status quo within last two years	If below 15 members appears				If net loss is greater than 20% appears			If no report in 3 months appears in	When more than one year appears in	Number of repeat terms	Notes the officers that do not have an active	If no report at 12 months appears in red			
32468	GHAZIABAD HINDON RIVER	06/23/1976	Active(2)	2	0	0	0	0.00%	2		21		5	T,M,VP,SC	8			
115880	GHAZIABAD INDIRAPURAM	01/19/2012	Active	13	3	6	-3	-18.75%	16	1	4			R	8	90+ Days		
60352	GHAZIABAD MAHANAGAR	02/03/1998	Active	6	0	0	0	0.00%	6		21	1	None	P,S,T,M,VP SC	8	90+ Days		
125708	Ghaziabad Pilakhuwa	09/08/2015	Active	4	0	0	0	0.00%	4		11			M,VP,SC	7			
83105	GHAZIABAD SAMARPAN	06/30/2004	Active	27	5	14	-9	-25.00%	36	4	0			N	0	90+ Days		
	Exc Award (06/30/2023)																	
143441	Ghaziabad Sankalp	12/09/2020	Active	5	0	12	-12	-70.59%	21	2	3			N	M,SC	5		
	Exc Award (06/30/2023)																	
88903	GHAZIABAD SANSKAR	06/30/2005	Cancelled(8*)	0	0	5	-5	-100.00%	9	19	2		None	P,S,T,M,VP SC	8	90+ Days		
57314	GHAZIABAD SARVOTTAM	09/05/1995	Active	4	2	0	2	100.00%	4		8		2	T,M,VP,SC	8			
108992	GHAZIABAD SATELLITE TOWN	08/02/2010	Active	1	0	0	0	0.00%	1		12		9	S,T,M,VP,SC	8			
62021	GHAZIABAD SENIOR	06/04/1999	Active(3)	18	11	1	10	125.00%	0	7	3			T,VP,SC	8	90+ Days		
130675	Ghaziabad Upkar	04/26/2017	Active	2	0	0	0	0.00%	2		23			S,T,M,VP,SC	8			
151259	Ghaziabad Vaishali	06/17/2022	Cancelled(8*)	0	0	1	-1	-100.00%	21	2	7	1	None	P,S,T,M,VP SC	8	90+ Days		
148051	Greater Noida	08/31/2021	Active(1)	8	0	2	-2	-20.00%	10	2	4		2	M,VP,SC	7	90+ Days		
126721	Greater Noida Sarathak	01/29/2016	Active	6	0	0	0	0.00%	6		16		4	M,VP,SC	8	90+ Days	\$1,820.90	
151252	Greater Noida Welfare	06/17/2022	Cancelled(8*)	0	0	12	-12	-100.00%	17	2	3	1	None	P,S,T,M,VP SC	8	90+ Days		
25983	HAPUR	11/21/1970	Active	61	0	0	0	0.00%	98		8			N	0			
83104	HAPUR CENTRAL	06/30/2004	Active	37	0	0	0	0.00%	49		9		None	P,S,T,M,VP SC	17			
124495	Hapur City	03/27/2015	Active	6	0	0	0	0.00%	6		8			T,VP,SC	8	90+ Days		
142280	Hapur Florence	10/08/2020	Active	5	0	0	0	0.00%	5		17		5	M,VP,SC	N/A			
148985	Hapur Gaurav	01/06/2022	Active	10	0	0	0	0.00%	12		3			S,T,M,VP	6			
52736	HAPUR GREATER	03/23/1992	Active(1)	28	0	4	-4	-12.50%	32	17	0			T,M,VP,SC	8	90+ Days	\$200.06	
117380	HAPUR KRANTI UDAY	07/09/2012	Active	20	0	0	0	0.00%	22		9			T,VP,SC	8	90+ Days		
56593	HAPUR SAMRAT	03/02/1995	Active	12	1	3	-2	-14.29%	14	3	0			R	SC	6	\$820.60	



Club Health Assessment for District 321C1 through March 2025

			Status	Membership							Reports					Finance		LCIF
Club Number	Club Name	Charter Date		Current Member Count	YTD Members Added	YTD Members Dropped	YTD Net Growth	YTD Net Growth%	Member Count 12 Months Ago	Avg. length of service for dropped members	Months Since Last MMR ***	Yrs. Since Last Officer Report	President Rotation	Vice President Reported ****	Months Since Last Activity Report ***	Account Balance	Donations for current Fiscal Year	
			Number of times on status quo within last two years	If below 15 members appears				If net loss is greater than 20% appears			If no report in 3 months appears in	When more than one year appears in	Number of repeat terms	Notes the officers that do not have an active	If no report at 12 months appears in red			
142167	Hapur Star	07/23/2020	Active	5	0	1	-1	-16.67%	10	4	6			M,VP,SC	7		\$25.16	
	Exc Award (06/30/2023)																	
132028	Hapur Sunrise	08/14/2017	Active(1)	16	6	1	5	45.45%	13	2	0			M,VP,SC	16	90+ Days	\$100.03	
95530	HAPUR SUPREME	02/10/2006	Active	16	0	2	-2	-11.11%	18	8	3			N	P,T,VP	8		
	Exc Award (06/30/2023)																	
59042	HAPUR VIRAT	01/20/1997	Active(1)	9	0	6	-6	-40.00%	15	9	8			P,M,VP,SC	8	90+ Days		
	Exc Award (06/30/2023)																	
41077	HARDWAR GREATER	03/23/1982	Active	31	5	0	5	19.23%	36		7			M,VP,SC	6		\$820.60	
103662	HARDWAR MANDAKINI	09/16/2008	Active	14	0	2	-2	-12.50%	16	16	5			S,T,M,VP,SC	8	90+ Days		
65090	HARDWAR TEERTH	03/22/2002	Active	43	2	0	2	4.88%	50		5			N	5	90+ Days	\$101.83	
25996	KHATAULI	10/23/1973	Active(1)	26	0	4	-4	-13.33%	33	5	3			N	8	90+ Days		
142443	Khatauli Sanskar	08/10/2020	Active	14	0	0	0	0.00%	22		9	1	None	P,S,T,M,VP SC	8	90+ Days	\$1,653.18	
148414	Kotdwara Dignity	10/11/2021	Active	34	1	0	1	3.03%	33		4			N	1			
110059	KOTDWARA DYNAMIC	01/06/2011	Active	10	0	0	0	0.00%	19		10		None	P,S,T,M,VP SC	8	90+ Days		
26000	MEERUT	04/19/1960	Active	24	0	0	0	0.00%	40		8			S,T,M,VP,SC	8			
137585	Meerut Bhawani	03/15/2019	Active	36	0	10	-10	-21.74%	46	5	3			M,VP,SC	19			
	Exc Award (06/30/2020, 06/30/2021, 06/30/2022)																	
40813	MEERUT CITY	01/14/1982	Active(1)	5	0	5	-5	-50.00%	10	15	3		5	P,M,VP,SC	8			
65083	MEERUT GOLD CITY	03/06/2002	Active	21	1	0	1	5.00%	32		1			M,VP,SC	8			
49715	MEERUT KRANTI	06/29/1989	Active(1)	15	3	0	3	25.00%	17		3			VP,SC	8		\$1,741.83	
56930	MEERUT MAHAN	05/01/1995	Active	33	0	3	-3	-8.33%	55	16	0			M,VP,SC	1		\$61.10	
41078	MEERUT MAHANAGAR	03/17/1982	Active	20	7	0	7	53.85%	23		6			T,M,VP,SC	3	90+ Days	\$61.10	
99283	MEERUT NCR	02/06/2008	Active	9	0	0	0	0.00%	9		24		3	R	T	8	90+ Days	
122799	Meerut Om	07/22/2014	Active	26	2	5	-3	-10.34%	29	2	0			M,VP,SC	12		\$61.10	
115428	MEERUT PARIVARTAN	10/31/2011	Active(1)	15	0	0	0	0.00%	15		12			N	SC	8	90+ Days	
48567	MEERUT SAMRAT	05/04/1988	Active	11	0	12	-12	-52.17%	25	2	3			N	S,T	17		



Club Health Assessment for District 321C1 through March 2025

			Status	Membership							Reports					Finance		LCIF
Club Number	Club Name	Charter Date		Current Member Count	YTD Members Added	YTD Members Dropped	YTD Net Growth	YTD Net Growth%	Member Count 12 Months Ago	Avg. length of service for dropped members	Months Since Last MMR ***	Yrs. Since Last Officer Report	President Rotation	Vice President Reported ****	Months Since Last Activity Report ***	Account Balance	Donations for current Fiscal Year	
			Number of times on status quo within last two years	If below 15 members appears				If net loss is greater than 20% appears			If no report in 3 months appears in	When more than one year appears in	Number of repeat terms	Notes the officers that do not have an active	If no report at 12 months red			
60190	MEERUT SHIKHAR	12/10/1997	Active	14	0	1	-1	-6.67%	15	26	8			N	T,M,VP,SC	8		
125572	Meerut Shivam	08/19/2015	Active	20	0	1	-1	-4.76%	25	5	8				M,VP,SC	0	\$820.60	
87792	MEERUT UDAY	04/14/2005	Active(1)	1	0	0	0	0.00%	11		10		2		T,M,VP,SC	8		
26001	MEERUT VISHAL	05/22/1969	Active	23	2	10	-8	-25.81%	31	10	2				T,VP,SC	2	90+ Days \$61.10	
55742	MODINAGAR CENTRAL	05/23/1994	Active	30	3	3	0	0.00%	51	5	2				T,M,VP,SC	0	90+ Days \$131.78	
153624	Modinagar Rising Star	02/03/2023	Active	11	0	0	0	0.00%	16		9		3	R	M,SC	17		
50329	MODINAGAR TOWNSHIP	03/20/1990	Active	27	0	0	0	0.00%	46		10				P,T,M,VP,SC	10	90+ Days	
152898	Modinagar Udaan	12/23/2022	Active(1)	10	0	0	0	0.00%	10		11	1	None		P,S,T,M,VP SC	N/A	90+ Days	
26004	MORADABAD	10/01/1961	Active	10	0	0	0	0.00%	11		9			N	P,M	8	90+ Days	
31512	MORADABAD CENTRAL	12/03/1975	Active	10	0	1	-1	-9.09%	11	7	0				VP,SC	6		
48634	MORADABAD PRACHEEN	05/23/1988	Active	4	0	3	-3	-42.86%	10	9	8		4		S,M,VP,SC	8		
46345	MORADABAD SAMRAT	06/10/1986	Active	28	0	2	-2	-6.67%	56	6	3			N	M,SC	8	90+ Days	
32398	MORADABAD VIRAT	06/11/1976	Active	19	1	4	-3	-13.64%	17	12	0			N	M,SC	7		
30908	MUSSOORIE	06/06/1975	Active	33	2	0	2	6.45%	27		5			R	VP	8		
55269	MUSSOORIE HILLS	02/02/1994	Active	25	4	4	0	0.00%	26	7	5			N	M,SC	0		
26005	MUZAFFARNAGAR	12/29/1969	Active	15	0	0	0	0.00%	15		20		2		P,S,T,M,VP SC	8	90+ Days	
30629	MUZAFFARNAGAR CENTRAL	04/10/1975	Active	43	5	18	-13	-23.21%	56	6	4				T,M,VP,SC	1	\$1,647.19	
61341	MUZAFFARNAGAR CHETNA	12/10/1998	Active	38	3	12	-9	-19.15%	41	9	2			N	T,M,SC	2	\$568.43	
152168	Muzaffarnagar Divya	08/30/2022	Active	39	0	10	-10	-20.41%	49	2	3		2		P,M,VP,SC	2	90+ Days	
63404	MUZAFFARNAGAR LAKSHMI	06/30/2000	Cancelled(8*)	0	0	23	-23	-100.00%	23	17	3	1	None		P,S,T,M,VP SC	8	90+ Days	
153029	Muzaffarnagar Lotus	01/30/2023	Active	13	0	3	-3	-18.75%	17	1	0				S,T,M,VP,SC	8	90+ Days	
136056	Muzaffarnagar Unnati	08/13/2018	Active	46	4	4	0	0.00%	56	4	3				M,VP,SC	0	\$1,000.30	
26007	NAJIBABAD	10/14/1969	Active	35	0	0	0	0.00%	35		10				S,T,M,VP,SC	8	90+ Days	
137068	Najibabad Rainbow	01/21/2019	Cancelled(8*)	0	4	14	-10	-100.00%	10	1	3		None		P,S,T,M,VP SC	8	90+ Days	
51423	NOIDA	03/13/1991	Active	61	4	17	-13	-17.57%	72	5	7			N		0	\$3,445.92	



Club Health Assessment for District 321C1 through March 2025

			Status	Membership							Reports					Finance		LCIF
Club Number	Club Name	Charter Date		Current Member Count	YTD Members Added	YTD Members Dropped	YTD Net Growth	YTD Net Growth%	Member Count 12 Months Ago	Avg. length of service for dropped members	Months Since Last MMR ***	Yrs. Since Last Officer Report	President Rotation	Vice President Reported ****	Months Since Last Activity Report ***	Account Balance	Donations for current Fiscal Year	
			Number of times on status quo within last two years	If below 15 members appears					If net loss is greater than 20% appears			If no report in 3 months appears in	When more than one year appears in	Number of repeat terms	Notes the officers that do not have an active	If no report at 12 months appears in red		
Exc Award (06/30/2023)																		
132686	Noida Elite	10/12/2017	Active	23	0	1	-1	-4.17%	26	3	3			N	M,SC	2	90+ Days	\$4,343.80
129996	Noida Lotus	02/06/2017	Active	13	0	0	0	0.00%	21		9				VP,SC	5		
117845	NOIDA SHIVA	09/18/2012	Active	58	16	9	7	13.73%	46	7	3		2		S,M,VP,SC	0	90+ Days	
38730	PREM NAGAR	06/19/1980	Active(1)	11	0	0	0	0.00%	11		31	2	None		P,S,T,M,VP SC	8	90+ Days	
147983	Rampur Chirag	08/30/2021	Active(1)	8	0	6	-6	-42.86%	19	3	3				M,VP,SC	12	90+ Days	
142363	Rampur Elite	08/05/2020	Active	12	2	0	2	20.00%	15		3			N	T,SC	17	90+ Days	
39759	RAMPUR GREATER	04/21/1981	Active(1)	31	0	3	-3	-8.82%	36	3	8			N	M,SC	8	90+ Days	
151370	Rampur Leona Greater	06/30/2022	Active	18	3	4	-1	-5.26%	19	2	0		2	N	S,SC	8		
53519	RAMPUR SAMRAT	07/15/1992	Active	25	0	22	-22	-46.81%	47	4	8				P,VP,SC	18	90+ Days	
126323	Rampur Uday	12/30/2015	Active	30	0	0	0	0.00%	32		7			N		1	\$62.30	
58049	RAMPUR UPKAR	03/27/1996	Active	47	0	0	0	0.00%	49		10				T,M,VP,SC	8		
103663	RAMPUR VIRAT	09/16/2008	Active	3	1	2	-1	-25.00%	4	7	3		8	N	T,M,SC	8	90+ Days	
129562	Ranipur Haridwar	12/13/2016	Active	39	0	3	-3	-7.14%	44	14	3				T,VP	8		
67072	RISHIKESH DEV BHOOMI	01/08/2003	Active(1)	22	1	0	1	4.76%	21		0				M,VP,SC	0	90+ Days	
103671	RISHIKESH DIVINE	09/18/2008	Active	43	4	3	1	2.38%	41	11	6			R	VP	0	90+ Days	
129662	Rishikesh Royal	01/12/2017	Active	37	0	0	0	0.00%	37		5				M,VP,SC	8	90+ Days	
26014	ROORKEE	09/30/1966	Active	20	3	0	3	17.65%	23		0			N	T,SC	6	90+ Days	
43279	ROORKEE UPPER GANGES	12/13/1983	Active	15	0	0	0	0.00%	15		45	1	None		P,S,T,M,VP SC	8		
26015	SAHARANPUR	12/26/1970	Active	18	5	0	5	38.46%	15		7				M,VP,SC	7	90+ Days	
40565	SAHARANPUR CENTRAL	11/16/1981	Active	24	0	0	0	0.00%	26		8			N	SC	5		
129271	Saharanpur Forever	11/14/2016	Active	5	0	0	0	0.00%	4		10		6		M,VP,SC	0		
60991	SAHARANPUR GREATER	06/30/1998	Active(1)	7	0	0	0	0.00%	7		35	2	None		P,S,T,M,VP SC	8	90+ Days	
51279	SAHARANPUR MAYUR	02/07/1991	Active	129	11	1	10	8.40%	172	0	6			N	T	2	\$1,641.20	
112027	SAHARANPUR UDAY	08/08/2011	Active	29	1	0	1	3.57%	55		8			N		8		



Club Health Assessment for District 321C1 through March 2025

			Status	Membership							Reports					Finance		LCIF
Club Number	Club Name	Charter Date		Current Member Count	YTD Members Added	YTD Members Dropped	YTD Net Growth	YTD Net Growth%	Member Count 12 Months Ago	Avg. length of service for dropped members	Months Since Last MMR ***	Yrs. Since Last Officer Report	President Rotation	Vice President Reported ****	Months Since Last Activity Report ***	Account Balance	Donations for current Fiscal Year	
			Number of times on status quo within last two years	If below 15 members appears				If net loss is greater than 20% appears			If no report in 3 months appears in	When more than one year appears in	Number of repeat terms	Notes the officers that do not have an active	If no report at 12 months appears in red			
52673	SAHIBABAD Exc Award (06/30/2023)	03/10/1992	Active	54	0	1	-1	-1.82%	47	7	9			M,VP,SC	0			
63909	SAHIBABAD GREATER	01/08/2001	Active	27	1	4	-3	-10.00%	36	2	0		2	N	M,VP	6	90+ Days	\$820.60
40702	SAMBHAL	12/29/1981	Active(1)	27	0	6	-6	-18.18%	36	8	3			N	SC	8	90+ Days	
32983	SHAMLI	11/10/1976	Active	95	6	6	0	0.00%	101	16	0				M,VP,SC	1		\$3,502.84
66741	SHAMLI CROWN	10/31/2002	Active	76	16	1	15	24.59%	65	4	2			N	T	0		\$156.94
54096	SHAMLI DOAB	02/16/1993	Active	27	0	0	0	0.00%	34		8			N	SC	8	90+ Days	\$61.10
109752	SHAMLI NARAYAN	11/23/2010	Active	31	6	0	6	24.00%	35		1				S,T,M,VP,SC	8	90+ Days	
131770	Shamli Samrat	07/03/2017	Active	38	0	0	0	0.00%	34		3			N	S,VP,SC	8		
149119	Srinagar Garhwal	12/28/2021	Cancelled(8*)	0	0	11	-11	-100.00%	13	3	3		None		P,S,T,M,VP SC	8	90+ Days	
138246	Vikasnagar Green Valley	05/20/2019	Active	20	0	0	0	0.00%	18		10				VP,SC	5		
40469	VIKASNAGAR YAMUNA VALLEY Exc Award (06/30/2020)	10/20/1981	Active	35	1	0	1	2.94%	34		0				T,VP,SC	0		\$37.14

Clubs Cancelled Previous Fiscal Year – Clubs Cancelled within last 12 months may be reinstated

Club Number	Club Name	Charter Date	Current Status*	Cancellation Date
51182	HARDWAR BHAGIRATHI	01/04/1991	Cancelled(8*)	12/29/2023
152622	Indirapuram Aadhyashakti	12/23/2022	Cancelled(8*)	08/29/2023

Current Total Clubs Count	YTD New Clubs Count	YTD Cancelled Clubs Count	YTD Net Club Gain	Current Total Members Count	YTD Add	YTD Drop	YTD Net Growth	YTD Net Growth %	Member Count 12 Months Ago	Average Member Count Per Club	% of Clubs with less than 20 members	% No MMR in 3 Months	% No Officer Report in 12 Months	% of Clubs with balance 90+ days	Number of Clubs in Status Quo	% Status Quo Clubs in Financial Suspension	Number of Cancelled Clubs	Average Cancelled Club Age	Members Lost Due to Cancellation	% of Clubs Cancelled for Non-Financial Reasons
159	4	15	-11	3,926	311	627	-316	-7.45%	4,562	25	46%	74%	9%	50%	0	0%	15	11	225	-13%

* - P - Priority Club. Cancellation Reasons: 1-Objectives/conduct, 2-Non-active club, 5-Non-existing club, 6-Disbanding, 7-Merger, 8-Financial Suspension, 9-District/Multiple District Dues.

** - Abbreviation: P-President, S-Secretary, T-Treasurer, M-Member Chairperson, VP-First Vice President, MC-Communications Chairperson, SC-Service Chairperson

*** - Abbreviation: N/R - Never reported using the Lions Clubs website, N/A - Not applicable, No password registered for the Lions Clubs website.

**** - Abbreviation: N - New, IP - Immediate Past, R - Repeat.



Club Health Assessment for District 321C2 through March 2025

			Status	Membership							Reports					Finance		LCIF
Club Number	Club Name	Charter Date		Current Member Count	YTD Members Added	YTD Members Dropped	YTD Net Growth	YTD Net Growth%	Member Count 12 Months Ago	Avg. length of service for dropped members	Months Since Last MMR ***	Yrs. Since Last Officer Report	President Rotation	Vice President Reported ****	Months Since Last Activity Report ***	Account Balance	Donations for current Fiscal Year	
			Number of times on status quo within last two years	If below 15 members appears				If net loss is greater than 20% appears			If no report in 3 months appears in	When more than one year appears in	Number of repeat terms	Notes the officers that do not have an active	If no report at 12 months appears in red			
Clubs less than two years old																		
155973	Agra Icons	09/11/2023	Active	85	14	8	6	7.59%	79	1	2		2	R	N/R		\$1,209.94	
155067	Agra Upstream	07/05/2023	Active	20	1	5	-4	-16.67%	28	3	3			R	SC	17	\$3,000.90	
173118	Aligarh Mahanagar	08/05/2024	Active	41	43	2	41	100.00%	0	24	3				M,VP,SC	6	90+ Days	
177858	Aligarh Shresth	09/02/2024	Active	28	30	2	28	100.00%	0	0	3				M,VP,SC	N/R		
172403	Bulandshahr City	06/19/2024	Active(1)	20	0	0	0	0.00%	0		4				M,VP,SC	N/R	90+ Days	
155629	Etah Pride	09/20/2023	Active(1)	20	0	0	0	0.00%	20		18	1	None		P,S,T,M,VP SC	N/R	90+ Days	
156218	Kasganj Diamond	09/28/2023	Active	27	1	2	-1	-3.57%	25	11	2			N	T,SC	13		
179574	Mainpuri	11/19/2024	Active	20	20	0	20	100.00%	0		4				M,VP,SC	N/R	90+ Days	
155146	Mathura Stars	07/11/2023	Active(1)	71	6	0	6	9.23%	85		1			N	S,M,SC	7	90+ Days	
Clubs more than two years old																		
25957	AGRA	07/14/1963	Active	18	1	1	0	0.00%	19	46	0			N	VP	1		
104229	AGRA KALYAN	12/29/2008	Cancelled(8*)	0	0	19	-19	-100.00%	19	13	3	1	None		P,S,T,M,VP SC	19	90+ Days	
52413	AGRA ADARSH	01/10/1992	Active	37	2	4	-2	-5.13%	39	16	2				M,VP,SC	20	90+ Days	
97435	AGRA ADHAR	06/29/2006	Active	45	6	5	1	2.27%	42	8	3			R	M,VP,SC	7	\$1,120.10	
57851	AGRA AKASH	02/12/1996	Active	38	14	1	13	52.00%	32	6	7				M,VP,SC	3	\$1,012.28	
122510	Agra Aman	06/17/2014	Active(1)	31	13	1	12	63.16%	16	10	6				P,T,M,VP,SC	18	90+ Days	
62364	AGRA ASHOK	09/15/1999	Active(1)	17	18	1	17	100.00%	0	1	-3			R	S,T,VP	24+	90+ Days	
59981	AGRA ASTHA	09/22/1997	Active	53	4	1	3	6.00%	53	0	0			N	M	6		
Exc Award (06/30/2016)																		
147491	Agra Central Gold	07/16/2021	Active	43	0	8	-8	-15.69%	51	6	3				M,VP,SC	N/R	90+ Days	
125377	Agra Conroy	07/30/2015	Active	50	0	0	0	0.00%	50		8				T,M,VP,SC	16	90+ Days	
149529	Agra Cyber	01/18/2022	Cancelled(8*)	0	0	10	-10	-100.00%	28	16	0		None		P,S,T,M,VP SC	N/R	90+ Days	
77434	AGRA EKTA	09/24/2003	Cancelled(8*)	0	2	20	-18	-100.00%	16	10	8		None		P,S,T,M,VP SC	24+	90+ Days	
119497	Agra Friends	06/10/2013	Active	18	2	4	-2	-10.00%	20	14	1			R	T,M	15		



Club Health Assessment for District 321C2 through March 2025

			Status	Membership							Reports					Finance		LCIF
Club Number	Club Name	Charter Date		Current Member Count	YTD Members Added	YTD Members Dropped	YTD Net Growth	YTD Net Growth%	Member Count 12 Months Ago	Avg. length of service for dropped members	Months Since Last MMR ***	Yrs. Since Last Officer Report	President Rotation	Vice President Reported ****	Months Since Last Activity Report ***	Account Balance	Donations for current Fiscal Year	
			Number of times on status quo within last two years	If below 15 members appears					If net loss is greater than 20% appears			If no report in 3 months appears in	When more than one year appears in	Number of repeat terms	Notes the officers that do not have an active	If no report at 12 months appears in red		
150529	Agra Friends Forever	04/18/2022	Active	12	0	4	-4	-25.00%	13	1	3			R	P,T,SC	N/R	90+ Days	
145126	Agra Friends Mahan	02/17/2021	Active	25	0	11	-11	-30.56%	36	4	4				S,T,M,VP,SC	23	90+ Days	
56330	AGRA HERITAGE	12/13/1994	Active	9	0	0	0	0.00%	18		8				VP,SC	24+	90+ Days	
109377	AGRA IDEAL	09/29/2010	Active(1)	94	1	2	-1	-1.05%	95	9	5				VP,SC	19		
106171	AGRA KHUSHBOO	07/29/2009	Active	97	2	1	1	1.04%	95	13	6				M,VP,SC	0		\$131.78
Exc Award (06/30/2017)																		
126057	Agra Kohinoor MJF	11/16/2015	Active	48	6	1	5	11.63%	43	6	0				T,VP,SC	14	90+ Days	\$4,007.19
145022	Agra Mahantam	02/12/2021	Active	66	17	27	-10	-13.16%	76	5	2			N	P,T,M	15	90+ Days	
102086	AGRA PRAYAS	05/23/2008	Active(1)	90	22	20	2	2.27%	88	10	4				T,M,VP,SC	4		\$3,006.89
Exc Award (06/30/2017)																		
59831	AGRA ROYAL	06/30/1997	Cancelled(8*)	0	0	17	-17	-100.00%	17	12	1		None		P,S,T,M,VP SC	24+	90+ Days	
106405	AGRA SAMARPAN	08/31/2009	Active(1)	23	0	0	0	0.00%	23		13		None		P,M,VP,SC	24+	90+ Days	
Exc Award (06/30/2017)																		
123108	Agra Sangini	09/12/2014	Active	57	1	1	0	0.00%	51	2	8				M,VP,SC	6	90+ Days	
Exc Award (06/30/2017)																		
141840	Agra Shere Punjab	06/20/2020	Active(1)	10	0	6	-6	-37.50%	16	4	3		2		M,VP,SC	N/A	90+ Days	
147493	Agra Sparkle Surabhi	07/16/2021	Active	76	9	2	7	10.14%	87	3	2				VP	0		
Exc Award (06/30/2022)																		
82773	AGRA SUPREME	06/24/2004	Active(1)	8	1	0	1	14.29%	15		8				T,M,VP,SC	24+	90+ Days	
62427	AGRA SURABHI	10/18/1999	Active(1)	18	0	0	0	0.00%	17		9				M,VP,SC	14		
Exc Award (06/30/2017)																		
43046	AGRA TOWN	09/26/1983	Active	22	6	11	-5	-18.52%	26	10	3			N	P,M,SC	7		
47274	AGRA UNITED	04/24/1987	Cancelled(8*)	0	0	12	-12	-100.00%	25	14	3		None		P,S,T,M,VP SC	24+	90+ Days	
33775	AGRA VISHAL	04/14/1977	Active	106	4	1	3	2.91%	105	30	3			N	VP,SC	12	90+ Days	\$8,020.37
117753	AGRA VISHWAS	08/29/2012	Active(1)	21	0	0	0	0.00%	25		9				M,VP,SC	24+		
148138	Agra Yashkirti	08/31/2021	Active	29	0	11	-11	-27.50%	35	1	3		2	R	M,SC	2		
Exc Award (06/30/2023)																		



Club Health Assessment for District 321C2 through March 2025

			Status	Membership							Reports					Finance		LCIF
Club Number	Club Name	Charter Date		Current Member Count	YTD Members Added	YTD Members Dropped	YTD Net Growth	YTD Net Growth%	Member Count 12 Months Ago	Avg. length of service for dropped members	Months Since Last MMR ***	Yrs. Since Last Officer Report	President Rotation	Vice President Reported ****	Months Since Last Activity Report ***	Account Balance	Donations for current Fiscal Year	
			Number of times on status quo within last two years	If below 15 members appears				If net loss is greater than 20% appears			If no report in 3 months appears in	When more than one year appears in	Number of repeat terms	Notes the officers that do not have an active	If no report at 12 months appears in red			
25959	ALIGARH	10/22/1963	Active	33	5	7	-2	-5.71%	39	7	3			N	M,SC	5	\$1,778.97	
50185	ALIGARH CITY	02/09/1990	Active	32	1	4	-3	-8.57%	40	10	3			N		3	\$1,200.30	
55517	ALIGARH JAGRITI	04/13/1994	Active	52	14	1	13	33.33%	42	0	3				S,M,VP,SC	6	90+ Days	
151063	Aligarh Jyoti	06/06/2022	Cancelled(6*)	0	0	0	0	0.00%	15		9	1	None	P,S,T,M,VP SC	N/R	90+ Days		
147343	Aligarh Lakshya	07/04/2021	Active	34	3	6	-3	-8.11%	33	2	8			N		9	\$101.83	
151064	Aligarh Lotus	06/13/2022	Cancelled(6*)	0	0	0	0	0.00%	15		9	1	None	P,S,T,M,VP SC	N/R	90+ Days		
136086	Aligarh Platinum	08/27/2018	Active	43	0	0	0	0.00%	46		9			N	S,M,VP,SC	24+		
151261	Aligarh Sakhi	06/17/2022	Cancelled(6*)	0	0	0	0	0.00%	25		6	1	None	P,S,T,M,VP SC	N/R	90+ Days		
42877	ALIGARH SAMRAT	06/14/1983	Active	27	7	4	3	12.50%	41	16	3			N	SC	9	\$101.83	
61167	ALIGARH SANKALP	10/06/1998	Active	27	7	10	-3	-10.00%	30	18	3			N	SC	7		
142058	Aligarh Udaan	07/14/2020	Cancelled(8*)	0	0	20	-20	-100.00%	20	3	3	1	None	P,S,T,M,VP SC	17	90+ Days		
151287	Aligarh Vivekanand	06/17/2022	Cancelled(6*)	0	0	0	0	0.00%	15		9	1	None	P,S,T,M,VP SC	N/R	90+ Days		
40697	ANUPSHAHAR	12/28/1981	Active(1)	10	0	7	-7	-41.18%	17	11	2		5		T,M,VP,SC	24+	90+ Days	
149762	Atrauli Gold	02/03/2022	Cancelled(8*)	0	0	8	-8	-100.00%	8	2	3	1	None	P,S,T,M,VP SC	N/A	90+ Days		
25966	BAREILLY	10/02/1961	Active	24	0	0	0	0.00%	24		7			R	T,VP,SC	24+		
36769	BAREILLY CENTRAL	03/08/1979	Active	16	0	0	0	0.00%	16		11		2	N		2	90+ Days	
56202	BAREILLY EKTA	10/31/1994	Active	16	3	2	1	6.67%	15	16	0				P,T,M,VP,SC	24+		
55168	BAREILLY MAGNET CITY	12/28/1993	Active	63	6	0	6	10.53%	58		0			N		1		
49748	BAREILLY MELVIN JONES	06/21/1989	Active	50	2	0	2	4.17%	50		7		2	R	T,M,VP,SC	9	90+ Days	
87886	BAREILLY NEW BAREILLY	04/25/2005	Cancelled(8*)	0	0	18	-18	-100.00%	15	10	2		None	P,S,T,M,VP SC	24+	90+ Days		
38099	BHARTHANA	02/19/1980	Active	35	0	0	0	0.00%	41		8			N		18	90+ Days	
147629	Bharthana Radhe Radhe	07/21/2021	Active	29	2	0	2	7.41%	45		0			N		13	90+ Days	
25970	BULANDSHAHR	09/01/1971	Active(1)	7	0	0	0	0.00%	7		14	1	None	P,S,T,M,VP SC	24+	90+ Days		
43673	BULANDSHAHR BARAN	03/27/1984	Active	68	2	0	2	3.03%	74		0			N	S	5	\$1,012.28	
Exc Award (06/30/2022, 06/30/2024)																		



Club Health Assessment for District 321C2 through March 2025

			Status	Membership							Reports					Finance		LCIF
Club Number	Club Name	Charter Date		Current Member Count	YTD Members Added	YTD Members Dropped	YTD Net Growth	YTD Net Growth%	Member Count 12 Months Ago	Avg. length of service for dropped members	Months Since Last MMR ***	Yrs. Since Last Officer Report	President Rotation	Vice President Reported ****	Months Since Last Activity Report ***	Account Balance	Donations for current Fiscal Year	
			Number of times on status quo within last two years	If below 15 members appears				If net loss is greater than 20% appears			If no report in 3 months appears in	When more than one year appears in	Number of repeat terms		Notes the officers that do not have an active	If no report at 12 months appears in red		
116085	BULANDSHAHR ELITE	02/15/2012	Active(1)	33	8	3	5	17.86%	19	4	6				M,VP,SC	1	90+ Days	\$2,201.86
100863	BULANDSHAHR LEGEND	12/28/2007	Active(2)	3	0	4	-4	-57.14%	8	8	3				T,VP,SC	24+	90+ Days	
95532	BULANDSHAHR MIDTOWN GREAT	02/10/2006	Active	27	0	0	0	0.00%	27		0		2	N	S,VP	14		
144535	Etah Royal	12/29/2020	Active(1)	23	0	0	0	0.00%	23		19	1	None		P,S,T,M,VP SC	24+	90+ Days	
25976	ETAWAH	07/12/1972	Active	56	0	1	-1	-1.75%	54	32	1			N		6		
Exc Award (06/30/2023, 06/30/2024)																		
31682	FIROZABAD	02/05/1976	Active(1)	10	0	0	0	0.00%	12		9			R	SC	19	90+ Days	
60803	FIROZABAD ADARSH	05/19/1998	Active	19	0	0	0	0.00%	19		21	1	None		P,S,T,M,VP SC	24+	90+ Days	
96909	FIROZABAD FRIENDS	04/11/2006	Active	18	3	2	1	5.88%	17	5	7				M,VP,SC	24+	90+ Days	
41074	FIROZABAD VISHAL	03/03/1982	Active	18	0	0	0	0.00%	18		9			R	P,T	18	90+ Days	
151065	Gabhana	06/13/2022	Cancelled(6*)	0	0	0	0	0.00%	22		9	1	None		P,S,T,M,VP SC	N/R	90+ Days	
53277	HATHRAS	06/09/1992	Active	11	0	0	0	0.00%	20		8		2	R	P,T,M,VP,SC	19		
Exc Award (06/30/2017)																		
123488	Hathras Astha	10/29/2014	Active	20	0	9	-9	-31.03%	26	2	3				S,T,M,VP,SC	14	90+ Days	
152588	Jaswant Nagar	09/12/2022	Active(1)	22	0	6	-6	-21.43%	28	2	3				M,VP,SC	N/A	90+ Days	
25994	KASGANJ	11/29/1973	Active	20	0	2	-2	-9.09%	22	34	0				S,T,M,VP,SC	20	90+ Days	
116223	KASGANJ GOLD	03/02/2012	Active(1)	24	0	0	0	0.00%	28		8			N	T,M,SC	7	90+ Days	
67250	KASGANJ SADBHAWNA	02/11/2003	Active(1)	31	0	0	0	0.00%	31		9			N	SC	24+	90+ Days	
152819	Mathura Divine	10/20/2022	Active	12	0	11	-11	-47.83%	23	2	0				P,M,VP,SC	5	90+ Days	
150481	Mathura Udaan	04/14/2022	Active(1)	10	0	0	0	0.00%	30		6				S,T,M,VP,SC	7	90+ Days	
33388	ROHILLA	02/23/1977	Active	18	0	0	0	0.00%	18		21	1	None		P,S,T,M,VP SC	24+		
26019	TUNDLA	08/15/1972	Active	44	2	0	2	4.76%	40		7		3	N	M,VP	19		

Clubs Cancelled Previous Fiscal Year – Clubs Cancelled within last 12 months may be reinstated

Club Number	Club Name	Charter Date	Current Status*	Cancellation Date
-------------	-----------	--------------	-----------------	-------------------



Club Health Assessment for District 321C2 through March 2025

Club NumberClub NameCharter Date			Status	Membership								Reports				Finance		LCIF		
				Current Member Count	YTD Members Added	YTD Members Dropped	YTD Net Growth	YTD Net Growth%	Member Count 12 Months Ago	Avg. length of service for dropped members	Months Since Last MMR ***	Yrs. Since Last Officer Report	President Rotation	Vice President Reported ****	Months Since Last Activity Report ***	Account Balance	Donations for current Fiscal Year			
			Number of times on status quo within last two years	If below 15 members appears				If net loss is greater than 20% appears				If no report in 3 months appears in	When more than one year appears in	Number of repeat terms	Notes the officers that do not have an active	If no report at 12 months appears in red				
131336	Agra Amethyst	06/17/2017	Cancelled(5*)	01/10/2024																
153861	Agra Sanjeevani	03/31/2023	Cancelled(5*)	08/29/2023																
129478	Etawah Vishal	02/13/2017	Cancelled(8*)	12/29/2023																
147495	Kasganj Ganga	07/23/2021	Cancelled(8*)	02/29/2024																
153651	Mathura	02/27/2023	Cancelled(8*)	12/29/2023																
Current Total Clubs Count	YTD New Clubs Count	YTD Cancelled Clubs Count	YTD Net Club Gain	Current Total Members Count	YTD Add	YTD Drop	YTD Net Growth	YTD Net Growth %	Member Count 12 Months Ago	Average Member Count Per Club	% of Clubs with less than 20 members	% No MMR in 3 Months	% No Officer Report in 12 Months	% of Clubs with balance 90+ days	Number of Clubs in Status Quo	% Status Quo Clubs in Financial Suspension	Number of Cancelled Clubs	Average Cancelled Club Age	Members Lost Due to Cancellation	% of Clubs Cancelled for Non-Financial Reasons
73	3	13	-10	2,478	311	346	-35	-1.39%	2,744	34	29%	73%	7%	56%	0	0%	13	12	124	15%

* - P - Priority Club. Cancellation Reasons: 1-Objectives/conduct, 2-Non-active club, 5-Non-existing club, 6-Disbanding, 7-Merger, 8-Financial Suspension, 9-District/Multiple District Dues.

** - Abbreviation: P-President, S-Secretary, T-Treasurer, M-Member Chairperson, VP-First Vice President, MC-Communications Chairperson, SC-Service Chairperson

*** - Abbreviation: N/R - Never reported using the Lions Clubs website, N/A - Not applicable, No password registered for the Lions Clubs website.

**** - Abbreviation: N - New, IP - Immediate Past, R - Repeat.



Club Health Assessment for District 321 D through March 2025

			Status	Membership							Reports					Finance		LCIF
Club Number	Club Name	Charter Date		Current Member Count	YTD Members Added	YTD Members Dropped	YTD Net Growth	YTD Net Growth%	Member Count 12 Months Ago	Avg. length of service for dropped members	Months Since Last MMR ***	Yrs. Since Last Officer Report	President Rotation	Vice President Reported ****	Months Since Last Activity Report ***	Account Balance	Donations for current Fiscal Year	
			Number of times on status quo within last two years	If below 15 members appears						If net loss is greater than 20% appears	If no report in 3 months appears in	When more than one year appears in	Number of repeat terms	Notes the officers that do not have an active	If no report at 12 months appears in red			
Clubs less than two years old																		
172807	Amritsar Friends Forever Rihan	07/31/2024	Active(1)	17	20	3	17	100.00%	0	0	0			T,M,VP,SC	N/R	90+ Days	\$6,007.85	
155989	Amritsar Power Engineers	11/29/2023	Cancelled(8*)	0	0	22	-22	-100.00%	22	1	18	1	None	P,S,T,M,VP SC	N/R	90+ Days		
156769	Batala Dream Armaan	12/28/2023	Active	13	0	15	-15	-53.57%	22	1	4		2	T,M,VP,SC	N/A	90+ Days		
173275	Batala Parth Rihan	07/19/2024	Active(1)	33	39	6	33	100.00%	0	0	3			M,VP	3	90+ Days		
178161	Begowal Royal Bandgi Rihan	09/02/2024	Active	20	20	0	20	100.00%	0		6			T,M,VP,SC	N/R	90+ Days		
155508	Begowal Sher E Punjab	08/08/2023	Cancelled(8*)	0	0	21	-21	-100.00%	21	2	0	1	None	P,S,T,M,VP SC	15	90+ Days		
178062	Bhikhiwind Jot	09/02/2024	Active	20	20	0	20	100.00%	0		6			M,VP,SC	N/A	90+ Days		
178604	Bhogpur Gurfateh	10/17/2024	Active	20	21	1	20	100.00%	0	0	5			M,VP,SC	N/R	90+ Days		
156401	Hoshiarpur Royal	11/08/2023	Active(1)	15	28	34	-6	-28.57%	23	2	0		N	M,VP	10			
179274	Jalandhar Gurfateh Sartaj	11/18/2024	Active	20	20	0	20	100.00%	0		3			M,VP,SC	N/A			
172897	Jammu Rihan	07/26/2024	Active(1)	20	20	0	20	100.00%	0		8			M,VP,SC	N/A			
157263	Kartarpur Armaan	03/26/2024	Active	20	0	0	0	0.00%	20		7		None	P,S,T,M,VP SC	N/R	90+ Days		
178074	Kathua Rihan	09/02/2024	Active	20	20	0	20	100.00%	0		6			M,VP,SC	N/A	90+ Days		
155632	Nurpur Bedi Kings	08/30/2023	Cancelled(8*)	0	0	20	-20	-100.00%	20	2	19	1	None	P,S,T,M,VP SC	N/R	90+ Days		
156074	Pathankot Armaan	10/12/2023	Active(1)	23	23	23	0	0.00%	23	1	1		2	M,VP,SC	15	90+ Days		
157804	Pathankot Pride	03/26/2024	Active	57	20	5	15	35.71%	34	0	0		2	R VP	2	90+ Days		
179842	Pathankot Rihan Khosla	12/04/2024	Active	20	20	0	20	100.00%	0		1			M,VP,SC	N/R			
177674	Phagwara Champion Rihan	08/26/2024	Status Quo(1)	31	31	0	31	100.00%	0		2			M,VP,SC	N/R	90+ Days		
157162	Phagwara Greater Armaan	01/18/2024	Active(1)	22	23	23	0	0.00%	20	1	1		2	T,M,VP,SC	N/R			
177832	Phagwara Smart Rihan	08/26/2024	Active(1)	24	24	0	24	100.00%	0		5			M,VP,SC	N/A	90+ Days		
Clubs more than two years old																		
56607	ADAMPUR DOABA	03/06/1995	Active	51	6	12	-6	-10.53%	56	4	0			M,VP,SC	0			
25920	AMRITSAR	09/27/1959	Active	21	2	1	1	5.00%	20	20	7		2	N VP	6	90+ Days		
Exc Award (06/30/2023)																		



Club Health Assessment for District 321 D through March 2025

			Status	Membership							Reports					Finance	LCIF
Club Number	Club Name	Charter Date		Current Member Count	YTD Members Added	YTD Members Dropped	YTD Net Growth	YTD Net Growth%	Member Count 12 Months Ago	Avg. length of service for dropped members	Months Since Last MMR ***	Yrs. Since Last Officer Report	President Rotation	Vice President Reported ****	Months Since Last Activity Report ***	Account Balance	Donations for current Fiscal Year
			Number of times on status quo within last two years	If below 15 members appears				If net loss is greater than 20% appears			If no report in 3 months appears in	When more than one year appears in	Number of repeat terms	Notes the officers that do not have an active	If no report at 12 months red		
45818	AMRITSAR CIVIL LINES	02/20/1986	Active	104	0	47	-47	-31.13%	151	3	3			M,VP,SC	5	90+ Days	
142446	Amritsar Fateh	07/29/2020	Active	3	0	2	-2	-40.00%	15	4	4		3	P,M,VP,SC	N/R	90+ Days	
42606	AMRITSAR GOLDEN TEMPLE	04/26/1983	Active	44	5	0	5	12.82%	43		6			T,M,VP,SC	0		
41590	AMRITSAR GREATER	06/30/1982	Active	36	9	2	7	24.14%	29	1	2		2	T,VP,SC	11	90+ Days	
124234	Amritsar Mid Town	03/02/2015	Active	9	0	5	-5	-35.71%	14	3	2			N	P,M,VP,SC	18	90+ Days
144211	Amritsar Mission Fateh	12/31/2020	Active(1)	21	0	0	0	0.00%	21		3			M,VP,SC	17		
125984	Amritsar Paras Bandgi	12/08/2015	Active(2)	12	4	0	4	50.00%	8		3		2	T,M,VP,SC	24+	90+ Days	
58835	AMRITSAR REGENCY	11/06/1996	Active(2)	13	1	0	1	8.33%	26		2		3	T,M,VP,SC	24+	90+ Days	
147661	Amritsar Sewa Hi Bandgi Active	07/27/2021	Active(1)	13	1	2	-1	-7.14%	14	2	1			M,VP,SC	24+	90+ Days	
48449	AMRITSAR VISHAL	04/18/1988	Active	73	14	3	11	17.74%	55	1	1			VP,SC	1	90+ Days	\$3,012.88
49586	ANANDPUR SAHIB	06/06/1989	Active	28	0	3	-3	-9.68%	31	9	1			T,M,VP,SC	24+	90+ Days	
63158	BANGA CITY SMILE	05/09/2000	Active(2)	23	4	3	1	4.55%	24	6	0			N	VP,SC	20	90+ Days
53420	BANGA MEHAK	06/29/1992	Active	29	14	15	-1	-3.33%	30	19	0			VP,SC	18		\$2,006.58
132813	Banga Nischay	11/02/2017	Cancelled(8*)	0	1	17	-16	-100.00%	26	5	0		None	P,S,T,M,VP SC	9	90+ Days	
151907	Batala Action Serve	10/14/2022	Cancelled(8*)	0	4	39	-35	-100.00%	35	2	3		None	P,S,T,M,VP SC	N/R	90+ Days	
142054	Batala Fateh	07/06/2020	Active	37	0	0	0	0.00%	37		12		None	P,S,T,M,VP SC	24+	90+ Days	
115102	BATALA HARMAN	09/16/2011	Active	12	3	4	-1	-7.69%	15	8	6		10	T,M,VP,SC	N/R		
103552	BATALA LOTUS	09/05/2008	Active	49	6	8	-2	-3.92%	51	5	1		6	S,T,M,VP,SC	8	90+ Days	
120322	Batala Muskan	09/12/2013	Active(1)	28	7	5	2	7.69%	25	5	1			M,VP,SC	2	90+ Days	
117865	BATALA PRINCE	09/21/2012	Active	47	6	1	5	11.90%	45	1	6		4	S,T,M,VP,SC	19		
151866	Batala Sangam Serve	10/25/2022	Active(1)	30	5	3	2	7.14%	52	2	2			P,T,M,VP,SC	23	90+ Days	\$497.15
131187	Batala Sewa	06/12/2017	Active	214	11	3	8	3.88%	205	4	1		3	N	T,M,VP,SC	3	\$11,015.24
62673	BATALA SMILE	01/06/2000	Active	129	8	0	8	6.61%	122		1			N	P,T	3	\$5,006.84
56203	BEGOWAL	10/31/1994	Active	19	3	4	-1	-5.00%	20	3	1			P,M,VP,SC	5		\$1,000.30
125954	Begowal Diamond Bandgi	11/30/2015	Active	22	0	1	-1	-4.35%	23	6	5			N	P,T,M	7	\$1,000.30



Club Health Assessment for District 321 D through March 2025

			Status	Membership							Reports					Finance		LCIF
Club Number	Club Name	Charter Date		Current Member Count	YTD Members Added	YTD Members Dropped	YTD Net Growth	YTD Net Growth%	Member Count 12 Months Ago	Avg. length of service for dropped members	Months Since Last MMR ***	Yrs. Since Last Officer Report	President Rotation	Vice President Reported ****	Months Since Last Activity Report ***	Account Balance	Donations for current Fiscal Year	
			Number of times on status quo within last two years	If below 15 members appears					If net loss is greater than 20% appears		If no report in 3 months appears in	When more than one year appears in	Number of repeat terms		Notes the officers that do not have appears in an active	If no report at 12 months red		
117863	BEGOWAL PRINCE	09/21/2012	Status Quo(2)	29	14	0	14	93.33%	15		5				T,M,VP,SC	7	90+ Days	
149419	Begowal Royal Bandagi Diamond Active	12/30/2021	Active	5	1	0	1	25.00%	5		8				S,T,M,VP,SC	7	90+ Days	
149350	Begowal Royal Bandagi Star Active	01/05/2022	Active	200	194	0	194	3233.33%	6		0		2		M,VP,SC	N/R	90+ Days	
126476	Begowal Royal Bandgi	01/20/2016	Active	21	2	3	-1	-4.55%	23	2	0		2		T,M,VP,SC	5	90+ Days	\$10,548.62
149617	Begowal Royal Bandgi Silver Active	02/07/2022	Active	10	6	0	6	150.00%	7		0				P,M,VP,SC	7	90+ Days	\$3,000.88
149420	Begowal Royal Bandgi Smile Active	12/31/2021	Active	4	0	0	0	0.00%	6		3		2		P,T,M,VP,SC	8	90+ Days	
128384	Begowal Sewa	07/28/2016	Active	49	4	1	3	6.52%	46	7	1				VP,SC	7		\$3,382.57
123216	Bhogpur Vishwas	09/29/2014	Active	6	0	1	-1	-14.29%	6	8	5		6		T,M,VP,SC	24+	90+ Days	
123250	Bholath Vishwas	10/01/2014	Active(1)	44	10	3	7	18.92%	38	4	0			N	T,M,SC	8	90+ Days	\$2,000.60
95525	BILGA AASTHA	02/10/2006	Active	22	0	0	0	0.00%	30		1		2		P,M,VP,SC	18	90+ Days	
149327	Damtal Active	03/07/2022	Active(1)	5	0	0	0	0.00%	5		33	2	None		P,S,T,M,VP SC	N/R	90+ Days	
149298	Damtal Greater Active	03/07/2022	Active(1)	5	0	0	0	0.00%	5		33	1	None		P,S,T,M,VP SC	N/R	90+ Days	
149299	Damtal Main Active	03/07/2022	Active(1)	6	0	0	0	0.00%	6		33	1	None		P,S,T,M,VP SC	N/R	90+ Days	
45820	DASUYA GREATER	02/10/1986	Active(3)	13	13	13	0	0.00%	13	25	0			N	S,T,M,VP,SC	24+		
41594	DHARAMSALA	06/29/1982	Active	39	3	0	3	8.33%	41		0			N	M,SC	0		\$601.00
57853	DHARIWAL ROYAL	02/12/1996	Active	12	0	4	-4	-25.00%	16	7	6				P,M,VP,SC	N/R		
31678	GURDASPUR	02/04/1976	Active	12	0	1	-1	-7.69%	17	48	2				P,M,VP,SC	24+		
57518	GURDASPUR ROYAL	11/29/1995	Active(1)	31	0	0	0	0.00%	32		9	1	None		P,S,T,M,VP SC	24+	90+ Days	
84082	HARCHOWAL CHETNA	09/01/2004	Active(1)	9	0	0	0	0.00%	15		10	1	None		P,S,T,M,VP SC	N/R	90+ Days	
31400	HOSHIARPUR	11/13/1975	Active	39	0	1	-1	-2.50%	40	1	4			N	VP	7		
Exc Award (06/30/2023)																		
77714	HOSHIARPUR ACTION	10/23/2003	Active	16	2	0	2	14.29%	16		8				M,VP,SC	8	90+ Days	
139360	Hoshiarpur Classic	09/03/2019	Active	18	0	2	-2	-10.00%	20	5	5				M,VP,SC	19		
109008	HOSHIARPUR PREET	08/02/2010	Active	20	0	0	0	0.00%	20		18		None		P,S,T,M,VP SC	20	90+ Days	



Club Health Assessment for District 321 D through March 2025

			Status	Membership							Reports					Finance		LCIF
Club Number	Club Name	Charter Date		Current Member Count	YTD Members Added	YTD Members Dropped	YTD Net Growth	YTD Net Growth%	Member Count 12 Months Ago	Avg. length of service for dropped members	Months Since Last MMR ***	Yrs. Since Last Officer Report	President Rotation	Vice President Reported ****	Months Since Last Activity Report ***	Account Balance	Donations for current Fiscal Year	
			Number of times on status quo within last two years	If below 15 members appears				If net loss is greater than 20% appears			If no report in 3 months appears in	When more than one year appears in	Number of repeat terms		Notes the officers that do not have an active	If no report at 12 months appears in red		
117864	HOSHIARPUR PRINCE	09/21/2012	Active(1)	14	3	5	-2	-12.50%	30	2	0				M,VP,SC	8	90+ Days	
148356	Hoshiarpur Samarpan Active	12/10/2021	Active	13	20	34	-14	-51.85%	25	2	0		2	N	M	0	90+ Days	\$2,012.58
147662	Hoshiarpur Sargun Active	07/27/2021	Active	7	0	0	0	0.00%	9		9		4		M,VP,SC	7	90+ Days	
125029	Hoshiarpur Vishwas	06/09/2015	Active	21	4	1	3	16.67%	18	4	6				VP,SC	2		
25942	JALANDHAR	05/08/1963	Active	121	10	40	-30	-19.87%	146	11	0			N	SC	3		\$1,257.86
52554	JALANDHAR CANTONMENT CENTRAL	02/19/1992	Active	14	1	3	-2	-12.50%	16	16	2		2		S,VP,SC	24+	90+ Days	
51012	JALANDHAR CENTRAL	10/17/1990	Active	19	2	0	2	11.76%	25		6		2		P,M,VP,SC	24+	90+ Days	
58350	JALANDHAR CROWN	05/29/1996	Active	18	0	0	0	0.00%	18		5		2		T,M,VP,SC	3	90+ Days	
53841	JALANDHAR EAST	11/23/1992	Active	12	0	8	-8	-40.00%	20	15	1				P,VP,SC	14	90+ Days	
141987	Jalandhar Fateh	07/06/2020	Active(2)	26	3	0	3	13.04%	30		2			R	SC	N/R	90+ Days	
64935	JALANDHAR GRACE	01/15/2002	Active(1)	11	0	1	-1	-8.33%	12	2	3				M,VP,SC	24+	90+ Days	
54098	JALANDHAR INVESTORS	02/16/1993	Active	9	1	0	1	12.50%	6		1				S,M,VP,SC	24+		\$24.80
132284	Jalandhar Kings	07/25/2017	Cancelled(8*)	0	0	8	-8	-100.00%	12	12	3		None		P,S,T,M,VP SC	24+	90+ Days	
55716	JALANDHAR POOJA	05/17/1994	Active	10	0	4	-4	-28.57%	15	10	0		10		T,VP	20		
115206	JALANDHAR SARTAJ	09/28/2011	Active	12	0	6	-6	-33.33%	20	6	4				M,VP,SC	3		
45821	JALANDHAR SEWAK	02/10/1986	Active	26	4	20	-16	-38.10%	38	11	1				M,VP,SC	5		\$2,000.60
142297	Jalandhar Swarn	07/20/2020	Active	7	0	0	0	0.00%	7		14		5		M,VP,SC	N/R		
141989	Jalandhar Vishwas	07/01/2020	Active(2)	8	0	0	0	0.00%	8		10		2		T,M,VP,SC	N/R	90+ Days	
67317	JAMMU R S PURA	02/28/2003	Cancelled(8*)	0	0	17	-17	-100.00%	41	13	11		None		P,S,T,M,VP SC	24+	90+ Days	
108858	JANDIALA GREATER	09/14/2010	Active(1)	19	0	0	0	0.00%	19		1		None		P,S,T,M,VP SC	20	90+ Days	
101749	KAHNUWAN DIAMOND	05/20/2008	Active(2)	18	0	0	0	0.00%	18		9		5	N	SC	24+	90+ Days	
142754	Kahnuwan Fateh	09/15/2020	Active	9	0	1	-1	-10.00%	10	4	8				T,M,VP,SC	19	90+ Days	
66930	KAHNUWAN GAURAV	12/11/2002	Active(1)	16	0	0	0	0.00%	16		19				P,S,T,M,VP SC	24+	90+ Days	
33471	KAPURTHALA	03/14/1977	Active(2)	11	0	0	0	0.00%	11		6				M,VP,SC	N/R	90+ Days	
92339	KAPURTHALA ESTATE	12/16/2005	Active(1)	8	1	0	1	14.29%	11		1		5	R	M,SC	N/R	90+ Days	



Club Health Assessment for District 321 D through March 2025

			Status	Membership							Reports					Finance		LCIF
Club Number	Club Name	Charter Date		Current Member Count	YTD Members Added	YTD Members Dropped	YTD Net Growth	YTD Net Growth%	Member Count 12 Months Ago	Avg. length of service for dropped members	Months Since Last MMR ***	Yrs. Since Last Officer Report	President Rotation	Vice President Reported ****	Months Since Last Activity Report ***	Account Balance	Donations for current Fiscal Year	
			Number of times on status quo within last two years	If below 15 members appears				If net loss is greater than 20% appears			If no report in 3 months appears in	When more than one year appears in	Number of repeat terms	Notes the officers that do not have appears in an active	If no report at 12 months red			
125846	Kapurthala Friends Bandgi	11/02/2015	Active	29	1	0	1	3.57%	33		2			N	S,M,VP,SC	19	90+ Days	
68950	KAPURTHALA GOLD	06/18/2003	Cancelled(8*)	0	0	19	-19	-100.00%	19	14	15	1	None		P,S,T,M,VP SC	24+	90+ Days	
44262	KAPURTHALA GREATER	09/04/1984	Cancelled(8*)	0	0	13	-13	-100.00%	13	11	3	1	None		P,S,T,M,VP SC	24+	90+ Days	
120812	Kapurthala Muskan	11/26/2013	Active(2)	4	0	7	-7	-63.64%	11	11	3		7		M,VP,SC	N/R	90+ Days	
39472	KARTARPUR	02/19/1981	Active	46	1	1	0	0.00%	48	5	3			N	S,M,VP,SC	19	90+ Days	
37724	LEH	11/06/1979	Active(1)	34	0	0	0	0.00%	35		10			N	P,T,M,VP,SC	N/A		
126405	Mehtiana Gold Bandgi	12/29/2015	Active(1)	15	4	0	4	36.36%	16		1				T,M,VP,SC	19	90+ Days	
56368	MUKANDPUR	12/28/1994	Active	22	1	2	-1	-4.35%	23	9	0			N	VP,SC	8	90+ Days	
147947	Mukandpur Active	10/18/2021	Active	11	1	4	-3	-21.43%	19	2	1				P,VP,SC	12		\$1,197.96
142787	Nadala Vishwas	09/15/2020	Active(2)	17	17	16	1	6.25%	16	4	0				P,M,VP,SC	N/R		
134717	Nakodar	05/22/2018	Active	22	0	0	0	0.00%	23		6				P,M,VP,SC	14	90+ Days	
50104	NAKODAR GREATER	01/18/1990	Active(1)	22	0	0	0	0.00%	24		9				M,VP,SC	19	90+ Days	
142057	Nangal Fateh	07/06/2020	Active(1)	8	0	0	0	0.00%	5		11				M,VP,SC	N/R	90+ Days	
147891	Nawanshahr Active	08/13/2021	Active	15	7	2	5	50.00%	15	4	0				M,VP	0	90+ Days	\$3,000.88
125847	Nawanshahr Gold Bandgi	10/08/2015	Active(1)	22	22	22	0	0.00%	22	5	2		3		M,VP,SC	N/R		
66893	NURMAHAL CITY	11/22/2002	Active	31	5	2	3	10.71%	28	6	1				M,VP,SC	2		
144489	Nurmahal Dream	12/31/2020	Active(2)	9	0	0	0	0.00%	9		16	1	None		P,S,T,M,VP SC	N/A	90+ Days	
144442	Nurmahal Fateh	12/31/2020	Active	26	0	0	0	0.00%	26		6				T,M,VP,SC	4	90+ Days	
66892	NURMAHAL GAURAV	11/22/2002	Active	32	0	0	0	0.00%	32		0				P,T,M,VP,SC	2	90+ Days	
128830	Nurpur Bedi Sewa	09/20/2016	Cancelled(8*)	0	0	5	-5	-100.00%	5	7	3	1	None		P,S,T,M,VP SC	24+	90+ Days	
31902	PATHANKOT	03/19/1976	Active	139	3	9	-6	-4.14%	174	10	2			N	P,VP,SC	1	90+ Days	\$5,618.45
149235	Pathankot Aradhya	03/07/2022	Active(1)	5	0	0	0	0.00%	5		33	1	None		P,S,T,M,VP SC	N/R	90+ Days	
149328	Pathankot Bharat Active	03/07/2022	Active(1)	6	0	0	0	0.00%	6		33	1	None		P,S,T,M,VP SC	N/A	90+ Days	
129253	Pathankot Fortune	10/25/2016	Active(1)	6	0	0	0	0.00%	6		35	1	None		P,S,T,M,VP SC	24+	90+ Days	
54100	PATHANKOT GREATER	02/16/1993	Active	103	20	8	12	13.19%	114	4	0			N	M	0		\$9,380.04



Club Health Assessment for District 321 D through March 2025

			Status	Membership							Reports					Finance		LCIF
Club Number	Club Name	Charter Date		Current Member Count	YTD Members Added	YTD Members Dropped	YTD Net Growth	YTD Net Growth%	Member Count 12 Months Ago	Avg. length of service for dropped members	Months Since Last MMR ***	Yrs. Since Last Officer Report	President Rotation	Vice President Reported ****	Months Since Last Activity Report ***	Account Balance	Donations for current Fiscal Year	
			Number of times on status quo within last two years	If below 15 members appears				If net loss is greater than 20% appears			If no report in 3 months appears in	When more than one year appears in	Number of repeat terms	Notes the officers that do not have an active	If no report at 12 months appears in red			
149323	Pathankot Ingenious Active	03/07/2022	Active(1)	8	0	0	0	0.00%	8		33	1	None	P,S,T,M,VP SC	N/R	90+ Days		
149536	Pathankot Muskan Active	03/07/2022	Active(1)	6	0	0	0	0.00%	6		33	1	None	P,S,T,M,VP SC	N/R	90+ Days		
149237	Pathankot Roam Active	03/07/2022	Active(1)	6	0	0	0	0.00%	6		33	2	None	P,S,T,M,VP SC	N/R	90+ Days		
59685	PATHANKOT SERVICE	06/16/1997	Active	50	3	0	3	6.38%	50		1			S,T,M,VP,SC	0		\$5,025.46	
152683	Pathankot Smile Serve	10/03/2022	Active	31	5	2	3	10.71%	25	1	1			M,VP,SC	3			
	Exc Award (06/30/2023)																	
139320	Pathankot Star	08/27/2019	Active	28	9	8	1	3.70%	27	4	0			S,M,VP,SC	3	90+ Days	\$3,899.37	
142455	Phagwara	08/13/2020	Active	29	0	0	0	0.00%	29		8			T,M,VP,SC	19	90+ Days		
140255	Phagwara City	01/09/2020	Active(1)	22	12	8	4	22.22%	25	3	1			S,T,M,VP,SC	6		\$2,018.57	
101754	PHAGWARA DIAMOND	05/19/2008	Active(1)	13	0	2	-2	-13.33%	15	7	3			T,M,VP,SC	19			
143205	Phagwara Fateh	12/28/2020	Active(2)	4	1	3	-2	-33.33%	12	2	2			S,M,VP,SC	N/R	90+ Days		
68949	PHAGWARA GOLD	06/18/2003	Active(1)	27	0	0	0	0.00%	28		7			P,T,M,VP,SC	19	90+ Days		
118042	PHAGWARA HARMONY	10/17/2012	Active(1)	7	0	3	-3	-30.00%	10	5	0			VP,SC	24+	90+ Days		
136551	Phagwara Kanwar	10/23/2018	Active(2)	8	4	0	4	100.00%	4		2		5	N	T,M,VP,SC	24+	90+ Days	
106507	PHAGWARA KINGS	08/31/2009	Active(2)	7	0	5	-5	-41.67%	14	2	3			S,M,VP,SC	24+	90+ Days		
61150	PHAGWARA KOHINOOR	09/25/1998	Cancelled(8*)	0	0	30	-30	-100.00%	30	9	3	1	None	P,S,T,M,VP SC	24+	90+ Days		
57688	PHAGWARA ROYAL	12/19/1995	Active	36	15	0	15	71.43%	20		0			T,M,VP,SC	24+	90+ Days		
151739	Phagwara Serve	07/11/2022	Cancelled(8*)	0	0	18	-18	-100.00%	18	4	3		None	P,S,T,M,VP SC	18	90+ Days		
55447	PHAGWARA SERVICE	03/22/1994	Active(1)	26	1	15	-14	-35.00%	40	5	2			P,S,M,VP,SC	7	90+ Days		
63274	PHAGWARA SMILE	06/06/2000	Active(2)	20	6	0	6	42.86%	14		0		2	N		17	90+ Days	
151826	Phagwara Star Serve	08/18/2022	Active(3)	5	0	0	0	0.00%	10		9	1	None	P,S,T,M,VP SC	18	90+ Days		
123154	Phagwara Vishwas	09/19/2014	Active	24	13	0	13	118.18%	28		0			P,T,M,VP,SC	20	90+ Days		
107198	PHILLIAUR RAJ	01/08/2010	Active(2)	6	0	0	0	0.00%	6		15	1	None	P,S,T,M,VP SC	24+	90+ Days		
77538	QADIAN ACTION	09/04/2003	Active(1)	10	0	0	0	0.00%	10		10			T,M,VP,SC	24+	90+ Days		
57442	QADIAN ROYAL	10/10/1995	Active(1)	10	0	0	0	0.00%	10		5			T,M,VP,SC	15			



Club Health Assessment for District 321 D through March 2025

			Status	Membership							Reports					Finance		LCIF
Club Number	Club Name	Charter Date		Current Member Count	YTD Members Added	YTD Members Dropped	YTD Net Growth	YTD Net Growth%	Member Count 12 Months Ago	Avg. length of service for dropped members	Months Since Last MMR ***	Yrs. Since Last Officer Report	President Rotation	Vice President Reported ****	Months Since Last Activity Report ***	Account Balance	Donations for current Fiscal Year	
			Number of times on status quo within last two years	If below 15 members appears				If net loss is greater than 20% appears			If no report in 3 months appears in	When more than one year appears in	Number of repeat terms	Notes the officers that do not have an active	If no report at 12 months appears in red			
129186	Raja Sahib Sewa	10/19/2016	Active(1)	24	0	0	0	0.00%	24		11			P,M,VP,SC	2	90+ Days		
108863	RAYYA BEAS KNIGHTS	09/14/2010	Active(2)	48	0	0	0	0.00%	48		3		2	M,VP,SC	20	90+ Days		
61892	REHANA JATTAN KOHINOOR	05/07/1999	Active	6	0	0	0	0.00%	6		11		4	M,VP,SC	16			
38732	SAMBA	06/09/1980	Active	27	0	0	0	0.00%	28		9			M,VP,SC	24+	90+ Days		
112151	SUJANPUR HARMAN	09/06/2011	Active	40	0	0	0	0.00%	41		7		2	P,T,M,VP,SC	12	90+ Days	\$718.78	
148377	Sujanpur Main Active	09/21/2021	Active	95	10	6	4	4.40%	90	2	3			N	T,M,VP,SC	0	\$2,024.56	
63329	SULTANPUR LODHI	06/19/2000	Active	47	1	0	1	2.17%	50		8			N	SC	2		
124503	Sultanpur Lodhi Central Campus	04/03/2015	Active(1)	15	0	0	0	0.00%	15		15	1	None	P,S,T,M,VP SC	N/R	90+ Days		
103439	SULTANPUR LODHI CITY	08/14/2008	Cancelled(8*)	0	0	27	-27	-100.00%	27	10	3	1	None	P,S,T,M,VP SC	24+	90+ Days		
66928	SULTANPUR LODHI GAURAV	12/11/2002	Active	60	2	18	-16	-21.05%	77	8	6			M,VP,SC	17			
124352	Sultanpur Lodhi Harman Campus	03/24/2015	Active(2)	22	1	0	1	4.76%	3		3			N	T,M,VP,SC	N/R	90+ Days	
123585	Sultanpur Lodhi Original	11/10/2014	Active	17	0	0	0	0.00%	17		2			P,T,M,VP,SC	24+	90+ Days		
117862	SULTANPUR LODHI PRINCE	09/21/2012	Active	14	0	0	0	0.00%	22		9			S,T,M,VP,SC	N/R			
57474	SULTANPUR LODHI ROYAL	11/07/1995	Active	24	0	0	0	0.00%	24		9		3	M,VP,SC	24+	90+ Days		
101748	SULTANPUR LOHDI PLATINUM	05/20/2008	Cancelled(8*)	0	0	6	-6	-100.00%	6	7	3	1	None	P,S,T,M,VP SC	24+	90+ Days		
143017	Tanda Fateh	12/28/2020	Active(1)	36	6	2	4	12.50%	30	0	2			N	M,SC	2	90+ Days	
67000	TANDA GOURAV	12/30/2002	Active(1)	46	1	2	-1	-2.13%	48	9	2			VP,SC	11	90+ Days		
115766	TANDA HARMAN	12/29/2011	Active	45	17	7	10	28.57%	36	3	2			N	T,M,SC	3	90+ Days	
89481	UDHAMPUR AASTHA	10/21/2005	Active	19	0	0	0	0.00%	19		12			T,M,VP,SC	24+	90+ Days	\$1,000.30	
104418	UDHANWAL GAURAV	01/15/2009	Active(1)	11	0	0	0	0.00%	11		3		None	P,S,T,M,VP SC	N/R	90+ Days		

Clubs Cancelled Previous Fiscal Year – Clubs Cancelled within last 12 months may be reinstated

Club Number	Club Name	Charter Date	Current Status*	Cancellation Date
151383	Batala Jot Active	06/24/2022	Cancelled(8*)	12/29/2023



Club Health Assessment for District 321 D through March 2025

INTERNATIONAL

Club Number	Club Name	Charter Date	Status	Membership								Reports					Finance		LCIF	
				Current Member Count	YTD Members Added	YTD Members Dropped	YTD Net Growth	YTD Net Growth%	Member Count 12 Months Ago	Avg. length of service for dropped members	Months Since Last MMR ***	Yrs. Since Last Officer Report	President Rotation	Vice President Reported ****	Months Since Last Activity Report ***	Account Balance	Donations for current Fiscal Year			
			Number of times on status quo within last two years	If below 15 members appears				If net loss is greater than 20% appears			If no report in 3 months appears in	When more than one year appears in	Number of repeat terms	Notes the officers that do not have an active	If no report at 12 months appears in red					
142623	Begowal Fateh	09/15/2020	Cancelled(8*)	06/29/2024																
149351	Begowal Royal Bandgi Gold Active	12/30/2021	Cancelled(8*)	12/29/2023																
51001	GARHSHANKAR	10/15/1990	Cancelled(8*)	06/29/2024																
149512	Goindwal Sahib	03/07/2022	Cancelled(8*)	12/29/2023																
149439	Jalandhar Happy	01/17/2022	Cancelled(8*)	12/29/2023																
150767	Mehta Chowk Active	06/20/2022	Cancelled(8*)	12/29/2023																
154711	Qadian Serve	06/20/2023	Cancelled(8*)	01/29/2024																
149648	Shahkot Active	03/07/2022	Cancelled(8*)	12/29/2023																
142451	Tarn Taran Fateh	07/29/2020	Cancelled(8*)	08/29/2023																
Current Total Clubs Count	YTD New Clubs Count	YTD Cancelled Clubs Count	YTD Net Club Gain	Current Total Members Count	YTD Add	YTD Drop	YTD Net Growth	YTD Net Growth %	Member Count 12 Months Ago	Average Member Count Per Club	% of Clubs with less than 20 members	% No MMR in 3 Months	% No Officer Report in 12 Months	% of Clubs with balance 90+ days	Number of Clubs in Status Quo	% Status Quo Clubs in Financial Suspension	Number of Cancelled Clubs	Average Cancelled Club Age	Members Lost Due to Cancellation	% of Clubs Cancelled for Non-Financial Reasons
150	11	14	-3	4,109	950	802	148	3.74%	4,201	27	47%	55%	10%	70%	2	100%	14	16	262	-71%

* - P - Priority Club. Cancellation Reasons: 1-Objectives/conduct, 2-Non-active club, 5-Non-existing club, 6-Disbanding, 7-Merger, 8-Financial Suspension, 9-District/Multiple District Dues.

** - Abbreviation: P-President, S-Secretary, T-Treasurer, M-Member Chairperson, VP-First Vice President, MC-Communications Chairperson, SC-Service Chairperson

*** - Abbreviation: N/R - Never reported using the Lions Clubs website, N/A - Not applicable, No password registered for the Lions Clubs website.

**** - Abbreviation: N - New, IP - Immediate Past, R - Repeat.



Club Health Assessment for District 321 E through March 2025

			Status	Membership						Reports					Finance		LCIF
Club Number	Club Name	Charter Date		Current Member Count	YTD Members Added	YTD Members Dropped	YTD Net Growth	YTD Net Growth%	Member Count 12 Months Ago	Avg. length of service for dropped members	Months Since Last MMR ***	Yrs. Since Last Officer Report	President Rotation	Vice President Reported ****	Months Since Last Activity Report ***	Account Balance	Donations for current Fiscal Year
			Number of times on status quo within last two years	If below 15 members appears				If net loss is greater than 20% appears			If no report in 3 months appears in	When more than one year appears in	Number of repeat terms	Notes the officers that do not have an active	If no report at 12 months red		
Clubs less than two years old																	
155616	Allahabad Legal Eagles	08/28/2023	Active(2)	20	0	0	0	0.00%	20		19	1	None	P,S,T,M,VP SC	N/R		
154063	Ambedkar Nagar	04/04/2023	Active(2)	20	0	0	0	0.00%	20		16		3	M,VP,SC	N/R		
155206	Banaras	07/20/2023	Active	16	4	8	-4	-20.00%	22	1	1			N SC	0		
155277	Jayant Urjadhani	07/25/2023	Cancelled(8*)	0	0	21	-21	-100.00%	21	2	0		None	P,S,T,M,VP SC	N/A	90+ Days	
155019	Kashi	07/12/2023	Active	24	0	0	0	0.00%	21		6			P,M,VP,SC	3	90+ Days	\$1,000.30
157092	Nigahi Excellent	02/05/2024	Active(1)	19	21	22	-1	-5.00%	20	1	0		3	N	N/R		
155511	Prayagraj Chiraag	08/28/2023	Active(1)	12	2	10	-8	-40.00%	20	1	8			T,M,VP,SC	2		
155179	Prayagraj Elite	07/13/2023	Active	20	0	1	-1	-4.76%	21	1	3			N	6		\$886.49
157059	Prayagraj Kumbh City	01/10/2024	Active	24	6	2	4	20.00%	20	1	0			T,M,VP,SC	0		
157412	Prayagraj Rajput	02/29/2024	Active(2)	20	0	0	0	0.00%	20		13		None	P,S,T,M,VP SC	N/A		
154609	Prayagraj Royal	06/08/2023	Active	21	0	0	0	0.00%	20		9	1	None	P,S,T,M,VP SC	17		\$2,000.02
Exc Award (06/30/2024)																	
172295	Prayagraj Shiva	06/26/2024	Active	20	0	0	0	0.00%	0		9		2	M,VP,SC	N/R	90+ Days	
174889	SIDHI	08/28/2024	Active	20	20	0	20	100.00%	0		7			M,VP,SC	N/A	90+ Days	
155178	Singrauli Pride	07/19/2023	Active(1)	32	4	1	3	10.34%	23	1	0		2	R	4		
157067	Singrauli Urjanchal	01/15/2024	Active(1)	20	20	20	0	0.00%	20	1	0		2	N	N/A		
175334	Sultanpur Elite	08/26/2024	Active	24	24	0	24	100.00%	0		7			M,VP,SC	N/R		
176003	Varanasi Diamond	08/27/2024	Active	26	26	0	26	100.00%	0		7			M,VP,SC	N/R	90+ Days	
178146	Varanasi Eagle	08/29/2024	Active	20	20	0	20	100.00%	0		7			M,VP,SC	N/R		
155024	Varanasi Godavari	07/26/2023	Cancelled(8*)	0	0	20	-20	-100.00%	20	2	3	1	None	P,S,T,M,VP SC	N/R	90+ Days	
178311	Varanasi Yuva	09/06/2024	Active	20	20	0	20	100.00%	0		6			S,M,VP,SC	0		
155594	Waidhan	08/14/2023	Active(1)	20	20	20	0	0.00%	20	1	0			N S	N/R		
156004	Waidhan Kanha	09/29/2023	Active(1)	20	20	20	0	0.00%	20	1	0		2	N	N/R		
Clubs more than two years old																	



Club Health Assessment for District 321 E through March 2025

			Status	Membership							Reports					Finance		LCIF
Club Number	Club Name	Charter Date		Current Member Count	YTD Members Added	YTD Members Dropped	YTD Net Growth	YTD Net Growth%	Member Count 12 Months Ago	Avg. length of service for dropped members	Months Since Last MMR ***	Yrs. Since Last Officer Report	President Rotation	Vice President Reported ****	Months Since Last Activity Report ***	Account Balance	Donations for current Fiscal Year	
			Number of times on status quo within last two years	If below 15 members appears				If net loss is greater than 20% appears			If no report in 3 months appears in	When more than one year appears in	Number of repeat terms	Notes the officers that do not have an active	If no report at 12 months appears in red			
25961	ALLAHABAD	09/14/1963	Active	55	0	5	-5	-8.33%	56	4	2			N	VP	0		\$1,300.12
	Exc Award (06/30/2017, 06/30/2019, 06/30/2020)																	
125094	Allahabad Aaditya	06/09/2015	Active	3	0	0	0	0.00%	3		14		3		M,VP,SC	20		
	Exc Award (06/30/2023)																	
128361	Allahabad Aakash	08/04/2016	Active	25	4	0	4	19.05%	21		7				T,M,VP,SC	1		
	Exc Award (06/30/2019, 06/30/2021, 06/30/2020)																	
49383	ALLAHABAD ADARSH	04/04/1989	Active	21	0	0	0	0.00%	23		9		2		M,VP,SC	17		\$1,988.79
	Exc Award (06/30/2020, 06/30/2023, 06/30/2020)																	
59188	ALLAHABAD ANGELS	03/03/1997	Active	57	4	7	-3	-5.00%	62	10	3			N		0		\$1,000.01
	Exc Award (06/30/2017, 06/30/2019, 06/30/2020)																	
60609	ALLAHABAD ANUBHAV	04/06/1998	Active	17	0	0	0	0.00%	20		6			R	P	8		
	Exc Award (06/30/2023)																	
147407	Allahabad Anupam	07/07/2021	Active	46	6	0	6	15.00%	40		7				P,S,T,M,VP SC	8		\$2,000.31
	Exc Award (06/30/2022, 06/30/2023)																	
115343	ALLAHABAD ARUNIMA	10/20/2011	Active	24	2	0	2	9.09%	31		3			N	T,VP	4		
	Exc Award (06/30/2022)																	
128440	Allahabad Ashok	08/04/2016	Active	28	0	0	0	0.00%	33		9		3		M,VP,SC	0		
	Exc Award (06/30/2020, 06/30/2022, 06/30/2020)																	
51013	ALLAHABAD CANTT	10/19/1990	Active	30	2	0	2	7.14%	36		5			N	M,VP,SC	5		
	Exc Award (06/30/2019, 06/30/2020, 06/30/2020)																	
36259	ALLAHABAD CENTRAL	11/03/1978	Active	19	3	2	1	5.56%	21	4	3				P,VP	0		
	Exc Award (06/30/2020, 06/30/2024)																	
49039	ALLAHABAD CITY	11/22/1988	Active	124	2	0	2	1.64%	116		3			N	SC	0		\$7,001.52
	Exc Award (06/30/2020, 06/30/2021, 06/30/2020)																	
110874	ALLAHABAD CLASSIC	04/19/2011	Active	21	0	0	0	0.00%	25		8			R	T,VP	13		\$781.07
	Exc Award (06/30/2021, 06/30/2022)																	
49956	ALLAHABAD EVES	11/13/1989	Active	19	4	4	0	0.00%	20	13	3				P,S,M,VP,SC	24+		
	Exc Award (06/30/2019, 06/30/2020, 06/30/2020)																	
76037	ALLAHABAD GANGA	06/30/2003	Active(1)	10	2	0	2	25.00%	9		3		None		P,S,T,M,VP SC	14	90+ Days	



Club Health Assessment for District 321 E through March 2025

			Status	Membership							Reports					Finance		LCIF
Club Number	Club Name	Charter Date		Current Member Count	YTD Members Added	YTD Members Dropped	YTD Net Growth	YTD Net Growth%	Member Count 12 Months Ago	Avg. length of service for dropped members	Months Since Last MMR ***	Yrs. Since Last Officer Report	President Rotation	Vice President Reported ****	Months Since Last Activity Report ***	Account Balance	Donations for current Fiscal Year	
			Number of times on status quo within last two years	If below 15 members appears					If net loss is greater than 20% appears			If no report in 3 months appears in	When more than one year appears in	Number of repeat terms	Notes the officers that do not have an active	If no report at 12 months appears in red		
Exc Award (06/30/2019, 06/30/2020, 06/30/2025962	ALLAHABAD GREATER	06/14/1968	Active	35	2	1	1	2.94%	34	5	7		2	T,M,VP,SC	6			
Exc Award (06/30/2017, 06/30/2020, 06/30/20125129	Allahabad Paawan Ganga	06/12/2015	Active	58	2	0	2	3.57%	54		1			M,VP,SC	8		\$3,000.32	
Exc Award (06/30/2017, 06/30/2020, 06/30/20112042	ALLAHABAD SANGAM	08/12/2011	Active	52	0	0	0	0.00%	51		8			T,M,VP,SC	2		\$2,000.60	
Exc Award (06/30/2017, 06/30/2022, 06/30/2065017	AMLORI	02/27/2002	Active	33	3	0	3	10.00%	30		6			N M	5			
Exc Award (06/30/2020, 06/30/2023, 06/30/20136906	Azamgarh	12/11/2018	Active	17	0	2	-2	-10.53%	22	5	3		2	P,T,M,VP,SC	20			
Exc Award (06/30/2022, 06/30/2023)																		
136546	Ballia Society	10/10/2018	Active	43	0	1	-1	-2.27%	42	2	0			N M,SC	2			
Exc Award (06/30/2020, 06/30/2021, 06/30/2046981	BHADOHI VARUNA	02/23/1987	Active	36	0	0	0	0.00%	37		9		2	R P,M	2			
Exc Award (06/30/2016, 06/30/2021, 06/30/2058521	FAIZABAD AWADH	06/30/1996	Active(1)	26	26	26	0	0.00%	26	12	0		2	N T,M,VP	24+			
Exc Award (06/30/2023)																		
148413	Gorakhpur Goraksh	10/13/2021	Active	11	1	0	1	10.00%	10		5			S,T,M,VP,SC	20	90+ Days		
40468	GORAKHPUR RAPTI	10/06/1981	Cancelled(8*)	0	0	13	-13	-100.00%	13	8	3		None	P,S,T,M,VP SC	20	90+ Days		
Exc Award (06/30/2022)																		
140664	Gorakhpur Universe	01/14/2020	Active	37	4	0	4	12.12%	35		0			N T,VP	1		\$2,932.39	
Exc Award (06/30/2022, 06/30/2023, 06/30/2038880	GORAKHPUR VISHAL	08/12/1980	Active	32	4	0	4	14.29%	28		0			N P,M,VP,SC	6			
Exc Award (06/30/2020)																		
56712	GYANPUR	03/28/1995	Active	25	0	0	0	0.00%	25		10			N P	6		\$1,000.30	
Exc Award (06/30/2020, 06/30/2021)																		
45215	JAUNPUR	06/30/1985	Active	75	6	2	4	5.63%	55	10	0			N VP	0		\$2,880.52	
Exc Award (06/30/2016, 06/30/2020, 06/30/2051583	JAUNPUR GOMTI	04/24/1991	Active	64	4	4	0	0.00%	68	4	3			N T,M,SC	0		\$2,100.63	



Club Health Assessment for District 321 E through March 2025

			Status	Membership							Reports					Finance		LCIF
Club Number	Club Name	Charter Date		Current Member Count	YTD Members Added	YTD Members Dropped	YTD Net Growth	YTD Net Growth%	Member Count 12 Months Ago	Avg. length of service for dropped members	Months Since Last MMR ***	Yrs. Since Last Officer Report	President Rotation	Vice President Reported ****	Months Since Last Activity Report ***	Account Balance	Donations for current Fiscal Year	
			Number of times on status quo within last two years	If below 15 members appears				If net loss is greater than 20% appears			If no report in 3 months appears in	When more than one year appears in	Number of repeat terms	Notes the officers that do not have an active	If no report at 12 months appears in red			
Exc Award (06/30/2017, 06/30/2020, 06/30/2023)			Active	49	1	0	1	2.08%	48		3			N	T,M,SC	5	\$1,000.01	
139620 Jaunpur Kshitij 08/29/2019																		
Exc Award (06/30/2022, 06/30/2023)																		
119583 Jaunpur Pawan 06/10/2013																		
Exc Award (06/30/2020, 06/30/2023)																		
154061 Jaunpur Royal 03/31/2023			Active(1)	16	0	0	0	0.00%	20		9		IP	M,SC	24+	90+ Days		
84696 JAUNPUR SURAJ 01/13/2005																		
Exc Award (06/30/2020, 06/30/2023, 06/30/2024)																		
141811 Mau 06/20/2020																		
Exc Award (06/30/2023)																		
26002 MIRZAPUR 10/23/1973			Active	147	6	1	5	3.52%	145	7	0		N	M,SC	0	\$3,000.90		
Exc Award (06/30/2020, 06/30/2022, 06/30/2024)																		
51689 MORWA 05/28/1991																		
Exc Award (06/30/2020, 06/30/2022, 06/30/2024)																		
126428 Obra Gaurav 01/21/2016																		
139622 Pratapgarh Avadh 09/03/2019			Active	59	0	0	0	0.00%	58		8		R	S,T,M,VP	3	\$100.03		
Exc Award (06/30/2020, 06/30/2022, 06/30/2024)																		
55207 PRATAPGARH GAURAV 01/13/1994																		
Exc Award (06/30/2016, 06/30/2019, 06/30/2024)																		
55208 PRATAPGARH HARSHA 01/13/1994																		
Exc Award (06/30/2016, 06/30/2020, 06/30/2024)			Active(1)	9	0	2	-2	-18.18%	16	2	4		N	T,M,VP,SC	22			
133900 Pratapgarh Shakti 04/05/2018																		
Exc Award (06/30/2023)																		
143072 Prayagraj Aanandit 09/28/2020																		
138781 Prayagraj Gaurav 07/18/2019																		
Exc Award (06/30/2020, 06/30/2021, 06/30/2024)			Active	26	0	0	0	0.00%	26		10			P,T,M,VP,SC	19			
139412 Prayagraj Jhilmil 10/09/2019																		
Exc Award (06/30/2020, 06/30/2021, 06/30/2024)																		



Club Health Assessment for District 321 E through March 2025

			Status	Membership						Reports					Finance	LCIF	
Club Number	Club Name	Charter Date		Current Member Count	YTD Members Added	YTD Members Dropped	YTD Net Growth	YTD Net Growth%	Member Count 12 Months Ago	Avg. length of service for dropped members	Months Since Last MMR ***	Yrs. Since Last Officer Report	President Rotation	Vice President Reported ****	Months Since Last Activity Report ***	Account Balance	Donations for current Fiscal Year
			Number of times on status quo within last two years	If below 15 members appears				If net loss is greater than 20% appears			If no report in 3 months appears in	When more than one year appears in	Number of repeat terms	Notes the officers that do not have an active	If no report at 12 months appears in red		
142594	Prayagraj Rainbow	08/13/2020	Active	31	2	0	2	6.90%	32		6			N	S,M,VP,SC	6	
	Exc Award (06/30/2022, 06/30/2023)																
144720	Prayagraj Shreshth	12/30/2020	Active	17	0	6	-6	-26.09%	22	4	3				P,S,T,M,VP SC	17	
	Exc Award (06/30/2022, 06/30/2023)																
26013	RENUKOOT	12/20/1970	Active	80	4	3	1	1.27%	93	7	1		2		M,VP,SC	1	\$702.00
	Exc Award (06/30/2022)																
31402	RENUSAGAR	11/07/1975	Active	28	0	6	-6	-17.65%	43	7	3			N	SC	7	
	Exc Award (06/30/2016, 06/30/2020, 06/30/2023)																
31514	ROBERTSGANJ	12/18/1975	Active	50	5	0	5	11.11%	45		1			N	VP	2	\$1,491.45
	Exc Award (06/30/2017, 06/30/2019, 06/30/2023)																
43275	ROBERTSGANJ KAIMOORE	12/28/1983	Active	13	0	1	-1	-7.14%	14	13	0		2	N	P,M,VP,SC	24+	
126304	SHAHGANJ STAR	12/01/2015	Active	33	11	3	8	32.00%	25	9	5			N	T	0	\$100.03
	Exc Award (06/30/2020, 06/30/2023, 06/30/2025)																
45953	SULTANPUR CENTRAL	03/04/1986	Active	43	1	0	1	2.38%	46		0				VP	5	\$1,000.29
	Exc Award (06/30/2016, 06/30/2017, 06/30/2023)																
59086	SULTANPUR MID TOWN	02/04/1997	Active	44	2	0	2	4.76%	48		6			N	S,SC	2	\$1,006.29
	Exc Award (06/30/2016, 06/30/2022, 06/30/2023)																
115388	SULTANPUR YUVRAJ	10/26/2011	Active(1)	41	0	0	0	0.00%	41		15				M,VP,SC	9	\$1,006.29
	Exc Award (06/30/2017, 06/30/2020, 06/30/2023)																
26021	VARANASI	12/02/1962	Active(1)	20	0	0	0	0.00%	20		12	1	None		P,S,T,M,VP SC	17	
97818	VARANASI ARJUN	10/16/2006	Active(1)	25	4	1	3	13.64%	29	0	0				P,M,VP,SC	5	
	Exc Award (06/30/2022, 06/30/2023)																
55481	VARANASI BUDDHA	03/28/1994	Active	43	3	1	2	4.88%	41	1	1		3	R	T,VP	0	\$1,000.30
	Exc Award (06/30/2022, 06/30/2023, 06/30/2025)																
135756	Varanasi Cantt	07/10/2018	Active	15	0	0	0	0.00%	15		9			N	P,SC	20	90+ Days
	Exc Award (06/30/2023)																
127867	Varanasi Century	06/15/2016	Active(1)	25	0	0	0	0.00%	26		1	1	None		P,S,T,M,VP SC	20	90+ Days
	Exc Award (06/30/2019, 06/30/2020, 06/30/2023)																
51494	VARANASI CITY	03/27/1991	Active	68	4	5	-1	-1.45%	64	1	3			N	SC	5	\$7,741.90



Club Health Assessment for District 321 E through March 2025

			Status	Membership							Reports					Finance		LCIF
Club Number	Club Name	Charter Date		Current Member Count	YTD Members Added	YTD Members Dropped	YTD Net Growth	YTD Net Growth%	Member Count 12 Months Ago	Avg. length of service for dropped members	Months Since Last MMR ***	Yrs. Since Last Officer Report	President Rotation	Vice President Reported ****	Months Since Last Activity Report ***	Account Balance	Donations for current Fiscal Year	
			Number of times on status quo within last two years	If below 15 members appears					If net loss is greater than 20% appears			If no report in 3 months appears in	When more than one year appears in	Number of repeat terms	Notes the officers that do not have an active	If no report at 12 months appears in red		
Exc Award (06/30/2016, 06/30/2017, 06/30/2018) 84162 VARANASI ELEGANT 09/07/2004			Active	33	1	0	1	3.13%	33		7			R	M,SC	19		
Exc Award (06/30/2019, 06/30/2022) 139371 Varanasi Excellent 08/14/2019			Active	22	4	6	-2	-8.33%	22	3	4			N	M	4	90+ Days	\$2,000.30
Exc Award (06/30/2020, 06/30/2022, 06/30/2023) 35103 VARANASI GANGA 02/14/1978			Active	40	18	43	-25	-38.46%	64	3	2			N	M,VP,SC	1		
Exc Award (06/30/2019, 06/30/2020, 06/30/2021) 115177 VARANASI GOLD 09/30/2011			Active	20	0	0	0	0.00%	26		5		2		M,VP,SC	24+		\$1,000.30
Exc Award (06/30/2018, 06/30/2019, 06/30/2020) 100373 VARANASI MAHAMANA 10/11/2007			Active(1)	21	4	6	-2	-8.70%	23	7	3		2	N	SC	1		\$1,000.30
Exc Award (06/30/2021, 06/30/2022) 77746 VARANASI NATRAJ 10/30/2003			Active	20	1	0	1	5.26%	20		5				T,M,VP,SC	24+		
Exc Award (06/30/2023) 118047 VARANASI NEW HOLY CITY 10/18/2012			Active	19	0	0	0	0.00%	27		9			N	T	4		
Exc Award (06/30/2020) 101359 VARANASI ROYAL 02/28/2008			Active	22	0	0	0	0.00%	22		7			N	S,SC	20		
Exc Award (06/30/2020, 06/30/2022) 54995 VARANASI RUDRA 10/25/1993			Cancelled(8*)	0	0	13	-13	-100.00%	19	12	0		None		P,S,T,M,VP SC	7	90+ Days	
Exc Award (06/30/2022) 135491 Varanasi Saurabh 07/06/2018			Cancelled(8*)	0	0	20	-20	-100.00%	20	7	3	1	None		P,S,T,M,VP SC	24+	90+ Days	
Exc Award (06/30/2020) 63607 VARANASI SILK CITY 10/02/2000			Active	25	0	0	0	0.00%	25		9			N	M,VP,SC	4	90+ Days	
Exc Award (06/30/2017, 06/30/2020, 06/30/2021) 135613 Varanasi Sunshine 07/11/2018			Active	16	0	0	0	0.00%	19		3				T,M,VP,SC	8		\$107.82
Exc Award (06/30/2020, 06/30/2021, 06/30/2022) 49998 VARANASI SURYA 11/29/1989			Cancelled(8*)	0	13	13	0	0.00%	0	8	2		None		P,S,T,M,VP SC	24+	90+ Days	
Exc Award (06/30/2022, 06/30/2023) 78728 VARANASI TULSI 04/13/2004			Active	20	1	1	0	0.00%	20	2	3			R	M,SC	1		\$10.00
Exc Award (06/30/2023)																		



Club Health Assessment for District 321 E through March 2025

INTERNATIONAL

			Status	Membership							Reports				Finance	LCIF	
Club Number	Club Name	Charter Date		Current Member Count	YTD Members Added	YTD Members Dropped	YTD Net Growth	YTD Net Growth%	Member Count 12 Months Ago	Avg. length of service for dropped members	Months Since Last MMR ***	Yrs. Since Last Officer Report	President Rotation	Vice President Reported ****	Months Since Last Activity Report ***	Account Balance	Donations for current Fiscal Year
			Number of times on status quo within last two years	If below 15 members appears				If net loss is greater than 20% appears			If no report in 3 months appears in	When more than one year appears in	Number of repeat terms	Notes the officers that do not have an active	If no report at 12 months appears in red		
38098	VARANASI VARUNA	02/19/1980	Active	20	0	2	-2	-9.09%	20	0	3		2	N SC	4		\$100.03
	Exc Award (06/30/2016, 06/30/2017, 06/30/20																
124086	Vidyut Vihar	02/03/2015	Active	53	9	2	7	15.22%	47	3	3			R T	2		
	Exc Award (06/30/2019, 06/30/2020, 06/30/20																
66367	WAIDHAN CITY	06/28/2002	Active	29	0	29	-29	-50.00%	60	6	3			T,M,VP,SC	6		
	Exc Award (06/30/2020, 06/30/2022, 06/30/20																

Clubs Cancelled Previous Fiscal Year – Clubs Cancelled within last 12 months may be reinstated

Club Number	Club Name	Charter Date	Current Status*	Cancellation Date
57568	ALLAHABAD BHARDWAJ	11/29/1995	Cancelled(8*)	02/29/2024
141838	Ayodhya ji	06/20/2020	Cancelled(8*)	07/29/2023
138353	Prayagraj Vasudha	06/12/2019	Cancelled(6*)	07/29/2023
149193	Varanasi Dharmarth	12/07/2021	Cancelled(8*)	09/29/2023

Current Total Clubs Count	YTD New Clubs Count	YTD Cancelled Clubs Count	YTD Net Club Gain	Current Total Members Count	YTD Add	YTD Drop	YTD Net Growth	YTD Net Growth %	Member Count 12 Months Ago	Average Member Count Per Club	% of Clubs with less than 20 members	% No MMR in 3 Months	% No Officer Report in 12 Months	% of Clubs with balance 90+ days	Number of Clubs in Status Quo	% Status Quo Clubs in Financial Suspension	Number of Cancelled Clubs	Average Cancelled Club Age	Members Lost Due to Cancellation	% of Clubs Cancelled for Non-Financial Reasons
94	5	6	-1	2,932	403	404	-1	-0.03%	3,005	31	21%	70%	5%	12%	0	0%	6	26	100	-50%

* - P - Priority Club. Cancellation Reasons: 1-Objectives/conduct, 2-Non-active club, 5-Non-existing club, 6-Disbanding, 7-Merger, 8-Financial Suspension, 9-District/Multiple District Dues.

** - Abbreviation: P-President, S-Secretary, T-Treasurer, M-Member Chairperson, VP-First Vice President, MC-Communications Chairperson, SC-Service Chairperson

*** - Abbreviation: N/R - Never reported using the Lions Clubs website, N/A - Not applicable, No password registered for the Lions Clubs website.

**** - Abbreviation: N - New, IP - Immediate Past, R - Repeat.



Club Health Assessment for District 321 F through March 2025

			Status	Membership							Reports					Finance		LCIF
Club Number	Club Name	Charter Date		Current Member Count	YTD Members Added	YTD Members Dropped	YTD Net Growth	YTD Net Growth%	Member Count 12 Months Ago	Avg. length of service for dropped members	Months Since Last MMR ***	Yrs. Since Last Officer Report	President Rotation	Vice President Reported ****	Months Since Last Activity Report ***	Account Balance	Donations for current Fiscal Year	
			Number of times on status quo within last two years	If below 15 members appears				If net loss is greater than 20% appears			If no report in 3 months appears in	When more than one year appears in	Number of repeat terms	Notes the officers that do not have an active	If no report at 12 months red			
Clubs less than two years old																		
156954	Banur Royals	04/24/2024	Active	20	0	0	0	0.00%	0		11		2	T,M,VP,SC	2	90+ Days		
157138	Chandigarh Fortune	01/15/2024	Active	5	1	2	-1	-16.67%	23	1	0		None	P,T,M,VP,SC	2	90+ Days		
156931	Cheema	12/19/2023	Active	20	0	0	0	0.00%	20		9		2	M,VP,SC	2	90+ Days		
157947	Dirba Royal	04/05/2024	Active(1)	21	0	0	0	0.00%	0		2		2	M,VP,SC	0	90+ Days		
177943	Fazilka Fortune	09/11/2024	Active	20	20	0	20	100.00%	0		2			M,VP,SC	0			
154597	Ferozepur Vishal	05/31/2023	Active	17	1	1	0	0.00%	20	1	7		N	M	6	90+ Days		
178033	Ghagga Royal	09/12/2024	Active	27	27	0	27	100.00%	0		1			T,M,VP,SC	0			
175903	Guruaharsahai	08/30/2024	Active	22	22	0	22	100.00%	0		3			VP	2			
171302	Ludhiana Amrit	05/17/2024	Active	20	0	0	0	0.00%	0		10		2	M,VP,SC	4	90+ Days		
157060	Ludhiana Central	12/29/2023	Cancelled(8*)	0	0	20	-20	-100.00%	20	1	2		None	P,S,T,M,VP SC	N/R	90+ Days		
181444	Ludhiana City	03/28/2025	Newly Chartered	20	20	0	20	100.00%	0		0			M,VP,SC	0			
181446	Ludhiana Commandor	03/28/2025	Newly Chartered	20	20	0	20	100.00%	0		0			M,VP,SC	0			
178047	Ludhiana Decent	10/01/2024	Active	20	20	0	20	100.00%	0		5			M,VP,SC	2	90+ Days	\$1,018.27	
181447	Ludhiana First	03/28/2025	Newly Chartered	20	20	0	20	100.00%	0		0			M,VP,SC	0			
180378	Ludhiana Galaxy	01/21/2025	Newly Chartered	25	25	0	25	100.00%	0		0			M,VP,SC	0			
181428	Ludhiana Gold	03/20/2025	Newly Chartered	20	20	0	20	100.00%	0		0			M,VP,SC	0			
154064	Ludhiana PCE Campus	06/27/2023	Active	25	4	0	4	19.05%	21		0		3	M,VP,SC	8	90+ Days		
156838	Ludhiana Queens	12/26/2023	Cancelled(8*)	0	33	164	-131	-100.00%	20	0	8		None	P,S,T,M,VP SC	14	90+ Days		
175922	Ludhiana Smart	08/16/2024	Active	20	22	2	20	100.00%	0	0	7			M,VP,SC	0			
171249	Malerkotla Supreme	05/02/2024	Active	21	0	0	0	0.00%	0		8			R	M,SC	5	90+ Days	
177827	Mandi Gobindgarh Star	08/27/2024	Active	22	22	0	22	100.00%	0		3			M,VP,SC	0	90+ Days		
177619	MOHALI DISHA	08/23/2024	Active	21	21	0	21	100.00%	0		2			N	M,SC	0	90+ Days	



Club Health Assessment for District 321 F through March 2025

			Status	Membership							Reports					Finance		LCIF
Club Number	Club Name	Charter Date		Current Member Count	YTD Members Added	YTD Members Dropped	YTD Net Growth	YTD Net Growth%	Member Count 12 Months Ago	Avg. length of service for dropped members	Months Since Last MMR ***	Yrs. Since Last Officer Report	President Rotation	Vice President Reported ****	Months Since Last Activity Report ***	Account Balance	Donations for current Fiscal Year	
			Number of times on status quo within last two years	If below 15 members appears				If net loss is greater than 20% appears			If no report in 3 months appears in	When more than one year appears in	Number of repeat terms	Notes the officers that do not have an active	If no report at 12 months red			
179548	Mohali Ecocity	11/12/2024	Active	20	20	0	20	100.00%	0		4			M,VP,SC	4	90+ Days		
156509	Mohali Roars	11/17/2023	Active(1)	14	7	10	-3	-17.65%	21	1	2			N	M,SC	2	90+ Days	
156672	Mohali Royals	11/20/2023	Active	9	1	2	-1	-10.00%	21	1	0		3	R	M,SC	1	90+ Days	
177944	Nihal Singh Wala Fortune	08/28/2024	Active	22	22	0	22	100.00%	0		4				M,VP,SC	0	90+ Days	
175921	Raman Mandi Hope	09/18/2024	Active	22	22	0	22	100.00%	0		3				M,VP,SC	1	90+ Days	
155110	Samana Royal	07/20/2023	Active	25	0	1	-1	-3.85%	21	1	7				T,M,VP,SC	7	90+ Days	
181448	Samrala	03/28/2025	Newly Chartered	20	20	0	20	100.00%	0		0				M,VP,SC	0		
178364	Sunam City	09/10/2024	Active	21	21	0	21	100.00%	0		6			N	T,M,VP,SC	2		
179735	Zirakpur Elites	11/28/2024	Active	21	25	4	21	100.00%	0	6	0			N	M	0	90+ Days	
Clubs more than two years old																		
136110	Abohar Aakash	10/25/2018	Active(1)	26	0	0	0	0.00%	23		9				M,VP,SC	2	90+ Days	
66988	ABOHAR ANMOL	12/19/2002	Active	10	0	0	0	0.00%	10		7				M,VP,SC	2	90+ Days	
145682	Ahmedgarh	06/03/2021	Cancelled(8*)	0	0	11	-11	-100.00%	11	4	3	1	None		P,S,T,M,VP SC	4	90+ Days	
55219	AHMEDGARH GREATER	01/17/1994	Active	35	9	2	7	25.00%	29	2	0			N	S	0		
61950	BADHNI KALAN	05/17/1999	Active	38	1	4	-3	-7.32%	40	6	1			R	M,VP	0	90+ Days	
Exc Award (06/30/2024)																		
61191	BAJAKHANA	10/19/1998	Active	29	1	0	1	3.57%	27		0				VP,SC	3	90+ Days	
33250	BARNALA	01/19/1977	Active(2)	13	0	0	0	0.00%	13		9				S,T,M,VP,SC	8	90+ Days	
62978	BARNALA HARMONY	03/27/2000	Active(3)	7	2	0	2	40.00%	4		0		14		M,VP,SC	2	90+ Days	
56050	BARNALA SUPREME	08/17/1994	Active	34	0	1	-1	-2.86%	33	1	7				P,M,VP,SC	3	90+ Days	
41804	BASSI PATHANAN	08/23/1982	Active	17	0	2	-2	-10.53%	19	42	3		2		P,T,VP,SC	2		
139703	Bathinda Green	09/29/2019	Active(1)	25	8	2	6	31.58%	17	1	0				M,VP,SC	8		
117754	BATHINDA LAKES	08/29/2012	Active(2)	2	0	0	0	0.00%	2		11	1	None		P,S,T,M,VP SC	4	90+ Days	
105692	BATHINDA RAGHAV	06/29/2009	Active(1)	3	1	2	-1	-25.00%	3	2	0				M,VP,SC	6	90+ Days	
54880	BATHINDA ROYAL	09/17/1993	Active	26	0	0	0	0.00%	26		2		2		M,VP,SC	2	90+ Days	



Club Health Assessment for District 321 F through March 2025

			Status	Membership							Reports					Finance		LCIF
Club Number	Club Name	Charter Date		Current Member Count	YTD Members Added	YTD Members Dropped	YTD Net Growth	YTD Net Growth%	Member Count 12 Months Ago	Avg. length of service for dropped members	Months Since Last MMR ***	Yrs. Since Last Officer Report	President Rotation	Vice President Reported ****	Months Since Last Activity Report ***	Account Balance	Donations for current Fiscal Year	
			Number of times on status quo within last two years	If below 15 members appears				If net loss is greater than 20% appears			If no report in 3 months appears in	When more than one year appears in	Number of repeat terms	Notes the officers that do not have an active	If no report at 12 months appears in red			
103625	BATHINDA UNIQUE	09/11/2008	Active	21	3	0	3	16.67%	12		5		2	M,VP,SC	5	90+ Days	\$1,000.30	
25922	BHATINDA	05/23/1965	Active(1)	7	0	0	0	0.00%	10		7			M,VP,SC	3			
98681	BHAWANIGARH ROYAL	02/27/2007	Active(1)	19	1	2	-1	-5.00%	20	15	0			M,VP,SC	1			
41239	CHANDIGARH CENTRAL	04/07/1982	Active	64	7	6	1	1.59%	66	13	0		N	M,SC	0			
35001	CHANDIGARH GREATER	01/13/1978	Active	76	5	5	0	0.00%	75	11	1		R		2			
Exc Award (06/30/2024)																		
100496	CHANDIGARH HARMONY	11/02/2007	Active	26	0	0	0	0.00%	27		5		3	N	SC	8	90+ Days	\$131.78
25923	CHANDIGARH HOST	01/21/1965	Active	61	22	7	15	32.61%	46	3	0			N		0		
126247	Chandigarh Kings	12/04/2015	Active	29	15	2	13	81.25%	36	1	1			S,T,M,VP,SC	0			
57898	CHANDIGARH NIGHTINGALE	02/20/1996	Active(1)	16	2	6	-4	-20.00%	20	12	0			M,VP,SC	0			
108701	CHANDIGARH PROSPERITY	06/28/2010	Active	36	4	4	0	0.00%	38	8	0		N	VP	6			
63862	CHANDIGARH SUPREME	12/18/2000	Active(1)	12	4	0	4	50.00%	8		7		3	N	VP	7	90+ Days	\$650.19
121080	Dera Bassi	01/07/2014	Active(1)	65	46	8	38	140.74%	26	5	2			T,M,VP	0			
31963	FARIDKOT	03/26/1976	Active	55	0	2	-2	-3.51%	58	17	0		2	R		3		
40933	FARIDKOT VISHAL	02/16/1982	Active	45	0	5	-5	-10.00%	46	12	0		2	N	VP	5		
32040	FAZILKA	04/09/1976	Active	32	0	0	0	0.00%	29		0		2	T,M,VP,SC	1			
97658	FAZILKA BORDER	08/30/2006	Active	6	0	0	0	0.00%	5		9			M,VP,SC	1	90+ Days	\$1,000.30	
138638	Fazilka Paryas	06/17/2019	Active	19	2	3	-1	-5.00%	15	1	1		R	SC	5			
Exc Award (06/30/2021)																		
43124	FAZILKA VISHAL	10/20/1983	Active	51	0	0	0	0.00%	50		3			VP,SC	8			
78417	FAZILKA VISHWAS	03/10/2004	Active	21	3	1	2	10.53%	17	3	3		2	M,VP,SC	0			
Exc Award (06/30/2023)																		
30083	FEROZEPUR	12/30/1974	Active(1)	30	1	7	-6	-16.67%	35	18	0		N	VP,SC	8	90+ Days	\$5,990.05	
109827	FEROZEPUR ASHIRWAD	12/06/2010	Active	10	2	19	-17	-62.96%	25	6	0			S,T,M,VP,SC	2			
143093	Ferozepur Border	09/28/2020	Active	28	0	1	-1	-3.45%	27	4	6			T,M,VP,SC	3			
39233	FEROZEPUR GREATER	12/15/1980	Active	34	0	0	0	0.00%	32		9		2	R	T,SC			4



Club Health Assessment for District 321 F through March 2025

			Status	Membership							Reports					Finance		LCIF
Club Number	Club Name	Charter Date		Current Member Count	YTD Members Added	YTD Members Dropped	YTD Net Growth	YTD Net Growth%	Member Count 12 Months Ago	Avg. length of service for dropped members	Months Since Last MMR ***	Yrs. Since Last Officer Report	President Rotation	Vice President Reported ****	Months Since Last Activity Report ***	Account Balance	Donations for current Fiscal Year	
			Number of times on status quo within last two years	If below 15 members appears				If net loss is greater than 20% appears			If no report in 3 months appears in	When more than one year appears in	Number of repeat terms	Notes the officers that do not have an active	If no report at 12 months appears in red			
62234	FEROZPUR SATLUJ	06/28/1999	Active	18	0	3	-3	-14.29%	21	9	7			P,M,VP,SC	6	90+ Days		
	Exc Award (06/30/2020)																	
56065	GHAGGA	08/29/1994	Active	13	4	4	0	0.00%	14	5	2			P,T,M,VP,SC	5	90+ Days		
28164	GIDDARBAHA	03/13/1974	Active	13	0	0	0	0.00%	15		8			P,T,M,VP,SC	1	90+ Days		
128043	Giddarbaha Greater	06/23/2016	Active	20	0	0	0	0.00%	18		9			P,T,M,VP,SC	2	90+ Days		
148076	Gidderbaha Royal	08/27/2021	Active	17	0	0	0	0.00%	15		9			T,M,VP,SC	5	90+ Days		
33770	GONIANA	04/11/1977	Active(1)	16	9	9	0	0.00%	24	11	7			N M,SC	8	90+ Days		
	Exc Award (06/30/2020)																	
149913	Goniana Harmony	02/17/2022	Active	12	0	11	-11	-47.83%	16	2	4			N T,M,SC	5	90+ Days		
30529	JAGRAON	04/08/1975	Active	29	0	0	0	0.00%	32		9			N P,T,M,VP,SC	6			
145837	Jagraon Main	04/30/2021	Active	53	11	0	11	26.19%	43		2			M,VP,SC	0	90+ Days		
44903	JAGRAON MIDTOWN	04/15/1985	Active	54	8	6	2	3.85%	51	3	0			M,VP,SC	4			
41407	JAITU GANGSAR	05/14/1982	Active	41	0	0	0	0.00%	40		0			R S,VP,SC	5	90+ Days		
144074	Jaitu Goodwill	01/08/2021	Active	19	1	0	1	5.56%	16		7		2	P,T,M,VP,SC	2			
97659	JAITU ROYAL	08/30/2006	Active	24	1	7	-6	-20.00%	26	1	3			R M,VP,SC	0	90+ Days	\$250.00	
58751	JALALABAD GOLD	10/09/1996	Active	59	2	1	1	1.72%	51	17	0			M,VP,SC	0	90+ Days	\$150.04	
	Exc Award (06/30/2023, 06/30/2024)																	
142924	Kallarkhera Udaan	09/23/2020	Active(2)	3	0	2	-2	-40.00%	5	4	3			S,T,M,VP,SC	7	90+ Days		
42883	KHANNA GREATER	06/03/1983	Active(1)	24	4	2	2	9.09%	22	1	3			M,VP,SC	2	90+ Days		
108461	KHARA	05/28/2010	Active	9	0	0	0	0.00%	10		9		3	R T,M,VP,SC	0	90+ Days		
61762	KHARAR	04/06/1999	Active(1)	16	7	0	7	77.78%	12		2			N M,SC	0		\$300.00	
109317	KHARAR CITY	09/24/2010	Active	24	0	0	0	0.00%	21		9			N VP,SC	7			
	Exc Award (06/30/2021)																	
110718	KHARAR FRIENDS	04/04/2011	Active	17	0	1	-1	-5.56%	16	13	6			VP,SC	7	90+ Days		
147918	Kharar Umang	08/13/2021	Active(1)	13	2	7	-5	-27.78%	20	4	4		2	R P,SC	0	90+ Days	\$50.00	
30530	KOTKAPURA	04/08/1975	Active	39	2	0	2	5.41%	36		0			N P,T,M,SC	0			



Club Health Assessment for District 321 F through March 2025

			Status	Membership							Reports					Finance		LCIF
Club Number	Club Name	Charter Date		Current Member Count	YTD Members Added	YTD Members Dropped	YTD Net Growth	YTD Net Growth%	Member Count 12 Months Ago	Avg. length of service for dropped members	Months Since Last MMR ***	Yrs. Since Last Officer Report	President Rotation	Vice President Reported ****	Months Since Last Activity Report ***	Account Balance	Donations for current Fiscal Year	
			Number of times on status quo within last two years	If below 15 members appears				If net loss is greater than 20% appears			If no report in 3 months appears in	When more than one year appears in	Number of repeat terms	Notes the officers that do not have an active	If no report at 12 months appears in red			
130104	Kotkapura Greater	02/22/2017	Active	35	4	0	4	12.90%	30		2		2	R	M,SC	0	90+ Days	\$200.06
Exc Award (06/30/2022)																		
64921	KOTKAPURA ROYAL	01/04/2002	Active	33	3	3	0	0.00%	33	6	0			N	P,T,VP	1		
63385	KOTKAPURA VISHWASH	06/30/2000	Active	22	0	0	0	0.00%	23		9			N	SC	2	90+ Days	
40567	KURALI	11/30/1981	Active	16	0	0	0	0.00%	16		9			N	P,T,M,VP,SC	2		
141311	Kurali Greater	04/24/2020	Active	22	5	1	4	22.22%	26	4	1				VP,SC	1	90+ Days	
143376	Lehragaga	11/02/2020	Active(1)	25	6	1	5	25.00%	22	1	7			N	M,SC	0	90+ Days	
Exc Award (06/30/2021)																		
25945	LUDHIANA	05/08/1963	Active	81	4	9	-5	-5.81%	92	6	0			N	M	0	90+ Days	
Exc Award (06/30/2020)																		
105123	LUDHIANA APNA	04/01/2009	Active	37	0	0	0	0.00%	37		2				M,VP,SC	2	90+ Days	
120977	Ludhiana Angel	12/18/2013	Active	10	0	4	-4	-28.57%	17	11	1				P,M,VP,SC	2		\$3,000.90
Exc Award (06/30/2020)																		
138138	Ludhiana Arshnoor	05/06/2019	Active	17	0	0	0	0.00%	17		15	1	None		P,S,T,M,VP SC	14		
147299	Ludhiana Champ	07/16/2021	Active	28	0	0	0	0.00%	20		9				T,M,VP,SC	4	90+ Days	\$1,100.33
52002	LUDHIANA CONTINENTAL	09/06/1991	Active	21	7	3	4	23.53%	16	22	0			N	M,VP,SC	0		
131636	Ludhiana Creative	07/03/2017	Active	20	3	3	0	0.00%	25	8	2			N	P,M,SC	3	90+ Days	
101630	LUDHIANA DUGRI	03/27/2008	Active(1)	15	10	1	9	150.00%	6	32	0		2		P,VP,SC	0		
57387	LUDHIANA GOODWILL	09/25/1995	Active	29	0	5	-5	-14.71%	35	4	0		2	N		1	90+ Days	
Exc Award (06/30/2024)																		
36763	LUDHIANA GREATER	03/05/1979	Active	37	14	8	6	19.35%	48	3	1				T,M,VP,SC	1		\$31,883.10
Exc Award (06/30/2020)																		
101367	LUDHIANA GREEN PEACE	03/28/2008	Active(1)	13	2	0	2	18.18%	11		8		3		M,VP,SC	0	90+ Days	
144131	Ludhiana Hi Tech	12/30/2020	Active(1)	6	0	11	-11	-64.71%	17	4	3		3		M,VP,SC	12		
145021	Ludhiana Mall Enclave	03/08/2021	Cancelled(8*)	0	0	23	-23	-100.00%	23	4	23	1	None		P,S,T,M,VP SC	6	90+ Days	
53803	LUDHIANA MAURYA	11/09/1992	Active	9	2	0	2	28.57%	7		0		2	N	T,M,VP,SC	0		
136126	Ludhiana Pawitter	09/12/2018	Active(1)	17	0	0	0	0.00%	17		9				M,VP,SC	2	90+ Days	




Club Health Assessment for District 321 F through March 2025

			Status	Membership							Reports					Finance		LCIF
Club Number	Club Name	Charter Date		Current Member Count	YTD Members Added	YTD Members Dropped	YTD Net Growth	YTD Net Growth%	Member Count 12 Months Ago	Avg. length of service for dropped members	Months Since Last MMR ***	Yrs. Since Last Officer Report	President Rotation	Vice President Reported ****	Months Since Last Activity Report ***	Account Balance	Donations for current Fiscal Year	
			Number of times on status quo within last two years	If below 15 members appears				If net loss is greater than 20% appears			If no report in 3 months appears in	When more than one year appears in	Number of repeat terms	Notes the officers that do not have an active	If no report at 12 months appears in red			
56528	LUDHIANA PIONEER	02/10/1995	Active	14	2	2	0	0.00%	16	13	0			M,VP,SC	8	90+ Days		
116175	LUDHIANA PIONEER GOLD	04/13/2012	Active(1)	10	0	0	0	0.00%	13		8			M,VP,SC	2	90+ Days		
48038	LUDHIANA ROYAL	01/08/1988	Active(1)	15	2	0	2	15.38%	14		2			M,VP,SC	2	90+ Days		
49955	LUDHIANA SAMRAT	11/03/1989	Active	4	0	0	0	0.00%	11		9		2	M,VP,SC	4	90+ Days		
143509	Ludhiana Sapphire	11/17/2020	Active	4	0	0	0	0.00%	4		14	1	None	P,S,T,M,VP SC	13	90+ Days		
54448	LUDHIANA SARTAJ	05/10/1993	Active(1)	16	0	0	0	0.00%	16		9			P,M,VP,SC	5	90+ Days		
60308	LUDHIANA SKIPPER	01/20/1998	Active(2)	15	2	14	-12	-44.44%	26	10	3			N SC	2	90+ Days		
78824	LUDHIANA SMILE	04/08/2004	Active	20	0	0	0	0.00%	20		9			P,M,VP,SC	7	90+ Days		
77889	LUDHIANA VEGETARIAN	12/01/2003	Active	23	11	10	1	4.55%	20	3	0			N M,VP,SC	6			
40282	LUDHIANA VISHAL	07/31/1981	Active	20	0	1	-1	-4.76%	21	49	0			M,VP,SC	2	90+ Days		
33771	MALERKOTLA	04/28/1977	Active	49	3	9	-6	-10.91%	55	11	4			T,M,VP	2	90+ Days		
116798	MALERKOTLA GREATER	05/10/2012	Active	58	4	1	3	5.45%	56	0	3			T,M,VP,SC	0	90+ Days		
97829	MALERKOTLA VISHAL	10/16/2006	Active	33	10	1	9	37.50%	39	34	7		3	M,VP,SC	1			
61180	MALOUT THE RADIANT	10/14/1998	Active	30	0	0	0	0.00%	30		8		2	VP,SC	0			
45468	MANDI ABOHAR	10/28/1985	Active	8	0	0	0	0.00%	7		8		2	M,VP,SC	0			
30191	MANDI GOBINDGARH	01/27/1975	Active	208	16	11	5	2.46%	203	5	0			N M,SC	8	90+ Days		
Exc Award (06/30/2020)																		
148693	Mandi Gobindgarh Gold	10/27/2021	Cancelled(8*)	0	1	10	-9	-100.00%	8	5	3		None	P,S,T,M,VP SC	7	90+ Days		
139970	Mandi Gobindgarh Greater	10/15/2019	Active	62	23	0	23	58.97%	110		0			M,VP,SC	4	90+ Days		
58969	MANDI GOBINDGARH SUPREME	12/20/1996	Active	87	4	0	4	4.82%	85		3			T,VP,SC	1	90+ Days		
134100	Mandi Gobindgarh Unique	06/18/2018	Cancelled(8*)	0	0	20	-20	-100.00%	17	5	2		None	P,S,T,M,VP SC	5	90+ Days		
59982	MANDI NIHAL SINGHWALA	09/22/1997	Active	61	6	0	6	10.91%	46		0			N T,SC	0			
Exc Award (06/30/2022)																		
33908	MANSA	05/18/1977	Active	33	4	0	4	13.79%	30		2			N M,SC	7			
88093	MOGA CENTRAL	05/10/2005	Active	27	4	0	4	17.39%	23		2		2	M,VP,SC	1	90+ Days		



Club Health Assessment for District 321 F through March 2025

			Status	Membership							Reports					Finance	LCIF
Club Number	Club Name	Charter Date		Current Member Count	YTD Members Added	YTD Members Dropped	YTD Net Growth	YTD Net Growth%	Member Count 12 Months Ago	Avg. length of service for dropped members	Months Since Last MMR ***	Yrs. Since Last Officer Report	President Rotation	Vice President Reported ****	Months Since Last Activity Report ***	Account Balance	Donations for current Fiscal Year
			Number of times on status quo within last two years	If below 15 members appears				If net loss is greater than 20% appears			If no report in 3 months appears in	When more than one year appears in	Number of repeat terms	Notes the officers that do not have an active	If no report at 12 months appears in red		
40472	MOGA CITY	10/28/1981	Active	31	0	10	-10	-24.39%	41	11	0		2	M,VP,SC	1		
151894	Moga Gold	07/22/2022	Cancelled(8*)	0	0	36	-36	-100.00%	36	2	3		None	P,S,T,M,VP SC	4	90+ Days	
109035	MOGA ROYAL	08/06/2010	Active	33	10	0	10	43.48%	20		8			M,VP,SC	7	90+ Days	
148054	Moga The Classic	08/27/2021	Active(2)	15	1	2	-1	-6.25%	24	1	3			M,VP,SC	2	90+ Days	
88817	MOGA VISHAL	06/29/2005	Active	76	6	7	-1	-1.30%	77	4	1			M,VP,SC	1	90+ Days	
Exc Award (06/30/2022)																	
56790	MOHALI S A S NAGAR	04/10/1995	Active	45	2	0	2	4.65%	40		2			M,VP,SC	1	90+ Days	\$2,566.03
Exc Award (06/30/2020)																	
144539	Mohali Shooters	04/27/2021	Active(1)	8	0	0	0	0.00%	7		8		4	N	5	90+ Days	
144384	Mohali Supreme	12/30/2020	Active	15	1	6	-5	-25.00%	28	2	2			T,VP,SC	8	90+ Days	
117677	MUKTSAR	08/20/2012	Active	19	2	1	1	5.56%	21	15	0		3	S,VP,SC	4		\$50.01
57064	MUKTSAR AZAD	06/13/1995	Active	43	5	3	2	4.88%	32	7	0			N	7		
108009	MUKTSAR GREATER	04/13/2010	Status Quo(2)	11	3	0	3	37.50%	9		5		5	M,VP,SC	7	90+ Days	
30630	NABHA	04/11/1975	Active	82	9	5	4	5.13%	79	42	0			N	0		\$479.18
49602	PATIALA CENTRAL	06/09/1989	Active	22	1	3	-2	-8.33%	24	12	0		2	N	0		
Exc Award (06/30/2020)																	
116626	PATIALA CLASSIC	04/25/2012	Active	22	3	0	3	15.79%	35		2			P,T,M,VP,SC	3		
41596	PATIALA FORT	06/03/1982	Active	35	8	8	0	0.00%	32	2	3			M,VP,SC	1		\$37.14
147204	Patiala New Central	07/07/2021	Active(1)	23	7	2	5	27.78%	18	3	0			VP,SC	2		
46447	PATIALA PREMIER	06/27/1986	Active	35	0	0	0	0.00%	35		2		2	M,VP,SC	5	90+ Days	
136877	Patiala Royale	12/11/2018	Active(1)	4	0	0	0	0.00%	4		17		9	M,VP,SC	5	90+ Days	
56637	PATIALA SUPREME	03/13/1995	Active	18	0	0	0	0.00%	18		10			N	5	90+ Days	\$263.55
142009	Patiala Uday	07/13/2020	Active	15	11	0	11	275.00%	7		1		4	M,VP,SC	3	90+ Days	
49221	PATIALA VISHAL	02/14/1989	Active	19	0	0	0	0.00%	19		9			T,M,VP,SC	2	90+ Days	
43416	PATRAN NIAL	01/11/1984	Active(1)	45	2	0	2	4.65%	43		8			N	8	90+ Days	
125573	Patran Royal	08/21/2015	Active(2)	25	0	0	0	0.00%	25		2			S,M,VP,SC	5	90+ Days	



Club Health Assessment for District 321 F through March 2025

			Status	Membership							Reports					Finance		LCIF
Club Number	Club Name	Charter Date		Current Member Count	YTD Members Added	YTD Members Dropped	YTD Net Growth	YTD Net Growth%	Member Count 12 Months Ago	Avg. length of service for dropped members	Months Since Last MMR ***	Yrs. Since Last Officer Report	President Rotation	Vice President Reported ****	Months Since Last Activity Report ***	Account Balance	Donations for current Fiscal Year	
			Number of times on status quo within last two years	If below 15 members appears				If net loss is greater than 20% appears			If no report in 3 months appears in	When more than one year appears in	Number of repeat terms	Notes the officers that do not have an active	If no report at 12 months appears in red			
49093	RAIKOT	12/15/1988	Active	50	0	0	0	0.00%	48		0			N	P,M	0		
Exc Award (06/30/2022)																		
36765	RAJPURA	03/05/1979	Active	106	1	2	-1	-0.93%	113	2	0		2		S,T,M,VP,SC	2	90+ Days	
150557	Rajpura Pearl	04/26/2022	Active(2)	10	0	0	0	0.00%	16		9		2		S,T,M,VP,SC	2	90+ Days	
30190	RAMPURAPHUL	01/27/1975	Active	50	2	0	2	4.17%	40		0			N	T,SC	8		
Exc Award (06/30/2020, 06/30/2022)																		
106726	ROOPNAGAR PIONEER	10/12/2009	Active(1)	19	5	0	5	35.71%	16		5				P,T,M,VP,SC	2		
39586	ROPAR	03/17/1981	Active	21	0	0	0	0.00%	21		9				M,VP,SC	2	90+ Days	
40815	SAMANA	01/27/1982	Active(1)	45	0	1	-1	-2.17%	46	12	7				T,M,VP,SC	3		
Exc Award (06/30/2020)																		
100488	SAMANA GOLD	11/02/2007	Active(1)	21	0	0	0	0.00%	18		0		2		P,M,VP	0	90+ Days	
66592	SAMANA ROSE	09/06/2002	Active(1)	16	0	0	0	0.00%	13		6				M,VP,SC	0	90+ Days	
33773	SANGRUR	04/28/1977	Active	44	1	1	0	0.00%	47	1	3		4	N	M,SC	6	90+ Days	
42480	SANGRUR GREATER	03/08/1983	Active	36	0	1	-1	-2.70%	35	2	0			N		0	90+ Days	
Exc Award (06/30/2024)																		
148692	Sangrur Main	10/28/2021	Active	25	0	0	0	0.00%	24		8				VP	2		
136921	Sangrur Royal	12/06/2018	Active	32	2	0	2	6.67%	30		3			N	M,SC	1	90+ Days	
61778	SHAINA	04/13/1999	Cancelled(8*)	0	0	10	-10	-100.00%	10	17	3	1	None		P,S,T,M,VP SC	5	90+ Days	
61779	SHERPUR	04/13/1999	Active	26	0	1	-1	-3.70%	27	4	5			N	P,M,VP	5	90+ Days	
108770	SIRHIND SUPREME	06/23/2010	Active(1)	9	0	0	0	0.00%	9		9		7		M,VP,SC	2	90+ Days	
40474	SUNAM	10/19/1981	Active	79	9	1	8	11.27%	63	2	5				M,VP,SC	2	90+ Days	
Exc Award (06/30/2024)																		
138139	Sunam Main	05/14/2019	Active	7	0	8	-8	-53.33%	15	3	6				VP,SC	6		
147242	Sunam Prime	07/14/2021	Active	7	0	5	-5	-41.67%	13	2	8				M,VP,SC	5	90+ Days	
88644	SUNAM ROYAL'S	06/15/2005	Active	39	4	0	4	11.43%	26		0				M,VP,SC	0	90+ Days	
100772	SUNAM TOP	12/04/2007	Active(1)	19	0	0	0	0.00%	19		2				M,VP,SC	5	90+ Days	



Club Health Assessment for District 321 F through March 2025

			Status	Membership							Reports				Finance	LCIF	
Club Number	Club Name	Charter Date		Current Member Count	YTD Members Added	YTD Members Dropped	YTD Net Growth	YTD Net Growth%	Member Count 12 Months Ago	Avg. length of service members	Months Since Last MMR ***	Yrs. Since Last Officer Report	President Rotation	Vice President Reported ****	Months Since Last Activity Report ***	Account Balance	Donations for current Fiscal Year
			Number of times on status quo within last two years	If below 15 members appears				If net loss is greater than 20% appears			If no report in 3 months appears in	When more than one year appears in	Number of repeat terms	Notes the officers that do not have an active	If no report at 12 months appears in red		
144792	Talwandi Bhai	12/31/2020	Cancelled(8*)	0	0	4	-4	-100.00%	4	4	33	1	None	P,S,T,M,VP SC	5	90+ Days	
147306	Zirakpur Greater	07/14/2021	Active(1)	8	0	0	0	0.00%	8		21		4	M,VP,SC	2	90+ Days	
142642	Zirakpur Green	08/20/2020	Active	9	0	0	0	0.00%	9		9			M,VP,SC	5	90+ Days	

Clubs Cancelled Previous Fiscal Year – Clubs Cancelled within last 12 months may be reinstated

Club Number	Club Name	Charter Date	Current Status*	Cancellation Date
147304	Ludhiana Cyber	07/16/2021	Cancelled(8*)	12/29/2023
107869	MUKTSAR ANMOL	03/26/2010	Cancelled(6*)	07/29/2023
122403	Muktsar Old	06/06/2014	Cancelled(6*)	04/29/2024

Current Total Clubs Count	YTD New Clubs Count	YTD Cancelled Clubs Count	YTD Net Club Gain	Current Total Members Count	YTD Add	YTD Drop	YTD Net Growth	YTD Net Growth %	Member Count 12 Months Ago	Average Member Count Per Club	% of Clubs with less than 20 members	% No MMR in 3 Months	% No Officer Report in 12 Months	% of Clubs with balance 90+ days	Number of Clubs in Status Quo	% Status Quo Clubs in Financial Suspension	Number of Cancelled Clubs	Average Cancelled Club Age	Members Lost Due to Cancellation	% of Clubs Cancelled for Non-Financial Reasons
172	18	9	9	4,750	873	629	244	5.42%	4,443	28	37%	51%	2%	62%	1	100%	9	9	298	-11%

* - P - Priority Club. Cancellation Reasons: 1-Objectives/conduct, 2-Non-active club, 5-Non-existing club, 6-Disbanding, 7-Merger, 8-Financial Suspension, 9-District/Multiple District Dues.

** - Abbreviation: P-President, S-Secretary, T-Treasurer, M-Member Chairperson, VP-First Vice President, MC-Communications Chairperson, SC-Service Chairperson

*** - Abbreviation: N/R - Never reported using the Lions Clubs website, N/A - Not applicable, No password registered for the Lions Clubs website.

**** - Abbreviation: N - New, IP - Immediate Past, R - Repeat.



Club Health Assessment for District 322 A through March 2025

			Status	Membership							Reports					Finance		LCIF
Club Number	Club Name	Charter Date		Current Member Count	YTD Members Added	YTD Members Dropped	YTD Net Growth	YTD Net Growth%	Member Count 12 Months Ago	Avg. length of service for dropped members	Months Since Last MMR ***	Yrs. Since Last Officer Report	President Rotation	Vice President Reported ****	Months Since Last Activity Report ***	Account Balance	Donations for current Fiscal Year	
			Number of times on status quo within last two years	If below 15 members appears				If net loss is greater than 20% appears			If no report in 3 months appears in	When more than one year appears in	Number of repeat terms	Notes the officers that do not have appears in an active	If no report at 12 months red			
Clubs less than two years old																		
157713	Basukinath Dham	04/25/2024	Active	20	0	0	0	0.00%	0		11		2	N	M,SC	8		
154920	Deoghar Samarpan	06/21/2023	Cancelled(8*)	0	0	25	-25	-100.00%	20	2	3	1	None		P,S,T,M,VP SC	17	90+ Days	
180192	Gaya Mahabodhi	12/31/2024	Newly Chartered	20	20	0	20	100.00%	0		1			N	M,VP,SC	N/R		
155105	Ghormara Samarpan	07/11/2023	Cancelled(8*)	0	0	15	-15	-100.00%	20	2	3	1	None		P,S,T,M,VP SC	N/R	90+ Days	
155930	Giridih Sunshine	09/08/2023	Active(1)	22	0	0	0	0.00%	24		9		2	N	SC	9		
155293	Hazaribag Royal	09/07/2023	Cancelled(8*)	0	0	20	-20	-100.00%	20	1	3		None		P,S,T,M,VP SC	N/R	90+ Days	
171399	Hazaribagh Executive	05/21/2024	Active	20	0	0	0	0.00%	0		8		None		P,S,T,M,VP SC	N/A	90+ Days	
177307	Jamshedpur Dynamic	08/30/2024	Active	22	22	0	22	100.00%	0		7				M,VP,SC	N/R	90+ Days	
155029	Jamshedpur Premium	07/06/2023	Active	70	10	0	10	16.67%	60		0		2	R	M,VP,SC	0	\$5,001.50	
176673	Katras Proper	08/09/2024	Active	24	24	0	24	100.00%	0		7			N	M,VP,SC	N/R	\$23.96	
156867	Medininagar	12/18/2023	Active	25	4	4	0	0.00%	27	1	3		2	N		13		
156110	Ranchi Anant Greater	09/27/2023	Cancelled(8*)	0	4	28	-24	-100.00%	21	1	4		None		P,S,T,M,VP SC	4	90+ Days	
172168	Ranchi Global	06/12/2024	Active(1)	27	6	4	2	8.00%	0	1	0			N		2	90+ Days	
157109	Ranchi Harikanak Greater	01/05/2024	Active(1)	26	11	6	5	23.81%	22	1	0			N	M	0		
158074	Ranchi Namkum	04/18/2024	Active	20	0	0	0	0.00%	0		11		None		P,S,T,M,VP SC	N/R	90+ Days	
171891	Ranchi Nivedita	06/10/2024	Active	22	2	0	2	10.00%	0		1			N	T,M,SC	1		
154332	Ranchi Smile	05/15/2023	Active	11	0	5	-5	-31.25%	18	3	0				S,T,M,VP,SC	8	90+ Days	
158066	Simdega Greater	04/30/2024	Active(1)	8	1	15	-14	-63.64%	0	1	3		2		T,M,VP,SC	8	90+ Days	
Clubs more than two years old																		
58224	ADITYAPUR GREATER	05/03/1996	Active	25	4	7	-3	-10.71%	33	2	3		2	R	S,T	6	\$18.57	
Exc Award (06/30/2018, 06/30/2019, 06/30/20																		
48064	BAGHMARA	01/14/1988	Active	37	1	1	0	0.00%	42	11	3			N		0		
Exc Award (06/30/2018, 06/30/2019, 06/30/20																		
131921	Baghmara Centennial	07/03/2017	Active	26	0	0	0	0.00%	29		9			N		6		



Club Health Assessment for District 322 A through March 2025

			Status	Membership							Reports					Finance		LCIF
Club Number	Club Name	Charter Date		Current Member Count	YTD Members Added	YTD Members Dropped	YTD Net Growth	YTD Net Growth%	Member Count 12 Months Ago	Avg. length of service for dropped members	Months Since Last MMR ***	Yrs. Since Last Officer Report	President Rotation	Vice President Reported ****	Months Since Last Activity Report ***	Account Balance	Donations for current Fiscal Year	
			Number of times on status quo within last two years	If below 15 members appears				If net loss is greater than 20% appears			If no report in 3 months appears in	When more than one year appears in	Number of repeat terms	Notes the officers that do not have an active	If no report at 12 months appears in red			
Exc Award (06/30/2018, 06/30/2019, 06/30/2020)	68858 BAGODAR	05/22/2003	Active(1)	16	0	0	0	0.00%	17		9			N	T,M,SC	7	\$11.38	
Exc Award (06/30/2018, 06/30/2021)	78107 BALIAPUR	01/22/2004	Active	20	0	0	0	0.00%	22		10			R	P,SC	2	\$13.78	
Exc Award (06/30/2018, 06/30/2021)	66904 BARHI	11/22/2002	Cancelled(8*)	0	0	16	-16	-100.00%	16	13	13	1	None		P,S,T,M,VP SC	24+	90+ Days \$8.98	
Exc Award (06/30/2019)	103910 BHURKUNDA	11/03/2008	Active	35	0	5	-5	-12.50%	42	6	3			N	VP,SC	0	\$19.17	
Exc Award (06/30/2018, 06/30/2021, 06/30/2020)	26048 BOKARO STEEL CITY	04/04/1965	Active	70	1	2	-1	-1.41%	74	20	1			N	SC	0		
Exc Award (06/30/2017, 06/30/2018, 06/30/2020)	50910 BOKARO THERMAL	08/23/1990	Active(1)	28	0	0	0	0.00%	29		8		2	N	T,M,SC	18	\$19.77	
Exc Award (06/30/2018, 06/30/2019)	118094 CHAIBASA	10/23/2012	Active	40	0	0	0	0.00%	38		8			N	SC	9	\$14.97	
Exc Award (06/30/2023)	148126 Chaibasa Lavanya	08/30/2021	Active	20	1	0	1	5.26%	35		2			N		0	\$16.17	
Exc Award (06/30/2023)	145872 Chandwa Roaring	06/08/2021	Cancelled(8*)	0	0	22	-22	-100.00%	22	4	16	1	None		P,S,T,M,VP SC	N/A	90+ Days	
	149615 Chatra United	01/24/2022	Cancelled(8*)	0	0	13	-13	-100.00%	19	2	2	1	None		P,S,T,M,VP SC	9	90+ Days	
	26031 DALTONGANJ	09/28/1964	Active	30	1	0	1	3.45%	31		0			N	VP	7	\$19.17	
Exc Award (06/30/2017, 06/30/2018, 06/30/2020)	129912 Daltonganj Femina	01/30/2017	Active	23	0	0	0	0.00%	23		0			N	P,VP	8	\$9.58	
Exc Award (06/30/2018)	65330 DEOGHAR BAIDYANATHDHAM	05/17/2002	Active	67	1	3	-2	-2.90%	75	17	6			N		0	\$452.84	
Exc Award (06/30/2018, 06/30/2019, 06/30/2020)	26035 DHANBAD	04/20/1959	Active(1)	27	11	7	4	17.39%	24	9	4			N	M,VP,SC	7		
	152443 Dhanbad Coal Capital	09/01/2022	Active(3)	19	0	0	0	0.00%	19		11		2	N	S,SC	13		
	32761 DHANBAD COALFIELDS	09/28/1976	Active	25	0	0	0	0.00%	25		9		2	N	VP	5		



Club Health Assessment for District 322 A through March 2025

			Status	Membership							Reports					Finance		LCIF
Club Number	Club Name	Charter Date		Current Member Count	YTD Members Added	YTD Members Dropped	YTD Net Growth	YTD Net Growth%	Member Count 12 Months Ago	Avg. length of service for dropped members	Months Since Last MMR ***	Yrs. Since Last Officer Report	President Rotation	Vice President Reported ****	Months Since Last Activity Report ***	Account Balance	Donations for current Fiscal Year	
			Number of times on status quo within last two years	If below 15 members appears				If net loss is greater than 20% appears			If no report in 3 months appears in	When more than one year appears in	Number of repeat terms	Notes the officers that do not have an active	If no report at 12 months appears in red			
Exc Award (06/30/2018, 06/30/2020, 06/30/2021)																		
129711	Dhanbad Savera	01/03/2017	Active	27	0	8	-8	-22.86%	41	2	3			N	S,T,M,VP,SC	6	\$22.76	
Exc Award (06/30/2018, 06/30/2019)																		
26036	DHURWA	04/26/1964	Cancelled(8*)	0	0	22	-22	-100.00%	25	12	0		None		P,S,T,M,VP SC	18	90+ Days	
Exc Award (06/30/2017, 06/30/2018, 06/30/2020)																		
35456	DUMKA SANTHAL PARGANAS	04/17/1978	Active(1)	58	0	0	0	0.00%	58		15		2	R	P,M	1	\$2,420.75	
Exc Award (06/30/2019, 06/30/2021, 06/30/2022)																		
111335	GARHWA AWESOME	06/09/2011	Active	20	3	0	3	17.65%	19		0			N	M,VP,SC	20		
Exc Award (06/30/2018, 06/30/2021)																		
135294	Garhwa City	06/19/2018	Active	20	0	0	0	0.00%	22		9				M,VP	9		
Exc Award (06/30/2019, 06/30/2021)																		
68807	GARHWA GREEN	05/14/2003	Active(1)	40	2	0	2	5.26%	47		6			N	P,T,M,VP	5	\$13.18	
Exc Award (06/30/2018, 06/30/2021)																		
45732	GARHWA VISHAL	01/20/1986	Active	28	0	0	0	0.00%	29		9			R	S	3	\$1,000.30	
Exc Award (06/30/2021)																		
26039	GAYA	09/28/1961	Active	34	6	0	6	21.43%	29		7			N	S,T,M,SC	6	\$20.37	
Exc Award (06/30/2018, 06/30/2019, 06/30/2020)																		
55101	GAYA MAGADH	12/06/1993	Active	25	4	4	0	0.00%	30	23	0		2		T,VP,SC	8		
Exc Award (06/30/2019)																		
142164	Giridih Elite	07/23/2020	Active	34	4	1	3	9.68%	34	0	3			N		2		
129304	Giridih Jagriti	12/27/2016	Active	23	1	0	1	4.55%	23		6			N	M,SC	0		
Exc Award (06/30/2018, 06/30/2019)																		
47372	GIRIDIH TOWN	05/26/1987	Active	53	0	0	0	0.00%	53		8			N	VP	4		
Exc Award (06/30/2017, 06/30/2018, 06/30/2020)																		
35859	GOBINDPUR	06/22/1978	Active	87	4	9	-5	-5.43%	102	7	0			N	T	8		
Exc Award (06/30/2018, 06/30/2019, 06/30/2020)																		
51376	GUMLA	03/01/1991	Active	39	1	3	-2	-4.88%	41	17	3			N	T,M,SC	0	\$20.96	
Exc Award (06/30/2018, 06/30/2019, 06/30/2020)																		
147336	Gumla Greater	07/04/2021	Active(1)	27	0	12	-12	-30.77%	39	2	3		2		VP	7	\$17.97	



Club Health Assessment for District 322 A through March 2025

			Status	Membership							Reports					Finance		LCIF
Club Number	Club Name	Charter Date		Current Member Count	YTD Members Added	YTD Members Dropped	YTD Net Growth	YTD Net Growth%	Member Count 12 Months Ago	Avg. length of service for dropped members	Months Since Last MMR ***	Yrs. Since Last Officer Report	President Rotation	Vice President Reported ****	Months Since Last Activity Report ***	Account Balance	Donations for current Fiscal Year	
			Number of times on status quo within last two years	If below 15 members appears				If net loss is greater than 20% appears			If no report in 3 months appears in	When more than one year appears in	Number of repeat terms	Notes the officers that do not have an active	If no report at 12 months appears in red			
149825	Harihar Dham	03/02/2022	Cancelled(8*)	0	0	70	-70	-100.00%	20	1	3	1	None	P,S,T,M,VP SC	N/A	90+ Days	\$11.98	
26042	HAZARIBAGH	06/20/1963	Active(1)	36	0	16	-16	-30.77%	52	10	3			M,VP,SC	16		\$32.94	
	Exc Award (06/30/2017, 06/30/2021)																	
149833	Hazaribagh Ichak	03/02/2022	Cancelled(8*)	0	0	20	-20	-100.00%	20	2	3	1	None	P,S,T,M,VP SC	N/A	90+ Days	\$10.18	
144378	Hazaribagh Roaring	12/31/2020	Active(1)	17	18	26	-8	-32.00%	25	3	0		2	R	T	2	\$19.17	
134059	Hinoo	03/20/2018	Active	24	3	0	3	14.29%	20		0			N	T	10		
	Exc Award (06/30/2019, 06/30/2022, 06/30/20)																	
47031	ISRI DUMRI	03/09/1987	Active	42	7	0	7	20.00%	47		0		2		M,VP,SC	0	\$29.95	
	Exc Award (06/30/2017, 06/30/2019, 06/30/20)																	
26044	JAMSHEDPUR	04/20/1959	Active	66	4	16	-12	-15.38%	87	3	3			N		0	\$1,803.54	
	Exc Award (06/30/2018, 06/30/2020, 06/30/20)																	
104002	JAMSHEDPUR CENTENARY	11/20/2008	Active	25	2	0	2	8.70%	31		1		2	N	M,VP,SC	17	\$17.97	
	Exc Award (06/30/2018, 06/30/2019)																	
149239	Jamshedpur Bharat	12/13/2021	Active	22	0	4	-4	-15.38%	27	2	3		4	R		2	\$15.57	
130616	Jamshedpur Femina	04/06/2017	Active	28	15	8	7	33.33%	26	4	1			N		0	\$1,018.27	
	Exc Award (06/30/2018, 06/30/2019, 06/30/20)																	
60707	JAMSHEDPUR GOLMURI	04/28/1998	Active	21	0	1	-1	-4.55%	24	18	3			N	T,VP,SC	14	\$1,000.30	
	Exc Award (06/30/2016, 06/30/2017, 06/30/20)																	
129664	Jamshedpur Kalimati	12/21/2016	Active	24	0	2	-2	-7.69%	32	2	3				M,VP,SC	5	\$25.16	
	Exc Award (06/30/2018, 06/30/2020, 06/30/20)																	
46667	JAMSHEDPUR NORTH	11/03/1986	Active	49	7	2	5	11.36%	52	13	5		2	N	VP	1	\$119.80	
	Exc Award (06/30/2017, 06/30/2019, 06/30/20)																	
59044	JAMSHEDPUR STEEL CITY	01/27/1997	Active	22	1	3	-2	-8.33%	33	4	2		4	R	T,VP,SC	0	\$16.17	
	Exc Award (06/30/2017, 06/30/2018, 06/30/20)																	
46668	JAMSHEDPUR TATANAGAR	11/03/1986	Cancelled(8*)	0	0	16	-16	-100.00%	29	9	1		None		P,S,T,M,VP SC	9	90+ Days	
	Exc Award (06/30/2019, 06/30/2021)																	
153537	Jamshedpur Unity	03/24/2023	Active(1)	21	3	0	3	16.67%	20		2		3		S,M,VP,SC	9	90+ Days	
77368	JHUMRI TELAIYA	06/26/2003	Active(1)	20	0	5	-5	-20.00%	23	10	3			N	P,S,T	19	\$17.97	



Club Health Assessment for District 322 A through March 2025

			Status	Membership							Reports					Finance		LCIF
Club Number	Club Name	Charter Date		Current Member Count	YTD Members Added	YTD Members Dropped	YTD Net Growth	YTD Net Growth%	Member Count 12 Months Ago	Avg. length of service for dropped members	Months Since Last MMR ***	Yrs. Since Last Officer Report	President Rotation	Vice President Reported ****	Months Since Last Activity Report ***	Account Balance	Donations for current Fiscal Year	
			Number of times on status quo within last two years	If below 15 members appears				If net loss is greater than 20% appears			If no report in 3 months appears in	When more than one year appears in	Number of repeat terms	Notes the officers that do not have an active	If no report at 12 months appears in red			
Exc Award (06/30/2018, 06/30/2019)																		
144041	Katras	12/16/2020	Active	43	5	0	5	13.16%	45		3			R T	11			
Exc Award (06/30/2022)																		
26047	MADHUPUR	03/10/1967	Active	42	3	5	-2	-4.55%	44	4	2			N M,SC	3		\$29.35	
Exc Award (06/30/2017, 06/30/2018, 06/30/2021)																		
35003	NOAMUNDI	01/11/1978	Active(1)	110	28	3	25	29.41%	85	2	2			N	2		\$30.55	
Exc Award (06/30/2021)																		
50222	RAJDHANWAR	02/22/1990	Active(2)	34	0	3	-3	-8.11%	37	12	7			N M,SC	3			
Exc Award (06/30/2016, 06/30/2018, 06/30/2021)																		
47033	RAMGARH CANTT	03/09/1987	Active	42	0	0	0	0.00%	42		15			R P,T,VP	2		\$2,029.35	
Exc Award (06/30/2018, 06/30/2021)																		
26060	RANCHI	08/08/1960	Active	110	5	3	2	1.85%	110	3	1			R SC	0		\$169.80	
Exc Award (06/30/2016, 06/30/2017, 06/30/2021)																		
104181	RANCHI PRABHAT	12/18/2008	Active	71	0	0	0	0.00%	75		9			N	5			
Exc Award (06/30/2016, 06/30/2019, 06/30/2021)																		
64350	RANCHI CAPITAL	05/30/2001	Active(1)	25	3	10	-7	-21.88%	43	6	0			N	3		\$17.37	
Exc Award (06/30/2018)																		
64424	RANCHI CITY	06/18/2001	Active	31	5	8	-3	-8.82%	31	6	3			N P,S,T,VP	0		\$19.17	
Exc Award (06/30/2021, 06/30/2022, 06/30/2023)																		
151709	Ranchi Divas	07/13/2022	Active	22	0	2	-2	-8.33%	25	2	4			M,VP,SC	0		\$11.98	
Exc Award (06/30/2017, 06/30/2018, 06/30/2021)																		
45733	RANCHI EAST	01/17/1986	Active	169	7	154	-147	-46.52%	345	11	0			N SC	0		\$239.60	
Exc Award (06/30/2017, 06/30/2018, 06/30/2021)																		
152586	Ranchi Eklavya Greater	03/13/2023	Active(1)	12	4	12	-8	-40.00%	25	2	0		4	M,VP,SC	8			
Exc Award (06/30/2017, 06/30/2018, 06/30/2021)																		
130179	Ranchi Femina	02/22/2017	Active(1)	16	1	2	-1	-5.88%	16	3	2			N S,T,M,VP	2		\$1,517.82	
Exc Award (06/30/2018, 06/30/2019, 06/30/2021)																		
136377	Ranchi Galaxy	09/13/2018	Active	11	3	3	0	0.00%	11	3	0			N T,M,SC	0		\$9.58	
Exc Award (06/30/2021)																		
31829	RANCHI GREATER	03/05/1976	Active(1)	85	1	169	-168	-66.40%	279	3	0			VP,SC	6		\$1,700.45	
Exc Award (06/30/2018, 06/30/2019, 06/30/2021)																		



Club Health Assessment for District 322 A through March 2025

			Status	Membership							Reports					Finance		LCIF
Club Number	Club Name	Charter Date		Current Member Count	YTD Members Added	YTD Members Dropped	YTD Net Growth	YTD Net Growth%	Member Count 12 Months Ago	Avg. length of service for dropped members	Months Since Last MMR ***	Yrs. Since Last Officer Report	President Rotation	Vice President Reported ****	Months Since Last Activity Report ***	Account Balance	Donations for current Fiscal Year	
			Number of times on status quo within last two years	If below 15 members appears				If net loss is greater than 20% appears			If no report in 3 months appears in	When more than one year appears in	Number of repeat terms	Notes the officers that do not have an active	If no report at 12 months appears in red			
111049	RANCHI HILL TOWN	05/09/2011	Cancelled(8*)	0	0	30	-30	-100.00%	30	12	2	1	None	P,S,T,M,VP SC	11	90+ Days	\$16.77	
	Exc Award (06/30/2017, 06/30/2018, 06/30/2019)																	
135815	Ranchi Life	07/25/2018	Active	23	5	3	2	9.52%	29	5	1			R	T,M	0	\$1,000.30	
	Exc Award (06/30/2019, 06/30/2024)																	
147347	Ranchi Mukti	07/05/2021	Active	31	0	0	0	0.00%	31		19	1	None	P,S,T,M,VP SC	11		\$19.17	
116822	RANCHI NORTH	05/10/2012	Active(1)	11	0	5	-5	-31.25%	16	11	3		None	N	P,S,T,M,SC	8		
	Exc Award (06/30/2017, 06/30/2019)																	
119769	Ranchi Premium	06/24/2013	Cancelled(8*)	0	0	39	-39	-100.00%	39	10	3	1	None	P,S,T,M,VP SC	24+	90+ Days		
	Exc Award (06/30/2018, 06/30/2019)																	
105964	RANCHI QUEENS	06/23/2009	Active	16	1	1	0	0.00%	22	3	3			VP		0		
	Exc Award (06/30/2018, 06/30/2019)																	
142199	Ranchi Roaring	07/31/2020	Active(1)	18	2	12	-10	-35.71%	28	4	1			N		8	\$17.97	
138599	Ranchi Samarpan	06/14/2019	Active	22	12	13	-1	-4.35%	22	2	2			N	M	0	\$2,024.98	
88820	RANCHI SWARNAREKHA	06/29/2005	Cancelled(8*)	0	0	9	-9	-100.00%	24	9	8		None	P,S,T,M,VP SC	17	90+ Days		
	Exc Award (06/30/2017, 06/30/2018, 06/30/2019)																	
26065	SASARAM	07/10/1966	Active	62	0	0	0	0.00%	58		9		8	R	P,S,T,M,VP SC	14	\$16.77	
	Exc Award (06/30/2018, 06/30/2019)																	
66647	SASARAM EAST	09/27/2002	Active(1)	20	2	4	-2	-9.09%	24	6	3		2		P,T,M,VP	4	\$1,022.46	
	Exc Award (06/30/2018)																	
88819	SINDRI	06/29/2005	Active	34	2	0	2	6.25%	32		6		2		T,M,VP,SC	11		
	Exc Award (06/30/2018, 06/30/2020, 06/30/2021)																	
50330	SONEBHADRA-DEHRI	03/26/1990	Active(1)	23	1	0	1	4.55%	22		7			R	T,SC	13		
	Exc Award (06/30/2018, 06/30/2019)																	
50240	SURIYA	02/26/1990	Cancelled(8*)	0	0	10	-10	-100.00%	10	24	3	1	None	P,S,T,M,VP SC	12	90+ Days		
	Exc Award (06/30/2019)																	

Clubs Cancelled Previous Fiscal Year – Clubs Cancelled within last 12 months may be reinstated

Club Number	Club Name	Charter Date	Current Status*	Cancellation Date
-------------	-----------	--------------	-----------------	-------------------



Club Health Assessment for District 322 A through March 2025

INTERNATIONAL

Club Number	Club Name	Charter Date	Status	Membership								Reports				Finance		LCIF		
				Current Member Count	YTD Members Added	YTD Members Dropped	YTD Net Growth	YTD Net Growth%	Member Count 12 Months Ago	Avg. length of service for dropped members	Months Since Last MMR ***	Yrs. Since Last Officer Report	President Rotation	Vice President Reported ****	Months Since Last Activity Report ***	Account Balance	Donations for current Fiscal Year			
				Number of times on status quo within last two years	If below 15 members appears	If net loss is greater than 20% appears	If no report in 3 months appears in	When more than one year appears in	Number of repeat terms	Notes the officers that do not have an active	If no report at 12 months appears in red									
142015	Dhanbad Black Diamond	07/23/2020	Cancelled(8*)	12/29/2023																
150621	Hazaribagh Barkagaon	05/10/2022	Cancelled(8*)	08/29/2023																
151747	Katrasgarh	07/15/2022	Cancelled(8*)	12/29/2023																
147454	Ranchi Earth	07/06/2021	Cancelled(8*)	12/29/2023																
120374	Ranchi Youth	09/20/2013	Cancelled(8*)	12/29/2023																
Current Total Clubs Count	YTD New Clubs Count	YTD Cancelled Clubs Count	YTD Net Club Gain	Current Total Members Count	YTD Add	YTD Drop	YTD Net Growth	YTD Net Growth %	Member Count 12 Months Ago	Average Member Count Per Club	% of Clubs with less than 20 members	% No MMR in 3 Months	% No Officer Report in 12 Months	% of Clubs with balance 90+ days	Number of Clubs in Status Quo	% Status Quo Clubs in Financial Suspension	Number of Cancelled Clubs	Average Cancelled Club Age	Members Lost Due to Cancellation	% of Clubs Cancelled for Non-Financial Reasons
83	3	15	-12	2,860	299	946	-647	-18.45%	3,607	34	13%	61%	1%	8%	0	0%	15	16	355	-33%

* - P - Priority Club. Cancellation Reasons: 1-Objectives/conduct, 2-Non-active club, 5-Non-existing club, 6-Disbanding, 7-Merger, 8-Financial Suspension, 9-District/Multiple District Dues.

** - Abbreviation: P-President, S-Secretary, T-Treasurer, M-Member Chairperson, VP-First Vice President, MC-Communications Chairperson, SC-Service Chairperson

*** - Abbreviation: N/R - Never reported using the Lions Clubs website, N/A - Not applicable, No password registered for the Lions Clubs website.

**** - Abbreviation: N - New, IP - Immediate Past, R - Repeat.



Club Health Assessment for District 322 B1 through March 2025

Club Number	Club Name	Charter Date	Status	Membership							Reports					Finance	LCIF
				Current Member Count	YTD Members Added	YTD Members Dropped	YTD Net Growth	YTD Net Growth%	Member Count 12 Months Ago	Avg. length of service for dropped members	Months Since Last MMR ***	Yrs. Since Last Officer Report	President Rotation	Vice President Reported ****	Months Since Last Activity Report ***	Account Balance	Donations for current Fiscal Year
			Number of times on status quo within last two years	If below 15 members appears				If net loss is greater than 20% appears			If no report in 3 months appears	When more than one year appears in	Number of repeat terms	Notes the officers that do not have an active	If no report at 12 months red		
Clubs less than two years old																	
157016	Balia	12/28/2023	Active(1)	40	52	40	12	42.86%	28	1	1		3	M,VP,SC	6		
180769	Dhubulia Pratyasha	02/17/2025	Newly Chartered	20	20	0	20	100.00%	0		1			M,VP,SC	N/A		
155369	Fulia Kritibas	07/31/2023	Active	26	5	0	5	23.81%	21		8			R	0		\$124.59
173644	Haringhata	07/31/2024	Active	20	25	5	20	100.00%	0	0	3			M,VP,SC	0		\$119.80
157014	Howrah Botanical Garden	12/29/2023	Active	23	5	4	1	4.55%	21	1	0		2	R	0		\$115.00
178986	Karimpur Sebayon	09/30/2024	Active	20	20	0	20	100.00%	0		6			M,VP,SC	N/R		\$95.84
154710	Kolkata Aryavart	06/12/2023	Active	21	0	4	-4	-16.00%	25	2	3		3	R	4		
Exc Award (06/30/2024)																	
154883	Kolkata Bandhan	06/20/2023	Active(1)	14	0	5	-5	-26.32%	21	2	3		3	R	1	90+ Days	
174932	Kolkata Crystal	07/15/2024	Active	31	31	0	31	100.00%	0		1			N	0		\$191.68
157013	Kolkata Metropolitan	12/30/2023	Active	25	5	0	5	25.00%	20		1		2	S,T,M,VP,SC	0	90+ Days	
154730	Kolkata Prakriti	06/15/2023	Active	27	2	2	0	0.00%	21	2	7			N	0		\$896.07
Exc Award (06/30/2024)																	
172701	Kolkata Professional	07/23/2024	Active	20	20	0	20	100.00%	0		8			N	0		
157081	Kolkata The Victoria	12/30/2023	Active	20	0	0	0	0.00%	20		9		2	M,VP,SC	0	90+ Days	
155366	Kolkata Women Power	08/28/2023	Active	48	35	0	35	269.23%	20		2			M,VP,SC	1	90+ Days	
172613	Krishnagar Abhiyojon	07/30/2024	Active	20	20	0	20	100.00%	0		8			M,VP,SC	0		\$95.84
180833	Majdia	02/25/2025	Newly Chartered	20	20	0	20	100.00%	0		0			N	N/A		
180968	Nadia Golden Roar	02/20/2025	Newly Chartered	20	20	0	20	100.00%	0		1			N	T,M,VP,SC	N/A	
174526	Ramnagar Spandan	07/31/2024	Active	20	20	0	20	100.00%	0		8			M,VP,SC	0		\$95.84
154608	Taherpur	06/06/2023	Active	20	19	9	10	100.00%	10	2	1		4	M,VP,SC	1		\$143.76
173287	Tehatta Nabataranga	07/24/2024	Active	20	20	0	20	100.00%	0		8			N	0		\$95.84
Clubs more than two years old																	



Club Health Assessment for District 322 B1 through March 2025

			Status	Membership							Reports					Finance		LCIF
Club Number	Club Name	Charter Date		Current Member Count	YTD Members Added	YTD Members Dropped	YTD Net Growth	YTD Net Growth%	Member Count 12 Months Ago	Avg. length of service for dropped members	Months Since Last MMR ***	Yrs. Since Last Officer Report	President Rotation	Vice President Reported ****	Months Since Last Activity Report ***	Account Balance	Donations for current Fiscal Year	
			Number of times on status quo within last two years	If below 15 members appears					If net loss is greater than 20% appears			If no report in 3 months appears in	When more than one year appears in	Number of repeat terms	Notes the officers that do not have an active	If no report at 12 months appears in red		
104413	ARANGHATA	01/15/2009	Active	43	8	0	8	22.86%	42		1			R	P,T,M,VP,SC	0	\$368.97	
Exc Award (06/30/2017, 06/30/2018, 06/30/20																		
148313	Badkulla	09/28/2021	Active(1)	20	0	1	-1	-4.76%	23	3	3		2		M,VP,SC	0		
138600	Bethuadahari	06/20/2019	Active	90	24	9	15	20.00%	79	3	1			N	VP	0	\$906.69	
Exc Award (06/30/2022, 06/30/2023)																		
26090	CALCUTTA	02/01/1957	Active	341	26	12	14	4.28%	345	7	2				VP	0	\$5,914.06	
Exc Award (06/30/2016, 06/30/2017, 06/30/20																		
108514	CALCUTTA A ONE CITY	05/28/2010	Active	63	11	2	9	16.67%	51	11	0			N	P	0	\$306.68	
Exc Award (06/30/2016, 06/30/2017, 06/30/20																		
37284	CALCUTTA BRABOURNE ROAD	06/21/1979	Active	111	11	0	11	11.00%	104		7			N	M	0	\$1,019.46	
Exc Award (06/30/2016, 06/30/2018, 06/30/20																		
119717	Calcutta Brickfield	06/20/2013	Active	23	3	4	-1	-4.17%	27	3	3				M,VP,SC	2	\$179.80	
Exc Award (06/30/2018, 06/30/2019, 06/30/20																		
78172	CALCUTTA CHANDNI	04/13/2004	Active	20	3	0	3	17.65%	20		3		2	R	S,M,SC	0	\$95.84	
Exc Award (06/30/2016, 06/30/2019, 06/30/20																		
102334	CALCUTTA CHETNA	06/05/2008	Active	54	0	2	-2	-3.57%	55	9	3			N	M	0	\$273.35	
Exc Award (06/30/2016, 06/30/2019, 06/30/20																		
128254	Calcutta Elite	08/29/2016	Active	29	2	0	2	7.41%	24		1			R	M,SC	0	90+ Days \$254.17	
Exc Award (06/30/2017, 06/30/2018, 06/30/20																		
99579	CALCUTTA GALAXY	06/08/2007	Active	22	10	4	6	37.50%	16	10	1		2	N	M,SC	0	\$124.59	
Exc Award (06/30/2017, 06/30/2019)																		
26080	CALCUTTA GREATER	05/03/1971	Active	98	9	4	5	5.38%	94	7	0			N		0	\$9,127.03	
Exc Award (06/30/2016, 06/30/2017, 06/30/20																		
30222	CALCUTTA HASTINGS	02/05/1975	Active	26	2	0	2	8.33%	24		4		3		S,T,M,VP,SC	0	\$124.58	
Exc Award (06/30/2019)																		
50079	CALCUTTA LAKE TOWN	12/30/1989	Active	27	13	8	5	22.73%	18	6	3			N	T,M	0		
Exc Award (06/30/2019, 06/30/2022, 06/30/20																		
61895	CALCUTTA MAANSAROVAR	05/07/1999	Active	38	11	0	11	40.74%	25		1		2	R		0	\$444.44	
Exc Award (06/30/2017, 06/30/2018, 06/30/20																		



Club Health Assessment for District 322 B1 through March 2025

Club Number	Club Name	Charter Date	Status	Membership							Reports					Finance	LCIF
				Current Member Count	YTD Members Added	YTD Members Dropped	YTD Net Growth	YTD Net Growth%	Member Count 12 Months Ago	Avg. length of service for dropped members	Months Since Last MMR ***	Yrs. Since Last Officer Report	President Rotation	Vice President Reported ****	Months Since Last Activity Report ***	Account Balance	Donations for current Fiscal Year
			Number of times on status quo within last two years	If below 15 members appears				If net loss is greater than 20% appears			If no report in 3 months appears in	When more than one year appears in	Number of repeat terms	Notes the officers that do not have an active	If no report at 12 months appears in red		
39765	CALCUTTA MAHANAGAR	04/02/1981	Active	35	10	3	7	25.00%	30	1	2			M,VP,SC	0		\$1,766.99
	Exc Award (06/30/2017, 06/30/2019, 06/30/20																
117896	CALCUTTA METRO	09/27/2012	Active	20	0	0	0	0.00%	20		5		N	M,SC	0		
	Exc Award (06/30/2017, 06/30/2019, 06/30/20																
32471	CALCUTTA MIDTOWN	06/16/1976	Active	73	10	1	9	14.06%	61	1	1		R	P,T,M,SC	0		\$3,269.02
	Exc Award (06/30/2016, 06/30/2017, 06/30/20																
46351	CALCUTTA NAV NIRMAN	06/06/1986	Active	28	0	0	0	0.00%	27		9		2	R		0	\$134.17
	Exc Award (06/30/2016, 06/30/2017, 06/30/20																
34060	CALCUTTA NEW ALIPORE	06/13/1977	Active	27	0	0	0	0.00%	26		6		N		0		\$6,549.89
	Exc Award (06/30/2016, 06/30/2018, 06/30/20																
26084	CALCUTTA NORTH	09/15/1961	Active	154	11	5	6	4.05%	148	17	1			M,VP,SC	0		\$9,127.26
	Exc Award (06/30/2017, 06/30/2018, 06/30/20																
26085	CALCUTTA NORTH WEST	09/10/1970	Active	32	3	1	2	6.67%	31	0	1		2	R		0	\$766.69
	Exc Award (06/30/2016, 06/30/2017, 06/30/20																
61004	CALCUTTA PARADISE	06/30/1998	Active	65	8	9	-1	-1.52%	67	4	1		N		0		\$1,766.99
	Exc Award (06/30/2016, 06/30/2017, 06/30/20																
56133	CALCUTTA PARK AVENUE	10/04/1994	Active	108	21	0	21	24.14%	87		0		R		0		\$5,625.43
	Exc Award (06/30/2016, 06/30/2017, 06/30/20																
108512	CALCUTTA PRAGATI	05/28/2010	Active	26	1	0	1	4.00%	26		1		R	M,SC	0		\$119.80
	Exc Award (06/30/2016, 06/30/2017, 06/30/20																
121454	Calcutta Quest	02/26/2014	Active	26	0	0	0	0.00%	27		0			S,M,VP,SC	1		\$244.39
	Exc Award (06/03/2018, 06/30/2016, 06/30/20																
66309	CALCUTTA ROSHNI	06/21/2002	Active	65	11	0	11	20.37%	50		3		R		0		\$5,617.57
	Exc Award (06/30/2016, 06/30/2017, 06/30/20																
98780	CALCUTTA SANCHETNA	03/15/2007	Active	42	4	2	2	5.00%	42	1	3		R	VP	0		\$766.69
	Exc Award (06/30/2016, 06/30/2018, 06/30/20																
66561	CALCUTTA SANJEEVANI	08/28/2002	Active	23	0	0	0	0.00%	23		6		None	P,T,M,VP,SC	0		\$110.21
	Exc Award (06/30/2017, 06/30/2023)																
48835	CALCUTTA SEALDAH	07/11/1988	Active	43	0	0	0	0.00%	43		4			M,VP,SC	0	90+ Days	



Club Health Assessment for District 322 B1 through March 2025

			Status	Membership							Reports					Finance		LCIF
Club Number	Club Name	Charter Date		Current Member Count	YTD Members Added	YTD Members Dropped	YTD Net Growth	YTD Net Growth%	Member Count 12 Months Ago	Avg. length of service for dropped members	Months Since Last MMR ***	Yrs. Since Last Officer Report	President Rotation	Vice President Reported ****	Months Since Last Activity Report ***	Account Balance	Donations for current Fiscal Year	
			Number of times on status quo within last two years	If below 15 members appears					If net loss is greater than 20% appears			If no report in 3 months appears in	When more than one year appears in	Number of repeat terms	Notes the officers that do not have an active	If no report at 12 months appears in red		
Exc Award (06/30/2019, 06/30/2021, 06/30/2022)			Active	26	2	0	2	8.33%	27		0		3	N	SC	0		\$134.16
104532	CALCUTTA SUNRISE	02/02/2009																
Exc Award (06/30/2016, 06/30/2018, 06/30/2022)			Active	45	1	2	-1	-2.17%	46	11	0			N	SC	0		\$10,543.14
45734	CALCUTTA VIKAS	01/21/1986																
Exc Award (06/30/2017, 06/30/2018, 06/30/2022)			Active	20	0	0	0	0.00%	20		10				S,VP,SC	0		\$115.84
121705	Calcutta VIP	03/28/2014																
Exc Award (06/30/2021)			Active	36	4	7	-3	-7.69%	38	2	1			R	SC	0		\$196.47
132013	Chakdah Block	07/03/2017																
Exc Award (06/30/2018, 06/30/2019, 06/30/2022)			Active	42	11	20	-9	-17.65%	55	2	2		2	R	T,VP,SC	0	90+ Days	
151710	Chakdaha Greater	07/15/2022																
Exc Award (06/30/2023, 06/30/2024)			Active	21	0	0	0	0.00%	21		14				P,S,T,M,VP SC	0		\$100.63
151712	Chakdignagar	07/15/2022																
Exc Award (06/30/2023)			Active	40	2	9	-7	-14.89%	60	4	3				M,VP,SC	0		\$9.58
67281	FULIA	02/19/2003																
Exc Award (06/03/2016, 06/30/2017, 06/30/2022)			Active	272	28	13	15	5.84%	242	18	0			N	SC	0		\$34,300.19
26099	HOWRAH	08/19/1960																
Exc Award (06/30/2016, 06/30/2017, 06/30/2022)			Active	20	1	0	1	5.26%	20		5			R	M,VP,SC	0		\$95.84
106436	KALIGANJ	08/31/2009																
Exc Award (06/30/2019, 06/30/2023)			Active	25	1	0	1	4.17%	28		8				M,VP,SC	0		\$119.79
135804	Kolkata Aakansha	07/11/2018																
Exc Award (06/30/2021, 06/30/2022, 06/30/2022)			Active	88	26	31	-5	-5.38%	97	2	0		2	R		0		
149974	Kolkata Aastha	02/25/2022																
Exc Award (06/30/2023)			Active(1)	17	1	7	-6	-26.09%	18	3	3		3		M,VP,SC	2		
131758	Kolkata Academia	07/03/2017																
Exc Award (06/30/2018, 06/30/2019, 06/30/2022)			Active(2)	21	5	0	5	31.25%	0		1			N	SC	0		\$76.67
149541	Kolkata Altruist	01/10/2022																
Exc Award (06/30/2022, 06/30/2023)			Cancelled(8*)	0	0	68	-68	-100.00%	24	3	1		None		P,S,T,M,VP SC	12	90+ Days	
135458	Kolkata Aryans	07/11/2018																
Exc Award (06/30/2021, 06/30/2022)																		



Club Health Assessment for District 322 B1 through March 2025

			Status	Membership							Reports					Finance		LCIF
Club Number	Club Name	Charter Date		Current Member Count	YTD Members Added	YTD Members Dropped	YTD Net Growth	YTD Net Growth%	Member Count 12 Months Ago	Avg. length of service for dropped members	Months Since Last MMR ***	Yrs. Since Last Officer Report	President Rotation	Vice President Reported ****	Months Since Last Activity Report ***	Account Balance	Donations for current Fiscal Year	
			Number of times on status quo within last two years	If below 15 members appears				If net loss is greater than 20% appears			If no report in 3 months appears in	When more than one year appears in	Number of repeat terms	Notes the officers that do not have an active	If no report at 12 months appears in red			
131772	Kolkata Disha	07/03/2017	Active	27	6	0	6	28.57%	26		1			T,M,VP,SC	0		\$315.11	
	Exc Award (06/30/2018, 06/30/2021, 06/30/2022)																	
144274	Kolkata Empowering	12/24/2020	Active	20	0	12	-12	-37.50%	25	2	3			M,VP,SC	0		\$193.34	
	Exc Award (06/30/2022, 06/30/2023)																	
136578	Kolkata Femina	10/12/2018	Active	29	0	6	-6	-17.14%	34	3	3		R		0		\$162.92	
	Exc Award (06/30/2022, 06/30/2023)																	
136362	Kolkata Friends	09/19/2018	Active	46	4	0	4	9.52%	42		4		R	T,M,SC	0		\$766.69	
	Exc Award (06/30/2021, 06/30/2023, 06/30/2024)																	
136245	Kolkata Glory	08/30/2018	Active	24	6	7	-1	-4.00%	26	1	2		N	M,SC	1		\$143.76	
	Exc Award (06/30/2019, 06/30/2022, 06/30/2023)																	
145075	Kolkata Grand	02/23/2021	Active	52	16	8	8	18.18%	42	1	1		N	M	0		\$881.69	
	Exc Award (06/30/2022, 06/30/2023, 06/30/2024)																	
153164	Kolkata Heritage	12/13/2022	Cancelled(8*)	0	0	20	-20	-100.00%	20	2	3	1	None	P,S,T,M,VP SC	15	90+ Days		
145838	Kolkata Kasba	04/14/2021	Active	27	8	5	3	12.50%	27	2	1		N		0		\$262.94	
	Exc Award (06/30/2022, 06/30/2023)																	
143341	Kolkata Leo	11/03/2020	Active	36	5	2	3	9.09%	37	2	2			M,VP,SC	0		\$570.75	
	Exc Award (06/30/2022, 06/30/2023, 06/30/2024)																	
142201	Kolkata Magnates	07/15/2020	Active	17	6	5	1	6.25%	21	1	1		5	R	M	0	\$100.63	
	Exc Award (06/30/2023)																	
145044	Kolkata Middleton	04/01/2021	Cancelled(8*)	0	0	0	0	0.00%	11		9	1	None	P,S,T,M,VP SC	12	90+ Days		
	Exc Award (06/30/2023)																	
129904	Kolkata North Femina	01/24/2017	Active	46	5	4	1	2.22%	51	4	2		R		0			
	Exc Award (06/30/2017, 06/30/2019, 06/30/2020)																	
151864	Kolkata Rainbow	07/18/2022	Active(1)	26	2	3	-1	-3.70%	21	2	1		N	M,SC	0	90+ Days		
152939	Kolkata Rays	11/07/2022	Active	34	11	1	10	41.67%	23	2	2			VP	0	90+ Days	\$158.13	
	Exc Award (06/30/2023)																	
138167	Kolkata Rishtey	05/15/2019	Cancelled(8*)	0	0	21	-21	-100.00%	22	4	3	1	None	P,S,T,M,VP SC	12	90+ Days		
	Exc Award (06/30/2022)																	
151109	Kolkata Unirose	06/20/2022	Cancelled(8*)	0	0	38	-38	-100.00%	20	2	3		None	P,S,T,M,VP SC	11	90+ Days		



Club Health Assessment for District 322 B1 through March 2025

			Status	Membership							Reports					Finance		LCIF
Club Number	Club Name	Charter Date		Current Member Count	YTD Members Added	YTD Members Dropped	YTD Net Growth	YTD Net Growth%	Member Count 12 Months Ago	Avg. length of service for dropped members	Months Since Last MMR ***	Yrs. Since Last Officer Report	President Rotation	Vice President Reported ****	Months Since Last Activity Report ***	Account Balance	Donations for current Fiscal Year	
			Number of times on status quo within last two years	If below 15 members appears					If net loss is greater than 20% appears			If no report in 3 months appears in	When more than one year appears in	Number of repeat terms	Notes the officers that do not have an active	If no report at 12 months appears in red		
153253	Kolkata Vivekbani	12/19/2022	Active(1)	15	0	0	0	0.00%	15		15	1	None	P,S,T,M,VP SC	12			
Exc Award (06/30/2023)																		
151798	Kolkata Zenith	07/19/2022	Active	25	5	0	5	25.00%	21		1		2	N	M,SC	0	\$115.01	
Exc Award (06/30/2023)																		
34062	KRISHNAGAR	06/13/1977	Active	169	36	4	32	23.36%	137	2	0			N		0	\$3,833.45	
Exc Award (06/30/2018, 06/30/2020, 06/30/2023)																		
118506	KRISHNAGAR SAMPARK	12/21/2012	Active	42	6	0	6	16.67%	48		5			N		0	\$182.09	
Exc Award (06/30/2016, 06/30/2019, 06/30/2023)																		
151909	Krishnagar Taranga	07/21/2022	Cancelled(8*)	0	0	0	0	0.00%	20		9	1	None	P,S,T,M,VP SC	12	90+ Days		
142639	Mayapur	08/19/2020	Active	38	8	5	3	8.57%	50	2	3			N	S,T,M,SC	0	\$206.05	
Exc Award (06/30/2022, 06/30/2023)																		
62087	NABADWIP	06/14/1999	Active	85	22	12	10	13.33%	81	10	6			N	P,VP	1	\$416.89	
Exc Award (06/30/2017, 06/30/2019, 06/30/2023)																		
131766	Nadia Dhubulia	07/04/2017	Active	84	12	10	2	2.44%	86	3	0			N		0	\$881.69	
Exc Award (06/30/2018, 06/30/2019, 06/30/2023)																		
97499	PANIGHATA	06/30/2006	Active	22	0	0	0	0.00%	24		9			N		0		
Exc Award (06/30/2016, 06/30/2019, 06/30/2023)																		
98782	PAYRADANGA	03/15/2007	Active	33	5	12	-7	-17.50%	52	6	0			N	T,M,VP	0	\$215.63	
Exc Award (06/30/2016, 06/30/2017, 06/30/2023)																		
109472	PLASSEY	10/06/2010	Active(1)	21	8	8	0	0.00%	30	5	1				VP	0	90+ Days	
Exc Award (06/30/2017, 06/30/2018, 06/30/2023)																		
138647	Ranaghat Central	06/19/2019	Active	38	7	0	7	22.58%	31		1			N	SC	0		
Exc Award (06/30/2023)																		
136553	Ranaghat Plassey	10/12/2018	Cancelled(6*)	0	0	0	0	0.00%	21		1	1	None	P,S,T,M,VP SC	12			
Exc Award (06/30/2019, 06/30/2023)																		
45618	RANAGHAT WEST	12/31/1985	Active	169	6	1	5	3.05%	159	13	0			N		0	\$4,141.41	
Exc Award (06/30/2017, 06/30/2018, 06/30/2023)																		
103483	SANTIPUR	09/02/2008	Active	23	1	2	-1	-4.17%	29	9	0			N	VP,SC	1	\$119.80	
Exc Award (06/30/2016, 06/30/2017, 06/30/2023)																		



Club Health Assessment for District 322 B1 through March 2025

			Status	Membership						Reports				Finance	LCIF		
Club Number	Club Name	Charter Date		Current Member Count	YTD Members Added	YTD Members Dropped	YTD Net Growth	YTD Net Growth%	Member Count 12 Months Ago	Avg. length of service for members	Months Since Last MMR ***	Yrs. Since Last Officer Report	President Rotation	Vice President Reported ****	Months Since Last Activity Report ***	Account Balance	Donations for current Fiscal Year
			Number of times on status quo within last two years	If below 15 members appears				If net loss is greater than 20% appears			If no report in 3 months appears in	When more than one year appears in	Number of repeat terms	Notes the officers that do not have an active	If no report at 12 months appears in		

Clubs Cancelled Previous Fiscal Year – Clubs Cancelled within last 12 months may be reinstated

Club Number	Club Name	Charter Date	Current Status*	Cancellation Date
147450	Kolkata Creation	07/12/2021	Cancelled(6*)	08/29/2023
147377	Kolkata Fusion	07/21/2021	Cancelled(8*)	12/29/2023
151902	Kolkata Jagriti	07/21/2022	Cancelled(6*)	06/29/2024
151244	Kolkata Prudent	06/20/2022	Cancelled(8*)	09/29/2023
140165	Kolkata Signature	12/06/2019	Cancelled(8*)	12/29/2023
147236	Kolkata South	07/05/2021	Cancelled(8*)	12/29/2023
151106	Kolkata Unirose Femina	06/10/2022	Cancelled(8*)	12/29/2023
147360	Nadia Greater	07/06/2021	Cancelled(6*)	06/29/2024

Current Total Clubs Count	YTD New Clubs Count	YTD Cancelled Clubs Count	YTD Net Club Gain	Current Total Members Count	YTD Add	YTD Drop	YTD Net Growth	YTD Net Growth %	Member Count 12 Months Ago	Average Member Count Per Club	% of Clubs with less than 20 members	% No MMR in 3 Months	% No Officer Report in 12 Months	% of Clubs with balance 90+ days	Number of Clubs in Status Quo	% Status Quo Clubs in Financial Suspension	Number of Cancelled Clubs	Average Cancelled Club Age	Members Lost Due to Cancellation	% of Clubs Cancelled for Non-Financial Reasons
88	10	7	3	4,068	818	479	339	9.09%	3,810	46	5%	44%	1%	11%	0	0%	7	7	147	-57%

* - P - Priority Club. Cancellation Reasons: 1-Objectives/conduct, 2-Non-active club, 5-Non-existing club, 6-Disbanding, 7-Merger, 8-Financial Suspension, 9-District/Multiple District Dues.

** - Abbreviation: P-President, S-Secretary, T-Treasurer, M-Member Chairperson, VP-First Vice President, MC-Communications Chairperson, SC-Service Chairperson

*** - Abbreviation: N/R - Never reported using the Lions Clubs website, N/A - Not applicable, No password registered for the Lions Clubs website.

**** - Abbreviation: N - New, IP - Immediate Past, R - Repeat.



Club Health Assessment for District 322 B2 through March 2025

			Status	Membership							Reports					Finance		LCIF
Club Number	Club Name	Charter Date		Current Member Count	YTD Members Added	YTD Members Dropped	YTD Net Growth	YTD Net Growth%	Member Count 12 Months Ago	Avg. length of service for dropped members	Months Since Last MMR ***	Yrs. Since Last Officer Report	President Rotation	Vice President Reported ****	Months Since Last Activity Report ***	Account Balance	Donations for current Fiscal Year	
			Number of times on status quo within last two years	If below 15 members appears					If net loss is greater than 20% appears			If no report in 3 months appears in	When more than one year appears in	Number of repeat terms	Notes the officers that do not have an active	If no report at 12 months appears in red		
Clubs less than two years old																		
172167	Calcutta South City	06/21/2024	Active	20	0	0	0	0.00%	0		4		2	T,M,VP,SC	4			
154605	Kolkata Aastitva	06/09/2023	Active	41	3	0	3	7.89%	40		7			S,M,VP,SC	0		\$1,000.30	
178994	Kolkata Abhyuday	09/30/2024	Active	20	20	0	20	100.00%	0		6			T,M,VP,SC	N/R	90+ Days		
156296	Kolkata Advocates	12/28/2023	Active	36	19	7	12	50.00%	20	1	3		2	T,M,VP,SC	0			
157384	Kolkata Centennial Moksh Greater	02/08/2024	Active	26	5	1	4	18.18%	20	0	0		2	T,M,VP,SC	0			
181023	Kolkata Dream One	02/21/2025	Newly Chartered	20	20	0	20	100.00%	0		1			M,VP,SC	N/R			
154066	Kolkata ECity	04/20/2023	Active	26	4	15	-11	-29.73%	37	1	3			M,VP,SC	6			
154884	Kolkata Family and Friends	06/27/2023	Cancelled(8*)	0	0	0	0	0.00%	20		9		None	P,S,T,M,VP SC	N/R	90+ Days		
179567	Kolkata Life Links	12/06/2024	Active	20	20	0	20	100.00%	0		0			T,M,VP,SC	N/R			
178722	Kolkata Madhuvan	09/30/2024	Active	21	21	0	21	100.00%	0		1			M,VP,SC	N/R			
157948	Kolkata Mangalam Legends	06/21/2024	Active	22	2	0	2	10.00%	0		0		2	M,VP,SC	7			
178888	Kolkata Marudhar Youth	09/26/2024	Active	20	20	0	20	100.00%	0		6			M,VP,SC	N/R	90+ Days		
156224	Kolkata Newtown	09/28/2023	Active	21	0	10	-10	-32.26%	31	1	5		2	T,M,VP,SC	N/R			
156283	Kolkata Pahal	10/26/2023	Cancelled(8*)	0	0	20	-20	-100.00%	20	1	9	1	None	P,S,T,M,VP SC	14	90+ Days		
179698	Kolkata Pahchan	12/23/2024	Active	20	20	0	20	100.00%	0		3			T,M,VP,SC	N/R			
174213	kolkata Panchwati	07/15/2024	Active	39	39	0	39	100.00%	0		2			N	0			
178864	Kolkata Panchwati Femina	09/30/2024	Active	20	20	0	20	100.00%	0		6			M,VP,SC	N/R			
178654	Kolkata Pratham	09/30/2024	Active	20	20	0	20	100.00%	0		6			S,M,VP,SC	5			
178710	Kolkata Prerit	09/20/2024	Active	20	20	0	20	100.00%	0		6			M,VP,SC	5			
155732	Kolkata Saburi	09/28/2023	Active	20	0	0	0	0.00%	20		12	1	None	P,S,T,M,VP SC	7	90+ Days		
178992	Kolkata Saffollya Samprit	09/30/2024	Active	20	20	0	20	100.00%	0		4			M,VP,SC	5			
155426	Kolkata Sapphire	08/09/2023	Active(1)	13	7	14	-7	-35.00%	20	1	1		2	N	S,M,SC	19	90+ Days	
156839	Kolkata Sarthak	12/08/2023	Active	20	4	4	0	0.00%	20	1	4		2	S,T,M,VP,SC	2			



Club Health Assessment for District 322 B2 through March 2025

			Status	Membership							Reports					Finance		LCIF
Club Number	Club Name	Charter Date		Current Member Count	YTD Members Added	YTD Members Dropped	YTD Net Growth	YTD Net Growth%	Member Count 12 Months Ago	Avg. length of service for dropped members	Months Since Last MMR ***	Yrs. Since Last Officer Report	President Rotation	Vice President Reported ****	Months Since Last Activity Report ***	Account Balance	Donations for current Fiscal Year	
			Number of times on status quo within last two years	If below 15 members appears					If net loss is greater than 20% appears		If no report in 3 months appears in	When more than one year appears in	Number of repeat terms	Notes the officers that do not have an active	If no report at 12 months appears in red			
178702	Kolkata Shraddha Saburee	09/30/2024	Active	20	20	0	20	100.00%	0		0			M,VP,SC	7	90+ Days		
155422	Kolkata Shradha Sabure	07/26/2023	Active	20	0	0	0	0.00%	20		3			P,M,VP,SC	7	90+ Days		
155143	Kolkata Sign of Victory	07/26/2023	Cancelled(8*)	0	0	19	-19	-100.00%	19	1	3	1	None	P,S,T,M,VP SC	N/A	90+ Days		
155859	Kolkata Swarnamani	08/29/2023	Active	24	4	0	4	20.00%	20		5			M,VP,SC	7			
Clubs more than two years old																		
44115	BELDANGA	06/26/1984	Active	28	0	0	0	0.00%	31		4			N VP	1			
30750	BERHAMPORE	05/13/1975	Active(1)	33	0	0	0	0.00%	33		9		None	P,S,T,M,VP SC	8			
45390	CALCUTTA B B D BAGH	09/10/1985	Active	42	0	0	0	0.00%	42		3	1	None	P,S,T,M,VP SC	7			
Exc Award (06/30/2016, 06/30/2018)																		
39001	CALCUTTA BAGHBAZAR	10/07/1980	Active	26	7	2	5	23.81%	26	17	0			S,T,M,VP,SC	3			
45827	CALCUTTA BIDHANNAGAR	02/17/1986	Active(1)	22	0	0	0	0.00%	22		9		2	R P,M	19			
Exc Award (06/30/2019)																		
37535	CALCUTTA CIRCULAR	09/19/1979	Active	12	1	0	1	9.09%	14		7			T,M,VP,SC	2			
65181	CALCUTTA CIRCULAR FEMINA	04/02/2002	Active	24	0	1	-1	-4.00%	28	12	3			N	0			
Exc Award (06/30/2016)																		
62330	CALCUTTA CITY OF JOY	08/30/1999	Active	15	0	0	0	0.00%	23		9			IP M,SC	20			
Exc Award (06/30/2016, 06/30/2021)																		
47737	CALCUTTA COSMOPOLITAN	09/28/1987	Active	21	3	1	2	10.53%	23	1	0		2	R	8		\$119.80	
Exc Award (06/30/2016, 06/30/2019)																		
59963	CALCUTTA CULTURAL CITY	09/11/1997	Active	42	2	1	1	2.44%	47	12	8		2	R M	6			
Exc Award (06/30/2020)																		
40285	CALCUTTA HINDUSTHAN PARK	07/06/1981	Active	32	0	0	0	0.00%	32		12		None	P,S,T,M,VP SC	7			
Exc Award (06/30/2016)																		
55903	CALCUTTA JORASANKO	06/27/1994	Active	21	0	0	0	0.00%	21		6			M,VP,SC	16			
Exc Award (06/30/2016)																		
39095	Calcutta Kankurgachhi	11/18/1980	Active	332	38	93	-55	-14.21%	384	6	0			M,VP,SC	5		\$119.80	
Exc Award (06/30/2019, 06/30/2020)																		



Club Health Assessment for District 322 B2 through March 2025

			Status	Membership						Reports					Finance	LCIF	
Club Number	Club Name	Charter Date		Current Member Count	YTD Members Added	YTD Members Dropped	YTD Net Growth	YTD Net Growth%	Member Count 12 Months Ago	Avg. length of service for dropped members	Months Since Last MMR ***	Yrs. Since Last Officer Report	President Rotation	Vice President Reported ****	Months Since Last Activity Report ***	Account Balance	Donations for current Fiscal Year
			Number of times on status quo within last two years	If below 15 members appears				If net loss is greater than 20% appears			If no report in 3 months appears in	When more than one year appears in	Number of repeat terms	Notes the officers that do not have an active	If no report at 12 months appears in red		
50080	CALCUTTA LYONS RANGE	12/30/1989	Active	51	3	0	3	6.25%	53		7			N	VP,SC	7	
	Exc Award (06/30/2016, 06/30/2019, 06/30/2023)																
108477	CALCUTTA MANGALAM	05/26/2010	Active	37	17	18	-1	-2.63%	96	7	0			N	M,VP,SC	6	
	Exc Award (06/30/2016, 06/30/2019)																
57143	CALCUTTA MEGA CITY	06/28/1995	Active	46	1	3	-2	-4.17%	58	5	3			N		0	
26083	CALCUTTA METROPOLITAN	04/03/1968	Active(2)	9	0	8	-8	-47.06%	17	14	1				T,M,VP,SC	20	90+ Days
	Exc Award (06/30/2019)																
61119	CALCUTTA NORTH EAST	09/09/1998	Active	41	3	1	2	5.13%	42	3	1				T,M,VP,SC	3	\$665.53
	Exc Award (06/30/2016, 06/30/2023)																
26086	CALCUTTA PARK STREET	09/09/1970	Active	86	5	0	5	6.17%	90		3			R		8	
	Exc Award (06/30/2018, 06/30/2019)																
56247	CALCUTTA PRESIDENCY	11/16/1994	Active	33	0	1	-1	-2.94%	37	6	5		2	N	M,SC	8	
	Exc Award (06/30/2023)																
58928	CALCUTTA PRIYADARSHINI	12/12/1996	Active	28	2	0	2	7.69%	25		0		2	R	VP	0	
	Exc Award (06/30/2024)																
31296	CALCUTTA RABINDRA SARANI	10/15/1975	Active	26	0	0	0	0.00%	27		9		2	R	M	5	
	Exc Award (06/30/2016, 06/30/2019)																
62367	CALCUTTA REGENCY	09/15/1999	Active	35	4	0	4	12.90%	31		8				M,VP,SC	4	
	Exc Award (06/30/2016)																
34586	CALCUTTA SALT LAKE	10/27/1977	Active	15	0	0	0	0.00%	20		4				M,VP,SC	19	
	Exc Award (06/30/2016, 06/30/2021)																
26088	CALCUTTA TOLLYGUNGE	12/21/1961	Active	146	2	0	2	1.39%	152		0			R	P,T	1	
	Exc Award (06/30/2016)																
46256	CALCUTTA WOODLANDS	05/29/1986	Active	17	0	0	0	0.00%	20		9	1	None		P,S,T,M,VP SC	4	
	Exc Award (06/30/2016, 06/30/2019)																
65016	FARAKKA	02/27/2002	Active	37	0	0	0	0.00%	37		13		2		T,M,VP,SC	19	
	Exc Award (06/30/2016, 06/30/2019)																
111402	HOWRAH GANGES GARDEN	06/16/2011	Active	18	1	3	-2	-10.00%	21	2	1			N		0	



Club Health Assessment for District 322 B2 through March 2025

			Status	Membership							Reports					Finance		LCIF
Club Number	Club Name	Charter Date		Current Member Count	YTD Members Added	YTD Members Dropped	YTD Net Growth	YTD Net Growth%	Member Count 12 Months Ago	Avg. length of service for dropped members	Months Since Last MMR ***	Yrs. Since Last Officer Report	President Rotation	Vice President Reported ****	Months Since Last Activity Report ***	Account Balance	Donations for current Fiscal Year	
			Number of times on status quo within last two years	If below 15 members appears				If net loss is greater than 20% appears			If no report in 3 months appears in	When more than one year appears in	Number of repeat terms		Notes the officers that do not have an active	If no report at 12 months appears in red		
58540	HOWRAH GREATER	06/30/1996	Active	90	8	0	8	9.76%	78		3			N	T	0		
Exc Award (06/30/2016)																		
152636	Howrah Metro	10/13/2022	Active(1)	16	0	0	0	0.00%	26		9				M,VP,SC	3		
49603	JANGIPUR	06/12/1989	Active	50	0	10	-10	-16.67%	60	7	1		3	N	S,VP	13		
Exc Award (06/30/2016)																		
148370	Jiaganj Azimganj	11/15/2021	Active	23	1	7	-6	-20.69%	29	3	1		2		M,VP,SC	16		
42234	KANCHRAPARA	01/26/1983	Active	30	7	0	7	30.43%	31		1			N		0		
Exc Award (06/30/2018, 06/30/2019)																		
120432	Kanchrapara Greater	09/27/2013	Active(2)	13	0	0	0	0.00%	23		9		2		P,M,VP,SC	20		
68868	KANKINARA	05/22/2003	Active	65	4	0	4	6.56%	80		7			N		0		
Exc Award (06/30/2019)																		
121423	Kolkata Vivekanand	02/24/2014	Active	21	3	5	-2	-8.70%	23	5	6			R		5		
139321	Kolkata Achievers Youth	09/24/2019	Active	20	0	0	0	0.00%	20		9			N	SC	1		
Exc Award (06/30/2020, 06/30/2021, 06/30/2022)																		
147359	Kolkata Artistic Forum	07/06/2021	Active(1)	39	15	0	15	62.50%	37		6			N	P,M,SC	19		
131926	Kolkata Arts and Culture	07/03/2017	Active	30	7	5	2	7.14%	31	2	3			R	M	1		
131927	Kolkata Centennial Moksh	07/03/2017	Active	28	7	0	7	33.33%	31		1		2	N	S,T,M	1		
Exc Award (06/30/2021, 06/30/2022)																		
142617	Kolkata Challengers	11/02/2020	Active(1)	10	0	0	0	0.00%	10		9		None		P,S,T,M,VP SC	19	90+ Days	
128677	Kolkata City of Glory	08/24/2016	Active	19	3	3	0	0.00%	22	0	3			IP		3		
Exc Award (06/30/2018)																		
121465	Kolkata Classic	03/03/2014	Active	28	1	0	1	3.70%	27		2		2	N		1		\$10,122.76
Exc Award (06/30/2019, 06/30/2021, 06/30/2022)																		
147400	Kolkata Cultural Heritage City	07/06/2021	Cancelled(8*)	0	0	19	-19	-100.00%	19	2	14		None		P,S,T,M,VP SC	20	90+ Days	
135825	Kolkata Dreamers Campus	10/17/2018	Cancelled(6*)	0	0	3	-3	-100.00%	10	1	0		None		P,S,T,M,VP SC	24+		
144046	Kolkata East	12/17/2020	Cancelled(8*)	0	0	4	-4	-100.00%	15	4	6		None		P,S,T,M,VP SC	19	90+ Days	
147206	Kolkata Excellence	07/06/2021	Active	27	4	0	4	17.39%	31		4			N	VP	6		\$239.32



Club Health Assessment for District 322 B2 through March 2025

			Status	Membership							Reports					Finance		LCIF
Club Number	Club Name	Charter Date		Current Member Count	YTD Members Added	YTD Members Dropped	YTD Net Growth	YTD Net Growth%	Member Count 12 Months Ago	Avg. length of service for dropped members	Months Since Last MMR ***	Yrs. Since Last Officer Report	President Rotation	Vice President Reported ****	Months Since Last Activity Report ***	Account Balance	Donations for current Fiscal Year	
			Number of times on status quo within last two years	If below 15 members appears						If net loss is greater than 20% appears			If no report in 3 months appears in	When more than one year appears in	Number of repeat terms	Notes the officers that do not have an active	If no report at 12 months appears in red	
143511	Kolkata Ganga	12/14/2020	Cancelled(8*)	0	0	4	-4	-100.00%	15	4	6		None	P,S,T,M,VP SC	N/A	90+ Days		
138242	Kolkata IEM	05/23/2019	Active	25	12	13	-1	-3.85%	58	2	3		3	M,VP,SC	5			
139338	Kolkata Kankurgachhi Basundhara	08/26/2019	Active	31	10	5	5	19.23%	25	2	3			M,VP,SC	1	90+ Days		
125864	Kolkata Kankurgachhi Femina	10/16/2015	Active	22	0	0	0	0.00%	22		12			M,VP,SC	8			
Exc Award (06/30/2017, 06/30/2019)																		
148646	Kolkata Lifeguard	11/03/2021	Active	24	2	5	-3	-11.11%	27	2	3			VP	8			
125380	Kolkata Marudhar	07/30/2015	Active	36	2	0	2	5.88%	41		7		2	S,M,VP,SC	3		\$11.98	
Exc Award (06/30/2022)																		
129625	Kolkata Moksh	01/19/2017	Active	3	0	0	0	0.00%	3		19	1	None	P,S,T,M,VP SC	4			
99013	KOLKATA MOTHER TERESA SARANI	04/03/2007	Active	27	3	0	3	12.50%	24		9			S,T,M,VP,SC	7		\$119.80	
Exc Award (06/30/2019, 06/30/2021)																		
147209	Kolkata North City	07/06/2021	Cancelled(8*)	0	0	10	-10	-100.00%	0	3	2		None	P,S,T,M,VP SC	19	90+ Days		
122634	Kolkata Oasis	06/27/2014	Active	15	2	2	0	0.00%	14	4	3		2	N T	8			
Exc Award (06/30/2019)																		
143754	Kolkata Pariwar	12/14/2020	Cancelled(6*)	0	1	4	-3	-100.00%	11	2	1		None	P,S,T,M,VP SC	N/A			
119594	Kolkata Prerna	06/11/2013	Active	105	5	4	1	0.96%	99	4	3			S,T,VP	0			
Exc Award (06/30/2016, 06/30/2019, 06/30/2021)																		
111443	KOLKATA RABINDRA SAROVAR	06/20/2011	Active	31	2	0	2	6.90%	31		1			M,VP,SC	5		\$112.00	
Exc Award (06/30/2016, 06/30/2019)																		
153843	Kolkata Riders United	03/31/2023	Active	20	0	0	0	0.00%	35		9		3	N T,M,VP,SC	7	90+ Days		
131929	Kolkata Royal	07/03/2017	Active	56	5	5	0	0.00%	64	7	4			R M	7			
Exc Award (06/30/2019, 06/30/2021)																		
151928	Kolkata Royal Benchers	09/21/2022	Active(2)	28	14	0	14	100.00%	20		3			M,VP,SC	N/A	90+ Days		
139697	Kolkata Saksham	09/30/2019	Active	10	0	0	0	0.00%	18		0		2	N	0		\$62.40	
Exc Award (06/30/2020, 06/30/2021)																		
142578	Kolkata Shraddha Saburi	08/24/2020	Active	41	0	9	-9	-18.00%	49	3	1			P,M,VP,SC	7			
144308	Kolkata Urbana	12/30/2020	Active	75	9	12	-3	-3.85%	85	2	0			N M	2			



Club Health Assessment for District 322 B2 through March 2025

			Status	Membership							Reports					Finance	LCIF	
Club Number	Club Name	Charter Date		Current Member Count	YTD Members Added	YTD Members Dropped	YTD Net Growth	YTD Net Growth%	Member Count 12 Months Ago	Avg. length of service for dropped members	Months Since Last MMR ***	Yrs. Since Last Officer Report	President Rotation	Vice President Reported ****	Months Since Last Activity Report ***	Account Balance	Donations for current Fiscal Year	
			Number of times on status quo within last two years	If below 15 members appears				If net loss is greater than 20% appears			If no report in 3 months appears in	When more than one year appears in	Number of repeat terms	Notes the officers that do not have an active	If no report at 12 months appears in red			
Exc Award (06/30/2022)																		
148311	Kolkata Uttoran	10/27/2021	Active	11	0	3	-3	-21.43%	15	2	2		2	N	12	90+ Days		
143756	Kolkata Victoria	12/15/2020	Active(2)	4	0	0	0	0.00%	9		8		3	M,VP,SC	19			
111086	KOLKATA VISTA	05/18/2011	Active	15	0	0	0	0.00%	20		8		2	M,VP,SC	19			
115515	KOLKATA WEST	11/08/2011	Active	29	0	0	0	0.00%	29		6			R VP	7			
Exc Award (06/30/2019)																		
44670	LILUAH	02/04/1985	Active(1)	29	3	2	1	3.57%	29	20	4		3	M,VP,SC	8			
124165	Naihati Central	02/12/2015	Active	17	0	0	0	0.00%	16		9			N	11			
Exc Award (06/30/2016, 06/30/2018, 06/30/20)																		

Clubs Cancelled Previous Fiscal Year – Clubs Cancelled within last 12 months may be reinstated

Club Number	Club Name	Charter Date	Current Status*	Cancellation Date
151945	Shibpur Greater	03/30/2023	Cancelled(8*)	12/29/2023

Current Total Clubs Count	YTD New Clubs Count	YTD Cancelled Clubs Count	YTD Net Club Gain	Current Total Members Count	YTD Add	YTD Drop	YTD Net Growth	YTD Net Growth %	Member Count 12 Months Ago	Average Member Count Per Club	% of Clubs with less than 20 members	% No MMR in 3 Months	% No Officer Report in 12 Months	% of Clubs with balance 90+ days	Number of Clubs in Status Quo	% Status Quo Clubs in Financial Suspension	Number of Cancelled Clubs	Average Cancelled Club Age	Members Lost Due to Cancellation	% of Clubs Cancelled for Non-Financial Reasons
90	12	9	3	2,987	527	356	171	6.07%	3,121	33	20%	70%	4%	13%	0	0%	9	3	83	11%

* - P - Priority Club. Cancellation Reasons: 1-Objectives/conduct, 2-Non-active club, 5-Non-existing club, 6-Disbanding, 7-Merger, 8-Financial Suspension, 9-District/Multiple District Dues.

** - Abbreviation: P-President, S-Secretary, T-Treasurer, M-Member Chairperson, VP-First Vice President, MC-Communications Chairperson, SC-Service Chairperson

*** - Abbreviation: N/R - Never reported using the Lions Clubs website, N/A - Not applicable, No password registered for the Lions Clubs website.

**** - Abbreviation: N - New, IP - Immediate Past, R - Repeat.



Club Health Assessment for District 322C1 through March 2025

			Status	Membership							Reports					Finance		LCIF
Club Number	Club Name	Charter Date		Current Member Count	YTD Members Added	YTD Members Dropped	YTD Net Growth	YTD Net Growth%	Member Count 12 Months Ago	Avg. length of service for dropped members	Months Since Last MMR ***	Yrs. Since Last Officer Report	President Rotation	Vice President Reported ****	Months Since Last Activity Report ***	Account Balance	Donations for current Fiscal Year	
			Number of times on status quo within last two years	If below 15 members appears			If net loss is greater than 20% appears			If no report in 3 months appears in			When more than one year appears in	Number of repeat terms	Notes the officers that do not have an active	If no report at 12 months appears in red		
Clubs less than two years old																		
176617	Balighai Evergreen	08/21/2024	Active	20	20	0	20	100.00%	0		7				M,VP,SC	1		
178413	Contai Citizens	09/20/2024	Active	23	23	0	23	100.00%	0		4			N	M,VP	0		
172368	Contai City	06/18/2024	Active	22	13	11	2	10.00%	0	0	3			N		1		
155473	Contai Town	08/24/2023	Cancelled(8*)	0	0	16	-16	-100.00%	16	2	6		None		P,S,T,M,VP SC	5	90+ Days	
155452	Dankuni Greater	08/10/2023	Cancelled(8*)	0	0	20	-20	-100.00%	20	1	0		None		P,S,T,M,VP SC	8	90+ Days	
155091	Haripal	07/26/2023	Cancelled(8*)	0	0	20	-20	-100.00%	20	1	3		None		P,S,T,M,VP SC	7	90+ Days	
155057	Hindmotor Greater	07/19/2023	Cancelled(8*)	0	0	20	-20	-100.00%	20	1	0		None		P,S,T,M,VP SC	7	90+ Days	
155731	Hooghly Rural	08/21/2023	Active	35	11	1	10	40.00%	27	1	2		2	N	SC	0		
156351	Kharagpur Town	12/04/2023	Active	22	3	9	-6	-21.43%	26	1	3			N	P,M	7		
155106	Kolkata Ever Green	07/10/2023	Active	21	8	11	-3	-12.50%	24	1	0				T,M,VP,SC	5		
180590	Kolkata Jana Kalyan	03/03/2025	Newly Chartered	20	20	0	20	100.00%	0		0				T,M,VP,SC	0		
174461	Kolkata New Rainbow	07/17/2024	Active	23	23	0	23	100.00%	0		2			N	M,SC	3		
155107	Kolkata New Royal	07/12/2023	Active	20	2	0	2	11.11%	24		3			R	M	0		
176560	Kolkata Sunrise	08/19/2024	Active	15	24	9	15	100.00%	0	4	2				M,VP	5	90+ Days	
179933	Patashpur	01/21/2025	Newly Chartered	21	21	0	21	100.00%	0		2			N		0		
155342	Tarakeswar	07/28/2023	Active	21	3	0	3	16.67%	18		8				T,M,VP	8		
174584	Uttarpara Rural	08/05/2024	Active	20	20	0	20	100.00%	0		7			N	M,VP,SC	1	90+ Days	
Clubs more than two years old																		
153757	Amtala Partha Sarathi	03/13/2023	Active	19	10	12	-2	-9.52%	21	2	0				M,VP	0		
39651	ARAMBAG	03/30/1981	Active	45	6	0	6	15.38%	42		4			N	S,VP	0		
Exc Award (06/30/2017, 06/30/2018, 06/30/20																		
147603	Baidyabati Care and Service	07/16/2021	Active	20	2	0	2	11.11%	30		7			N		6		
116285	BAJKUL	03/12/2012	Active	22	1	0	1	4.76%	22		3			N		0		
Exc Award (06/30/2016, 06/30/2017, 06/30/20																		



Club Health Assessment for District 322C1 through March 2025

			Status	Membership							Reports					Finance		LCIF
Club Number	Club Name	Charter Date		Current Member Count	YTD Members Added	YTD Members Dropped	YTD Net Growth	YTD Net Growth%	Member Count 12 Months Ago	Avg. length of service for dropped members	Months Since Last MMR ***	Yrs. Since Last Officer Report	President Rotation	Vice President Reported ****	Months Since Last Activity Report ***	Account Balance	Donations for current Fiscal Year	
			Number of times on status quo within last two years	If below 15 members appears				If net loss is greater than 20% appears			If no report in 3 months appears in	When more than one year repeat appears in	Number of repeat terms	Notes the officers that do not have an active	If no report at 12 months appears in red			
131384	Bakhrayat	06/16/2017	Active(1)	17	0	0	0	0.00%	17		16	1	None	P,S,T,M,VP SC	7	90+ Days		
59948	BAKULTALA SARSUNA	09/08/1997	Active	27	1	3	-2	-6.90%	38	4	1			N	6			
	Exc Award (06/30/2017, 06/30/2020, 06/30/20																	
105934	BAKULTALA SARSUNA GREATER	08/13/2009	Active	22	2	0	2	10.00%	20		0			S,M,VP	6			
	Exc Award (06/30/2018)																	
64240	BALAGARH	04/30/2001	Active	82	2	2	0	0.00%	82	2	1			R	0			
	Exc Award (06/30/2016, 06/30/2017, 06/30/20																	
43284	BANSBERIA	12/14/1983	Cancelled(8*)	0	0	14	-14	-100.00%	20	8	3		None	P,S,T,M,VP SC	7	90+ Days		
62571	BARISHA BEHALA	12/15/1999	Active	58	7	3	4	7.41%	51	2	0			N	2			
	Exc Award (06/30/2021)																	
105527	BARISHA DIAMONDS	05/19/2009	Active	33	7	0	7	26.92%	27		2			N	6			
	Exc Award (06/30/2016, 06/30/2017, 06/30/20																	
61481	BARUIPUR	02/04/1999	Active	33	9	1	8	32.00%	27	0	2			M,VP,SC	3			
	Exc Award (06/30/2016, 06/30/2020)																	
133876	Battala Anandamoyee	03/06/2018	Active(1)	14	1	2	-1	-6.67%	15	6	3			N	7	90+ Days		
	Exc Award (06/30/2019)																	
142558	Behala Budhhas Smile	08/06/2020	Active	15	4	9	-5	-25.00%	19	4	0			M,VP,SC	3			
99526	BEHALA CARE & SERVICE	06/04/2007	Active	22	0	5	-5	-18.52%	34	2	3			N	0			
	Exc Award (06/30/2016, 06/30/2018, 06/30/20																	
66595	BEHALA CENTRAL	09/06/2002	Active	22	2	0	2	10.00%	25		2			N	1			
	Exc Award (06/30/2017, 06/30/2018)																	
67210	BEHALA GREATER	01/21/2003	Active	24	0	0	0	0.00%	28		9			S,T,M,VP,SC	5			
	Exc Award (06/30/2016, 06/30/2017, 06/30/20																	
107157	BEHALA HARMONY	12/28/2009	Active	30	0	0	0	0.00%	30		9			N	6			
	Exc Award (06/30/2016, 06/30/2023)																	
144361	Behala United	12/29/2020	Active	11	16	12	4	57.14%	8	2	0		2	N	8			
41805	BELDA	08/26/1982	Active	59	3	0	3	5.36%	60		0			N	0			
	Exc Award (06/30/2018, 06/30/2020)																	



Club Health Assessment for District 322C1 through March 2025

			Status	Membership							Reports					Finance		LCIF
Club Number	Club Name	Charter Date		Current Member Count	YTD Members Added	YTD Members Dropped	YTD Net Growth	YTD Net Growth%	Member Count 12 Months Ago	Avg. length of service for dropped members	Months Since Last MMR ***	Yrs. Since Last Officer Report	President Rotation	Vice President Reported ****	Months Since Last Activity Report ***	Account Balance	Donations for current Fiscal Year	
			Number of times on status quo within last two years	If below 15 members appears				If net loss is greater than 20% appears			If no report in 3 months appears in	When more than one year appears in	Number of repeat terms	Notes the officers that do not have an active	If no report at 12 months appears in red			
151746	Bhangar	07/18/2022	Active	11	0	0	0	0.00%	22		10			N	P,S,T,VP,SC	7	90+ Days	\$119.80
125709	Calcutta City of Service	08/27/2015	Active	19	2	0	2	11.76%	17		0			N	SC	6		
58894	CALCUTTA SOUTH	12/02/1996	Active	56	5	0	5	9.80%	54		0			IP	VP	2		
	Exc Award (06/30/2017, 06/30/2018)																	
105671	CHAITANYAPUR	06/29/2009	Active	29	3	3	0	0.00%	29	6	0			N	S,M,SC	7		
37288	CHANDANNAGAR	06/20/1979	Active	21	0	0	0	0.00%	24		9			N	M	8		
	Exc Award (06/30/2017, 06/30/2018)																	
105894	CHANDIPUR	08/13/2009	Active	14	0	6	-6	-30.00%	20	13	3		6		S,T,M,VP,SC	7		
	Exc Award (06/30/2016)																	
58091	CHANDRAKONA ROAD	04/08/1996	Active	41	3	0	3	7.89%	37		8			N		7		
	Exc Award (06/30/2018, 06/30/2019)																	
145811	Chinsurah Royal City	04/14/2021	Active	12	4	2	2	20.00%	10	4	3				T,M,VP,SC	7		\$129.80
30139	CONTAI	01/20/1975	Active	115	1	1	0	0.00%	115	43	0			N	T,M	0		
	Exc Award (06/30/2016, 06/30/2017, 06/30/20)																	
139332	Contai Agami	07/24/2019	Active	47	3	0	3	6.82%	39		8			N		0		
	Exc Award (06/30/2020, 06/30/2021)																	
76019	CONTAI BALUCHARI	06/30/2003	Active	63	4	0	4	6.78%	59		6			N		0		
	Exc Award (06/30/2017, 06/30/2018, 06/30/20)																	
129501	Contai Centennial	01/17/2017	Active	29	3	3	0	0.00%	30	7	2			N		3		
	Exc Award (06/30/2018, 06/30/2020, 06/30/20)																	
148508	Contai Central	10/01/2021	Active	50	14	8	6	13.64%	59	7	2			N	VP	1		
	Exc Award (06/30/2022, 06/30/2023)																	
63521	CONTAI DESHAPRAN	08/21/2000	Active	54	4	0	4	8.00%	53		6			N		4		
	Exc Award (06/30/2018, 06/30/2019, 06/30/20)																	
148525	Contai Life	10/07/2021	Active	24	5	8	-3	-11.11%	28	3	3			N	VP,SC	2		90+ Days
149408	Contai Vivek	12/23/2021	Active	28	1	0	1	3.70%	30		7			R		6		
44586	DANTAN	01/21/1985	Active	24	1	1	0	0.00%	25	7	5			N	T,SC	0		



Club Health Assessment for District 322C1 through March 2025

			Status	Membership							Reports					Finance	LCIF	
Club Number	Club Name	Charter Date		Current Member Count	YTD Members Added	YTD Members Dropped	YTD Net Growth	YTD Net Growth%	Member Count 12 Months Ago	Avg. length of service for dropped members	Months Since Last MMR ***	Yrs. Since Last Officer Report	President Rotation	Vice President Reported ****	Months Since Last Activity Report ***	Account Balance	Donations for current Fiscal Year	
			Number of times on status quo within last two years	If below 15 members appears				If net loss is greater than 20% appears			If no report in 3 months appears in	When more than one year appears in	Number of repeat terms		Notes the officers that do not have an active	If no report at 12 months appears in red		
Exc Award (06/30/2017, 06/30/2019)			Active(1)	38	7	1	6	18.75%	36	2	0			N	5	90+ Days		
63639 DEBRA BALICHAK 10/19/2000																		
Exc Award (06/30/2018, 06/30/2021)																		
109403 DEPAL 09/30/2010																		
Exc Award (06/30/2019, 06/30/2021)																		
151827 Deuli 08/08/2022			Active	20	0	0	0	0.00%	24		7		N	T,VP	7	90+ Days		
60903 DHANIAKHALI 06/18/1998			Active	31	8	1	7	29.17%	27	9	0		N	M	7			
Exc Award (06/30/2018)																		
41410 DURGACHAK 05/18/1982			Active	51	0	0	0	0.00%	52		2		N	VP	2			
Exc Award (06/30/2016, 06/30/2018, 06/30/2021)																		
131800 Durgachak St Mother Teresa 07/04/2017			Cancelled(8*)	0	0	51	-51	-100.00%	20	1	3	1	None	P,S,T,M,VP SC	5			
60710 DURGACHAK VIDYASAGAR 04/28/1998			Active	48	4	0	4	9.09%	45		3		N	M,SC	6			
Exc Award (06/30/2016, 06/30/2018, 06/30/2021)																		
38515 EGRA 05/14/1980			Active	57	5	0	5	9.62%	54		8		N	T,M,VP	6			
Exc Award (06/30/2016)																		
53747 FARASDANGA 10/19/1992			Active	19	0	0	0	0.00%	20		0			S,T,M,VP,SC	7	90+ Days		
Exc Award (06/30/2019)																		
61578 GHATAL 03/02/1999			Active	32	2	2	0	0.00%	34	14	5		N	SC	4			
Exc Award (06/30/2018, 06/30/2019, 06/30/2021)																		
32472 HALDIA 06/22/1976			Active	40	5	0	5	14.29%	35		8		N		0			
Exc Award (06/30/2018)																		
119762 Haldia Bandar 06/24/2013			Active	16	1	9	-8	-33.33%	26	9	2		N	P,M,VP,SC	7	90+ Days		
Exc Award (06/30/2018)																		
131801 Haldia City Centre 07/04/2017			Cancelled(8*)	0	0	31	-31	-100.00%	3	1	3	1	None	P,S,T,M,VP SC	7			
67120 HALDIA MOHONA 01/15/2003			Active	26	0	0	0	0.00%	28		9		R	S,T,M	1			
Exc Award (06/30/2017, 06/30/2018, 06/30/2021)																		
132240 Haldia Township Centennial 07/14/2017			Active	38	5	2	3	8.57%	43	3	7		R	T,VP,SC	7	90+ Days		
Exc Award (06/30/2019, 06/30/2021)																		
122532 Helan 06/26/2014			Active	27	1	1	0	0.00%	31	10	1		N	T,VP	2			



Club Health Assessment for District 322C1 through March 2025

			Status	Membership							Reports					Finance		LCIF		
Club Number	Club Name	Charter Date		Current Member Count	YTD Members Added	YTD Members Dropped	YTD Net Growth	YTD Net Growth%	Member Count 12 Months Ago	Avg. length of service for dropped members	Months Since Last MMR ***	Yrs. Since Last Officer Report	President Rotation	Vice President Reported ****	Months Since Last Activity Report ***	Account Balance	Donations for current Fiscal Year			
			Number of times on status quo within last two years	If below 15 members appears					If net loss is greater than 20% appears					If no report in 3 months appears in	When more than one year appears in	Number of repeat terms	Notes the officers that do not have an active	If no report at 12 months appears in red		
Exc Award (06/30/2016, 06/30/2017, 06/30/2020) 32985 JHARGRAM 11/03/1976			Active	54	1	1	0	0.00%	55	48	0			N	SC	6				
Exc Award (06/30/2017, 06/30/2018, 06/30/2020) 101324 JHARGRAM ARANYAK 05/06/2008			Active	74	6	4	2	2.78%	79	6	0			N	T,M,SC	8				
Exc Award (06/30/2016, 06/30/2018, 06/30/2020) 135134 Jhargram Green 06/13/2018			Active	27	1	2	-1	-3.57%	31	3	3			N		3				
Exc Award (06/30/2020, 06/30/2023) 45224 KAKDWIP 06/20/1985			Active	13	0	7	-7	-35.00%	20	10	3			N	T,M,SC	7				
Exc Award (06/30/2017, 06/30/2018) 151451 Kalindi 06/22/2022			Cancelled(8*)	0	0	21	-21	-100.00%	21	2	3	1	None		P,S,T,M,VP SC	8	90+ Days			
60933 KESHIARY 06/24/1998			Active	22	1	1	0	0.00%	27	24	2			N	T,M,VP,SC	8				
Exc Award (06/30/2016, 06/30/2018) 64039 KHAKURDA 03/05/2001			Active(1)	19	0	1	-1	-5.00%	23	8	6			R	T,M	7	90+ Days			
Exc Award (06/30/2017) 64450 KHARAGPUR METROPOLITAN 06/25/2001			Active	45	5	1	4	9.76%	39	2	6			N	VP,SC	2				
Exc Award (06/30/2016, 06/30/2019, 06/30/2020) 64403 KHARAGPUR WEST 06/12/2001			Active	10	0	0	0	0.00%	10		14	1	None		P,S,T,M,VP SC	5	90+ Days			
Exc Award (06/30/2016) 137046 Khejuri 01/28/2019			Active	29	1	0	1	3.57%	35		1			N	M,SC	7				
Exc Award (06/30/2020, 06/30/2022) 123639 Kolaghat Township 11/17/2014			Cancelled(8*)	0	0	18	-18	-100.00%	0	6	10		None		P,S,T,M,VP SC	7	90+ Days			
Exc Award (06/30/2018) 143328 Kolaghat United 11/06/2020			Cancelled(8*)	0	0	20	-20	-100.00%	0	3	10		None		P,S,T,M,VP SC	7	90+ Days			
142676 Kolkata Arogya 09/17/2020			Cancelled(8*)	0	0	21	-21	-100.00%	21	4	3	1	None		P,S,T,M,VP SC	7	90+ Days			
124442 Kolkata City Of Joy 03/19/2015			Active(1)	20	4	0	4	25.00%	16		0			N	S,VP	7				
Exc Award (06/30/2016, 06/30/2017, 06/30/2020) 152089 Kolkata Health Point 08/01/2022			Active(1)	20	0	0	0	0.00%	20		9			N	P,S,T,M,VP SC	5				
144150 Kolkata New Hope 12/29/2020			Active	62	27	4	23	58.97%	33	1	4			N		3				



Club Health Assessment for District 322C1 through March 2025

			Status	Membership							Reports					Finance		LCIF
Club Number	Club Name	Charter Date		Current Member Count	YTD Members Added	YTD Members Dropped	YTD Net Growth	YTD Net Growth%	Member Count 12 Months Ago	Avg. length of service for dropped members	Months Since Last MMR ***	Yrs. Since Last Officer Report	President Rotation	Vice President Reported ****	Months Since Last Activity Report ***	Account Balance	Donations for current Fiscal Year	
			Number of times on status quo within last two years	If below 15 members appears					If net loss is greater than 20% appears		If no report in 3 months appears in	When more than one year appears in	Number of repeat terms	Notes the officers that do not have an active	If no report at 12 months appears in red			
Exc Award (06/30/2021, 06/30/2022)																		
131804	Kolkata Relief	07/04/2017	Active	22	0	0	0	0.00%	22		10			N	S,VP	7	90+ Days	
Exc Award (06/30/2018)																		
151749	Kolkata Southern	08/01/2022	Active	18	4	9	-5	-21.74%	38	2	0			N		5		
Exc Award (06/30/2023)																		
138982	Konnagar Kanaipur	07/24/2019	Active	9	3	0	3	50.00%	6		8		2	R	M,SC	7		
62980	KULTIKRI	03/27/2000	Active	16	0	0	0	0.00%	19		9		2	N	VP,SC	7		
Exc Award (06/30/2017)																		
106499	MADHAKHALI	08/31/2009	Active	32	5	0	5	18.52%	27		7				M,VP,SC	7		
Exc Award (06/30/2016, 06/30/2022)																		
43938	MAHISHADAL	05/29/1984	Active	39	1	0	1	2.63%	41		3			N	T	7		
Exc Award (06/30/2016, 06/30/2017)																		
119457	MAJNA	05/30/2013	Active	42	5	3	2	5.00%	43	4	1			N	T,VP,SC	1		
Exc Award (06/30/2022)																		
63275	MANIKPARA	06/06/2000	Active	11	1	2	-1	-8.33%	12	17	8		4	R	S,T,VP,SC	7		
98730	MECHADA	03/06/2007	Active	33	3	6	-3	-8.33%	36	7	3			N	VP,SC	7		
Exc Award (06/30/2021)																		
31965	MIDNAPORE	03/29/1976	Active	56	2	1	1	1.82%	55	4	3			N	VP,SC	1		
Exc Award (06/30/2016, 06/30/2021)																		
59908	MIDNAPORE CENTRAL	08/19/1997	Active	23	0	8	-8	-25.81%	31	4	5			N	S,VP	0		
Exc Award (06/30/2016, 06/30/2018, 06/30/20)																		
57749	MIDNAPORE KANGSABATI	01/18/1996	Cancelled(8*)	0	0	1	-1	-100.00%	20	4	8	1	None		P,S,T,M,VP SC	20	90+ Days	
Exc Award (06/30/2018, 06/30/2019, 06/30/20)																		
64725	NARAYANGARH	10/23/2001	Active	20	0	1	-1	-4.76%	21	23	3				M,VP,SC	8		
48912	PANDUA	09/19/1988	Active	29	5	2	3	11.54%	28	2	5		2	N	T	1		
Exc Award (06/30/2019, 06/30/2022)																		
143364	Panskura United	12/01/2020	Active	12	0	0	0	0.00%	16		10			N	S,VP,SC	2		
65229	PRATAPDIGHI	04/24/2002	Active	30	0	0	0	0.00%	34		7			N	VP	0		
Exc Award (06/30/2021)																		




Club Health Assessment for District 322C1 through March 2025

			Status	Membership							Reports					Finance		LCIF
Club Number	Club Name	Charter Date		Current Member Count	YTD Members Added	YTD Members Dropped	YTD Net Growth	YTD Net Growth%	Member Count 12 Months Ago	Avg. length of service for dropped members	Months Since Last MMR ***	Yrs. Since Last Officer Report	President Rotation	Vice President Reported ****	Months Since Last Activity Report ***	Account Balance	Donations for current Fiscal Year	
			Number of times on status quo within last two years	If below 15 members appears					If net loss is greater than 20% appears			If no report in 3 months appears in	When more than one year appears in	Number of repeat terms	Notes the officers that do not have an active	If no report at 12 months appears in red		
117988	RAJHATI	10/11/2012	Active	45	2	0	2	4.65%	44		1			N	VP	0	90+ Days	\$119.80
Exc Award (06/30/2017, 06/30/2018)																		
87797	RAMJIBANPUR	04/14/2005	Active	32	7	1	6	23.08%	26	20	2			N	S,M,SC	0		
51640	RAMNAGAR	05/01/1991	Active	15	0	11	-11	-42.31%	26	4	8		6		S,M,VP,SC	8		
Exc Award (06/30/2021)																		
58269	RISHRA	05/13/1996	Active	99	10	4	6	6.45%	98	23	2			N	P,M,VP	0		
Exc Award (06/30/2016, 06/30/2019, 06/30/2020)																		
55590	SANTOSHPUR GREATER	04/25/1994	Active	30	0	0	0	0.00%	31		9		2	R	VP,SC	3		
Exc Award (06/30/2020)																		
148196	Satmile Central	09/03/2021	Active	18	0	3	-3	-14.29%	21	2	8			N	VP	8		
26113	SERAMPORE	05/25/1969	Active	31	4	0	4	14.81%	28		7			R		2		
Exc Award (06/30/2016, 06/30/2017, 06/30/2020)																		
132006	Serampore Centennial	07/04/2017	Active	58	3	1	2	3.57%	54	1	2			N		0		
Exc Award (06/30/2018, 06/30/2020, 06/30/2020)																		
143048	Serampore Central	09/25/2020	Active	49	4	2	2	4.26%	47	7	4			N	P,S,M,SC	6		
45962	SERAMPORE TOWN	03/19/1986	Active	39	11	3	8	25.81%	41	3	2			N	T	4		
Exc Award (06/30/2018, 06/30/2021, 06/30/2020)																		
125357	Shyampur	07/14/2015	Cancelled(8*)	0	0	16	-16	-100.00%	16	7	3	1	None		P,S,T,M,VP SC	7	90+ Days	
122989	Sutahata Greater	08/22/2014	Active(2)	18	18	20	-2	-10.00%	24	8	2			N	S,T,M	7		
Exc Award (06/30/2018)																		
30996	TAMLUK	06/20/1975	Active(1)	17	2	2	0	0.00%	17	43	0		2		S,T,M,VP,SC	2		
132489	Tamluk Centennial	08/21/2017	Active	6	0	0	0	0.00%	6		16	1	None		P,S,T,M,VP SC	7		
110446	TARAKESWAR TOWN	03/01/2011	Active(2)	23	7	0	7	43.75%	23		8		2	N	M,VP,SC	8		
Exc Award (06/30/2016, 06/30/2017, 06/30/2020)																		
109404	THAKURPUKUR	09/30/2010	Active	20	0	0	0	0.00%	23		3		2	N	M,SC	8	90+ Days	
Exc Award (06/30/2016, 06/30/2018)																		
26118	TRIBENI	03/12/1968	Active	16	0	5	-5	-23.81%	21	10	5			N	T,M,SC	5	90+ Days	
125459	Uttarpara	07/22/2015	Active(2)	11	3	1	2	22.22%	9	2	2				VP	4		



Club Health Assessment for District 322C1 through March 2025

			Status	Membership							Reports					Finance	LCIF
Club Number	Club Name	Charter Date		Current Member Count	YTD Members Added	YTD Members Dropped	YTD Net Growth	YTD Net Growth%	Member Count 12 Months Ago	Avg. length of service for dropped members	Months Since Last MMR ***	Yrs. Since Last Officer Report	President Rotation	Vice President Reported ****	Months Since Last Activity Report ***	Account Balance	Donations for current Fiscal Year
			Number of times on status quo within last two years	If below 15 members appears				If net loss is greater than 20% appears			If no report in 3 months appears in	When more than one year appears in	Number of repeat terms	Notes the officers that do not have an active	If no report at 12 months appears in red		
142486	Uttarpara Greater	08/12/2020	Active(1)	7	0	18	-18	-72.00%	25	3	3		2	T,M,VP,SC	7		

Clubs Cancelled Previous Fiscal Year – Clubs Cancelled within last 12 months may be reinstated

Club Number	Club Name	Charter Date	Current Status*	Cancellation Date
143411	Contai Bhajachouli	11/02/2020	Cancelled(8*)	01/29/2024
151947	Dhobaberia	12/09/2022	Cancelled(8*)	12/29/2023
124957	Kolkata South Subarban	05/26/2015	Cancelled(8*)	05/29/2024

Current Total Clubs Count	YTD New Clubs Count	YTD Cancelled Clubs Count	YTD Net Club Gain	Current Total Members Count	YTD Add	YTD Drop	YTD Net Growth	YTD Net Growth %	Member Count 12 Months Ago	Average Member Count Per Club	% of Clubs with less than 20 members	% No MMR in 3 Months	% No Officer Report in 12 Months	% of Clubs with balance 90+ days	Number of Clubs in Status Quo	% Status Quo Clubs in Financial Suspension	Number of Cancelled Clubs	Average Cancelled Club Age	Members Lost Due to Cancellation	% of Clubs Cancelled for Non-Financial Reasons
108	7	13	-6	3,299	503	533	-30	-0.90%	3,438	31	26%	59%	3%	11%	0	0%	13	10	269	-23%

* - P - Priority Club. Cancellation Reasons: 1-Objectives/conduct, 2-Non-active club, 5-Non-existing club, 6-Disbanding, 7-Merger, 8-Financial Suspension, 9-District/Multiple District Dues.

** - Abbreviation: P-President, S-Secretary, T-Treasurer, M-Member Chairperson, VP-First Vice President, MC-Communications Chairperson, SC-Service Chairperson

*** - Abbreviation: N/R - Never reported using the Lions Clubs website, N/A - Not applicable, No password registered for the Lions Clubs website.

**** - Abbreviation: N - New, IP - Immediate Past, R - Repeat.



Club Health Assessment for District 322C2 through March 2025

			Status	Membership							Reports					Finance		LCIF
Club Number	Club Name	Charter Date		Current Member Count	YTD Members Added	YTD Members Dropped	YTD Net Growth	YTD Net Growth%	Member Count 12 Months Ago	Avg. length of service for dropped members	Months Since Last MMR ***	Yrs. Since Last Officer Report	President Rotation	Vice President Reported ****	Months Since Last Activity Report ***	Account Balance	Donations for current Fiscal Year	
			Number of times on status quo within last two years	If below 15 members appears					If net loss is greater than 20% appears			If no report in 3 months appears in	When more than one year appears in	Number of repeat terms	Notes the officers that do not have an active	If no report at 12 months appears in red		
Clubs less than two years old																		
178675	Barkote	09/17/2024	Active	20	20	0	20	100.00%	0		6				M,VP,SC	3		
172385	Barpali Diamond	06/21/2024	Active	20	0	0	0	0.00%	0		0		2		M,VP,SC	7	90+ Days	
178989	Chiplima Ghanteshwari	09/30/2024	Active	20	20	0	20	100.00%	0		0				M,VP,SC	N/A	90+ Days	
178021	Diptipur	09/24/2024	Active	20	20	0	20	100.00%	0		6				P,M,VP,SC	N/R	90+ Days	
178400	Kuchinda	09/05/2024	Active	13	21	8	13	100.00%	0	0	0			N	M,VP,SC	N/A	90+ Days	
154766	Kuchinda Gourav	06/14/2023	Cancelled(8*)	0	0	32	-32	-100.00%	17	1	3		None		P,S,T,M,VP SC	7	90+ Days	
Exc Award (06/30/2023)																		
177515	Mahanadi	08/16/2024	Active	21	28	7	21	100.00%	0	1	2			N	T,M,VP,SC	4	90+ Days	
155525	Patnagarh Achievers	08/24/2023	Active	40	12	0	12	42.86%	25		3			N		7		\$2,024.56
155572	Reamal	08/25/2023	Active	20	0	0	0	0.00%	20		7			N	P,T,M,VP,SC	8		
178720	Remed Royals	09/30/2024	Active	20	20	0	20	100.00%	0		6			N	T,M,SC	0	90+ Days	
178681	Rengali	09/27/2024	Active	10	20	10	10	100.00%	0	0	3				M,VP,SC	N/R	90+ Days	
178825	Rourkela Inspire	09/24/2024	Active	31	31	0	31	100.00%	0		3				M,VP,SC	N/R		
155635	Sambalpur Koshal	09/05/2023	Active	22	0	0	0	0.00%	22		6		2	R		8	90+ Days	
178553	Subarnapur	09/11/2024	Active	10	20	10	10	100.00%	0	0	3				T,M,VP,SC	N/R	90+ Days	
Clubs more than two years old																		
148647	Attabira	10/31/2021	Cancelled(8*)	0	2	16	-14	-100.00%	25	3	0		None		P,S,T,M,VP SC	8	90+ Days	
38833	BARGARH	07/16/1980	Active	76	4	19	-15	-16.48%	103	9	0			N		0		\$47.92
Exc Award (06/30/2016, 06/30/2017, 06/30/2020)																		
60031	BHAWANIPATNA	10/23/1997	Active	25	0	0	0	0.00%	25		19		2	R	M,VP,SC	8	90+ Days	
Exc Award (06/30/2021, 06/30/2023)																		
139205	Binka	07/18/2019	Cancelled(8*)	0	0	20	-20	-100.00%	20	5	3	1	None		P,S,T,M,VP SC	8	90+ Days	
Exc Award (06/30/2021, 06/30/2023)																		
51763	BOLANGIR	06/11/1991	Active	35	2	0	2	6.06%	35		3		3	N	VP,SC	7		\$11.98
Exc Award (06/30/2016, 06/30/2021, 06/30/2020)																		




Club Health Assessment for District 322C2 through March 2025

			Status	Membership							Reports					Finance		LCIF
Club Number	Club Name	Charter Date		Current Member Count	YTD Members Added	YTD Members Dropped	YTD Net Growth	YTD Net Growth%	Member Count 12 Months Ago	Avg. length of service for dropped members	Months Since Last MMR ***	Yrs. Since Last Officer Report	President Rotation	Vice President Reported ****	Months Since Last Activity Report ***	Account Balance	Donations for current Fiscal Year	
			Number of times on status quo within last two years	If below 15 members appears				If net loss is greater than 20% appears			If no report in 3 months appears in	When more than one year appears in	Number of repeat terms	Notes the officers that do not have an active	If no report at 12 months appears in red			
61355	BURLA	12/15/1998	Active	31	7	4	3	10.71%	27	4	1		2	N	S,M	3		\$167.72
	Exc Award (06/30/2017, 06/30/2018, 06/30/2019)																	
129610	Burla Pragati	01/10/2017	Active	40	10	0	10	33.33%	26		0			N	SC	0		\$23.96
	Exc Award (06/30/2019, 06/30/2021, 06/30/2022)																	
117280	DEOGARH GOLD	06/22/2012	Active	20	0	0	0	0.00%	21		9			N	M,SC	8		\$23.96
	Exc Award (06/30/2021, 06/30/2023)																	
117712	GODBHAGA ROYAL	08/24/2012	Active	42	0	0	0	0.00%	42		7		2	N	VP	8		\$23.96
	Exc Award (06/30/2016, 06/30/2018, 06/30/2019)																	
40059	HIRAKUD	06/12/1981	Active	22	2	1	1	4.76%	21	17	0			N		8		\$11.98
	Exc Award (06/30/2017, 06/30/2021, 06/30/2022)																	
65334	HIRAKUD ALUMINIUM CITY	05/17/2002	Active	25	0	1	-1	-3.85%	26	1	3			N	T	3		\$179.70
	Exc Award (06/30/2021, 06/30/2023, 06/30/2024)																	
105578	HIRAKUD PARIVAR	06/10/2009	Active	18	4	6	-2	-10.00%	20	7	0			N	T	3		\$23.96
	Exc Award (06/30/2021, 06/30/2023, 06/30/2024)																	
39476	JHARSUGUDA	02/27/1981	Active	83	0	0	0	0.00%	78		2			N	M	2		\$23.96
	Exc Award (06/30/2016, 06/30/2018, 06/30/2019)																	
124850	Jharsuguda Titans	05/12/2015	Active	26	0	0	0	0.00%	26		9		2	N	M,SC	7	90+ Days	
	Exc Award (06/30/2017, 06/30/2021)																	
149219	Kadobahal Jharapali	12/24/2021	Active	18	2	4	-2	-10.00%	17	3	0			N	M,SC	0		\$23.96
	Exc Award (06/30/2023, 06/30/2024)																	
50300	KALUNGA	03/15/1990	Active	101	0	15	-15	-12.93%	97	6	3			R	M,SC	7		\$107.82
	Exc Award (06/30/2021, 06/30/2022, 06/30/2023)																	
62524	KANTABANJI MID TOWN	11/29/1999	Active	15	0	6	-6	-28.57%	21	3	0		2	R	P,S,T,M,SC	7		\$11.98
	Exc Award (06/30/2023)																	
102505	KESINGA	06/21/2008	Active	53	23	0	23	76.67%	42		3		2	N	T,M,SC	8		\$23.96
	Exc Award (06/30/2021, 06/30/2023)																	
141790	Mahanadi Green	06/20/2020	Active	14	2	5	-3	-17.65%	20	3	3				M,VP,SC	5	90+ Days	\$23.96
	Exc Award (06/30/2021, 06/30/2022)																	
54078	PADAMPUR	02/10/1993	Active	47	10	0	10	27.03%	38		0		2	R		8		\$35.94



Club Health Assessment for District 322C2 through March 2025

			Status	Membership							Reports					Finance	LCIF	
Club Number	Club Name	Charter Date		Current Member Count	YTD Members Added	YTD Members Dropped	YTD Net Growth	YTD Net Growth%	Member Count 12 Months Ago	Avg. length of service for dropped members	Months Since Last MMR ***	Yrs. Since Last Officer Report	President Rotation	Vice President Reported ****	Months Since Last Activity Report ***	Account Balance	Donations for current Fiscal Year	
			Number of times on status quo within last two years	If below 15 members appears				If net loss is greater than 20% appears			If no report in 3 months appears in	When more than one year appears in	Number of repeat terms	Notes the officers that do not have an active	If no report at 12 months appears in red			
Exc Award (06/30/2017, 06/30/2018, 06/30/2020)			Active	24	6	3	3	14.29%	21	2	3		2	R	P,M,VP,SC	8		\$11.98
142593	Paikmal Nrusinghanath	09/09/2020																
Exc Award (06/30/2021, 06/30/2022)			Active	42	6	0	6	16.67%	38		4			N	M,VP,SC	3		\$1,048.22
38735	PATNAGARH	06/10/1980																
Exc Award (06/30/2017, 06/30/2019, 06/30/2020)			Active	22	4	0	4	22.22%	19		3		2	R	P,T,VP,SC	1		
26108	RAJGANGPUR	10/28/1962																
Exc Award (06/30/2019, 06/30/2021, 06/30/2020)			Active	57	1	1	0	0.00%	70	3	0			N	M	0		
26110	ROURKELA	09/10/1960																
Exc Award (06/30/2018, 06/30/2021, 06/30/2020)			Active	83	0	17	-17	-17.00%	103	6	0			N	M,VP,SC	2		\$185.94
104489	ROURKELA PANPOSH	01/22/2009																
Exc Award (06/30/2016, 06/30/2019, 06/30/2020)			Active	33	0	0	0	0.00%	30		8			N	M,SC	7		
51802	ROURKELA C T	06/18/1991																
Exc Award (06/30/2017, 06/30/2018, 06/30/2020)			Active	65	0	10	-10	-13.33%	75	7	3			N	M,VP,SC	2		
54037	ROURKELA CHHEND	02/02/1993																
Exc Award (06/30/2016, 06/30/2017, 06/30/2020)			Cancelled(8*)	0	0	20	-20	-100.00%	20	2	3		None		P,S,T,M,VP SC	8	90+ Days	
Exc Award (06/30/2023)			Active	26	10	6	4	18.18%	22	7	0			N	S,T,M,VP,SC	0	90+ Days	
104234	ROURKELA DAMITS	01/05/2009																
Exc Award (06/30/2022)			Cancelled(8*)	0	0	21	-21	-100.00%	21	14	3	1	None		P,S,T,M,VP SC	7	90+ Days	
Exc Award (06/30/2024)			Active	22	0	0	0	0.00%	27		5		5	R	T,M,SC	7	90+ Days	
59401	ROURKELA MID-TOWN	04/22/1997																
Exc Award (06/30/2024)			Active	51	6	6	0	0.00%	37	2	0			N	M,VP,SC	0		\$35.94
138934	Rourkela Pragati	07/16/2019																
Exc Award (06/30/2021, 06/30/2023, 06/30/2020)			Active(1)	25	0	6	-6	-19.35%	21	1	0			N	M,SC	6		\$23.96
131891	Rourkela Prime	07/03/2017																
Exc Award (06/30/2018, 06/30/2019, 06/30/2020)			Active	62	2	5	-3	-4.62%	73	5	1			N		4		\$47.92
131170	Rourkela Smart City	06/05/2017																
Exc Award (06/30/2018, 06/30/2019, 06/30/2020)			Active	437	57	1	56	14.70%	426	0	0			N	T,M,SC	0		\$227.61
41599	ROURKELA VEDVYAS	06/07/1982																



Club Health Assessment for District 322C2 through March 2025

			Status	Membership							Reports					Finance	LCIF	
Club Number	Club Name	Charter Date		Current Member Count	YTD Members Added	YTD Members Dropped	YTD Net Growth	YTD Net Growth%	Member Count 12 Months Ago	Avg. length of service for dropped members	Months Since Last MMR ***	Yrs. Since Last Officer Report	President Rotation	Vice President Reported ****	Months Since Last Activity Report ***	Account Balance	Donations for current Fiscal Year	
			Number of times on status quo within last two years	If below 15 members appears				If net loss is greater than 20% appears			If no report in 3 months appears in	When more than one year appears in	Number of repeat terms	Notes the officers that do not have an active	If no report at 12 months appears in red			
Exc Award (06/30/2016, 06/30/2018, 06/30/20	95648 ROURKELA VEDVYAS GREATER	02/15/2006	Active	57	0	8	-8	-12.31%	63	6	2		3	N	M,SC	8	90+ Days	\$23.96
Exc Award (06/30/2016, 06/30/2019, 06/30/20	104121 ROURKELA VEDVYAS TRIVENI	01/19/2009	Active	16	2	2	0	0.00%	16	1	3		2	R	T,M,VP,SC	8		\$11.84
Exc Award (06/30/2021)	26111 SAMBALPUR	12/25/1962	Active	48	0	0	0	0.00%	51		7			R	T,M,VP	0		\$263.55
Exc Award (06/30/2016, 06/30/2021, 06/30/20	124956 Sambalpur Central	05/27/2015	Active	49	3	0	3	6.52%	49		0			N		0		\$1,024.26
Exc Award (06/30/2017, 06/30/2021, 06/30/20	60311 SAMBALPUR SILKS	01/20/1998	Active	48	4	3	1	2.13%	44	1	3			N		0		\$1,156.04
Exc Award (06/30/2017, 06/30/2018, 06/30/20	125892 Thuapali	10/15/2015	Active	50	0	2	-2	-3.85%	52	7	0			R		0		
Exc Award (06/30/2018, 06/30/2019, 06/30/20	37621 TITILAGARH	10/17/1979	Active	92	9	0	9	10.84%	126		0			N		0		\$10,254.54
Exc Award (06/30/2017, 06/30/2019, 06/30/20	139729 Vedvyas Kohinoor	09/03/2019	Active	24	2	0	2	9.09%	21		7			N	P,T,M,SC	8	90+ Days	\$23.96
Exc Award (06/30/2021, 06/30/2022, 06/30/20																		

Clubs Cancelled Previous Fiscal Year – Clubs Cancelled within last 12 months may be reinstated

Club Number	Club Name	Charter Date	Current Status*	Cancellation Date
153644	Hirakud Green	02/13/2023	Cancelled(8*)	12/29/2023

Current Total Clubs Count	YTD New Clubs Count	YTD Cancelled Clubs Count	YTD Net Club Gain	Current Total Members Count	YTD Add	YTD Drop	YTD Net Growth	YTD Net Growth %	Member Count 12 Months Ago	Average Member Count Per Club	% of Clubs with less than 20 members	% No MMR in 3 Months	% No Officer Report in 12 Months	% of Clubs with balance 90+ days	Number of Clubs in Status Quo	% Status Quo Clubs in Financial Suspension	Number of Cancelled Clubs	Average Cancelled Club Age	Members Lost Due to Cancellation	% of Clubs Cancelled for Non-Financial Reasons
52	9	5	4	2,291	392	275	117	5.38%	2,239	44	15%	54%	0%	31%	0	0%	5	8	109	-20%



Club Health Assessment for District 322C2 through March 2025

Club Number Club Name		Charter Date	Status	Membership							Reports				Finance	LCIF	
				Current Member Count	YTD Members Added	YTD Members Dropped	YTD Net Growth	YTD Net Growth%	Member Count 12 Months Ago	Avg. length of service for dropped members	Months Since Last MMR ***	Yrs. Since Last Officer Report	President Rotation	Vice President Reported ****	Months Since Last Activity Report ***	Account Balance	Donations for current Fiscal Year
			Number of times on status quo within last two years	If below 15 members appears				If net loss is greater than 20% appears			If no report in 3 months appears in	When more than one year appears in	Number of repeat terms	Notes the officers that do not have an active	If no report at 12 months appears in red		

* - P - Priority Club. Cancellation Reasons: 1-Objectives/conduct, 2-Non-active club, 5-Non-existing club, 6-Disbanding, 7-Merger, 8-Financial Suspension, 9-District/Multiple District Dues.

** - Abbreviation: P-President, S-Secretary, T-Treasurer, M-Member Chairperson, VP-First Vice President, MC-Communications Chairperson, SC-Service Chairperson

*** - Abbreviation: N/R - Never reported using the Lions Clubs website, N/A - Not applicable, No password registered for the Lions Clubs website.

**** - Abbreviation: N - New, IP - Immediate Past, R - Repeat.



Club Health Assessment for District 322C3 through March 2025

Club Number	Club Name	Charter Date	Status	Membership							Reports					Finance	LCIF
				Current Member Count	YTD Members Added	YTD Members Dropped	YTD Net Growth	YTD Net Growth%	Member Count 12 Months Ago	Avg. length of service for dropped members	Months Since Last MMR ***	Yrs. Since Last Officer Report	President Rotation	Vice President Reported ****	Months Since Last Activity Report ***	Account Balance	Donations for current Fiscal Year
			Number of times on status quo within last two years	If below 15 members appears				If net loss is greater than 20% appears			If no report in 3 months appears in	When more than one year appears in	Number of repeat terms	Notes the officers that do not have an active	If no report at 12 months red		
Clubs less than two years old																	
156164	Adra	09/29/2023	Active(1)	19	0	1	-1	-5.00%	20	1	3		2	N	S,T,M,VP,SC	7	90+ Days
157406	Asansol Achievers	03/12/2024	Active	15	1	6	-5	-25.00%	20	1	3		2		VP,SC	1	
155059	Asansol Dhadka	08/07/2023	Cancelled(8*)	0	0	23	-23	-100.00%	23	1	3		None		P,S,T,M,VP SC	7	90+ Days
155480	Bankura Femina	08/07/2023	Active(1)	18	4	15	-11	-37.93%	29	1	2				M,VP,SC	6	
156199	Bankura Phoenix	09/29/2023	Cancelled(8*)	0	0	20	-20	-100.00%	20	1	2		None		P,S,T,M,VP SC	8	90+ Days
157341	Bhagabanpur	02/16/2024	Active(1)	8	0	12	-12	-60.00%	20	1	3		2	N	M,VP,SC	8	
155124	Burdwan Academics	07/27/2023	Cancelled(8*)	0	0	21	-21	-100.00%	21	2	3		None		P,S,T,M,VP SC	6	90+ Days
155097	Burdwan Renaissance	08/01/2023	Cancelled(8*)	0	2	35	-33	-100.00%	33	1	3		None		P,S,T,M,VP SC	5	90+ Days
172361	Dubrajpur	06/24/2024	Active	20	0	0	0	0.00%	0		3		2		M,VP,SC	N/R	90+ Days
178029	Durgapur Care	09/19/2024	Active	20	20	0	20	100.00%	0		6				M,VP,SC	N/R	
171458	DURGAPUR TOWN	06/21/2024	Active	21	1	0	1	5.00%	0		3		2		S,T,M,VP,SC	N/R	90+ Days
155123	Durgapur Women Achievers	07/31/2023	Active(1)	20	0	0	0	0.00%	20		18		2		S,T,M,VP,SC	5	90+ Days
155622	Gopalmath	08/25/2023	Active	16	5	9	-4	-20.00%	20	1	3		2	R	T,M,VP,SC	3	
153956	Kalna Dynamic Ladies	04/19/2023	Cancelled(8*)	0	0	18	-18	-100.00%	18	2	0		None		P,S,T,M,VP SC	8	90+ Days
155425	Kalna Greater	08/11/2023	Active(1)	16	16	22	-6	-27.27%	20	2	0		2		P,S,M,VP,SC	8	
180672	Ketugram Roundi	02/04/2025	Newly Chartered	20	20	0	20	100.00%	0		1			N	T,M,VP,SC	N/R	
155061	Raipur Jangalmahal	08/10/2023	Active	24	3	4	-1	-4.00%	25	1	0				VP,SC	6	90+ Days
157716	Rampurhat Cooperation	03/14/2024	Active	20	0	0	0	0.00%	20		12		2		S,T,M,VP,SC	8	90+ Days
180645	Raniganj J K Nagar	02/10/2025	Newly Chartered	20	20	0	20	100.00%	0		0			N		N/R	
157212	Raniganj Learning Leaders	01/29/2024	Active(1)	22	0	0	0	0.00%	22		10		2		S,T,M,VP,SC	6	90+ Days
180497	Sonamukhi	02/03/2025	Newly Chartered	20	20	0	20	100.00%	0		1			N	T,M,VP,SC	N/R	
Clubs more than two years old																	
53944	ANDAL	12/29/1992	Active	32	0	17	-17	-34.69%	47	5	1			N	P,T,M,VP,SC	0	



Club Health Assessment for District 322C3 through March 2025

			Status	Membership							Reports					Finance		LCIF
Club Number	Club Name	Charter Date		Current Member Count	YTD Members Added	YTD Members Dropped	YTD Net Growth	YTD Net Growth%	Member Count 12 Months Ago	Avg. length of service for dropped members	Months Since Last MMR ***	Yrs. Since Last Officer Report	President Rotation	Vice President Reported ****	Months Since Last Activity Report ***	Account Balance	Donations for current Fiscal Year	
			Number of times on status quo within last two years	If below 15 members appears				If net loss is greater than 20% appears			If no report in 3 months appears in	When more than one year appears in	Number of repeat terms	Notes the officers that do not have an active	If no report at 12 months appears in red			
Exc Award (06/30/2023)																		
26072	ASANSOL	08/07/1960	Active	25	0	0	0	0.00%	25		13		2	R P	7			
125530	Asansol Shatabdi	08/13/2015	Active	35	1	8	-7	-16.67%	42	8	3			N M	2			
Exc Award (06/30/2020, 06/30/2024)																		
125008	Asansol Axis	06/04/2015	Active	38	0	2	-2	-5.00%	41	3	3			N T,VP,SC	5		\$1,018.26	
Exc Award (06/30/2020, 06/30/2023)																		
59688	ASANSOL CITY	06/09/1997	Active	20	3	4	-1	-4.76%	20	4	0			N	0			
26112	ASANSOL EAST	04/08/1962	Active	82	4	0	4	5.13%	78		2			N	0		\$239.60	
Exc Award (06/30/2019, 06/30/2021, 06/30/20)																		
38374	ASANSOL GREATER	04/23/1980	Active	50	0	7	-7	-12.28%	57	12	3			N S,M,SC	1			
Exc Award (06/30/2019, 06/30/2022)																		
66956	ASANSOL MEGA CITY	12/16/2002	Active	26	0	0	0	0.00%	26		10			VP	8			
101893	ASANSOL NORTH	05/12/2008	Active	28	2	3	-1	-3.45%	27	2	2			N SC	2			
Exc Award (06/30/2019, 06/30/2022)																		
78537	ASANSOL PUSPANJALI	03/18/2004	Active	29	0	0	0	0.00%	27		7			R	0		\$1,110.26	
Exc Award (06/30/2022)																		
129415	Asansol Royal Midtown	01/03/2017	Cancelled(8*)	0	0	10	-10	-100.00%	10	8	3		None	P,S,T,M,VP SC M	5	90+ Days		
138631	Asansol Samannoy	06/17/2019	Active	21	5	4	1	5.00%	20	4	3			N	8		\$10.00	
Exc Award (06/30/2022)																		
126488	Asansol Shatarupa	01/20/2016	Active	18	0	2	-2	-10.00%	24	3	3		2	R SC	1			
Exc Award (06/30/2019)																		
137188	Asansol Udayan	01/10/2019	Active	42	3	1	2	5.00%	38	1	0			N	0		\$70.02	
Exc Award (06/30/2020, 06/30/2022, 06/30/20)																		
132313	Asansol Youth	10/03/2017	Active	22	0	0	0	0.00%	22		8			N T,M,SC	1			
60944	BAHULA	06/26/1998	Active	25	2	0	2	8.70%	26		2			N VP	3			
106384	BAIDYAPUR	08/25/2009	Active(1)	15	0	1	-1	-6.25%	20	1	3		2	R S,M,VP	8			
33252	BANKURA	01/24/1977	Active	128	6	1	5	4.07%	123	34	1			N VP,SC	4		\$6,290.92	
Exc Award (06/30/2020, 06/30/2022, 06/30/20)																		



Club Health Assessment for District 322C3 through March 2025

			Status	Membership							Reports					Finance		LCIF
Club Number	Club Name	Charter Date		Current Member Count	YTD Members Added	YTD Members Dropped	YTD Net Growth	YTD Net Growth%	Member Count 12 Months Ago	Avg. length of service for dropped members	Months Since Last MMR ***	Yrs. Since Last Officer Report	President Rotation	Vice President Reported ****	Months Since Last Activity Report ***	Account Balance	Donations for current Fiscal Year	
			Number of times on status quo within last two years	If below 15 members appears				If net loss is greater than 20% appears			If no report in 3 months appears in	When more than one year appears in	Number of repeat terms	Notes the officers that do not have an active	If no report at 12 months appears in red			
131562	Bankura Central	07/03/2017	Active	55	0	0	0	0.00%	54		0			N VP	2			
	Exc Award (06/30/2019, 06/30/2022, 06/30/2023)																	
58351	BANKURA MALLABHUM	05/29/1996	Active	38	6	3	3	8.57%	39	6	0			N VP,SC	6			
	Exc Award (06/30/2023)																	
130127	Baraboni	02/21/2017	Cancelled(8*)	0	0	14	-14	-100.00%	14	6	3		None	P,S,T,M,VP SC	5	90+ Days		
150193	Birudiha	03/14/2022	Active	25	0	0	0	0.00%	25		3			M,VP,SC	5	90+ Days		
111010	BISHNUPUR CENTRAL	05/05/2011	Active	60	1	0	1	1.69%	59		1			N	0		\$62.88	
	Exc Award (06/30/2018, 06/30/2019, 06/30/2020)																	
153566	Bolpur Santiniketan Greater	02/06/2023	Active	18	0	0	0	0.00%	20		8			N	8	90+ Days		
131153	Budbud	06/05/2017	Active	25	0	0	0	0.00%	25		3			M,VP,SC	5			
	Exc Award (06/30/2018, 06/30/2022)																	
26076	BURDWAN	03/11/1965	Active	159	4	10	-6	-3.64%	164	11	2			N	0			
	Exc Award (06/30/2018, 06/30/2020)																	
138609	Burdwan Agranee	06/17/2019	Active	67	11	1	10	17.54%	43	1	1			N	8			
	Exc Award (06/30/2020, 06/30/2022, 06/30/2023)																	
106247	BURDWAN ARANEE	08/12/2009	Active	35	2	0	2	6.06%	33		4		2	N P,VP	4			
	Exc Award (06/30/2019)																	
122881	Burdwan Arunodoy	08/01/2014	Active	18	0	2	-2	-10.00%	20	6	8			N M,VP	5			
	Exc Award (06/30/2020)																	
62475	BURDWAN BISHWABANDHU	11/08/1999	Cancelled(6*)	0	1	19	-18	-100.00%	22	12	4		None	P,S,T,M,VP SC	8			
	Exc Award (06/30/2019)																	
152098	Burdwan Cancer Care	08/01/2022	Cancelled(8*)	0	0	7	-7	-100.00%	26	2	3		None	P,T,M,VP,SC	8	90+ Days		
57712	BURDWAN CENTRAL	12/28/1995	Active	46	4	5	-1	-2.13%	47	10	0			R VP	1			
	Exc Award (06/30/2023)																	
95172	BURDWAN INDRAKANAN	01/31/2006	Active(1)	15	2	17	-15	-50.00%	30	9	2		None	R P,T,M,SC	5	90+ Days		
	Exc Award (06/30/2022)																	
140997	Burdwan Medilink	02/27/2020	Active	27	0	0	0	0.00%	27		13			N P,S,SC	7			
	Exc Award (06/30/2022, 06/30/2023)																	



Club Health Assessment for District 322C3 through March 2025

			Status	Membership							Reports					Finance		LCIF
Club Number	Club Name	Charter Date		Current Member Count	YTD Members Added	YTD Members Dropped	YTD Net Growth	YTD Net Growth%	Member Count 12 Months Ago	Avg. length of service for dropped members	Months Since Last MMR ***	Yrs. Since Last Officer Report	President Rotation	Vice President Reported ****	Months Since Last Activity Report ***	Account Balance	Donations for current Fiscal Year	
			Number of times on status quo within last two years	If below 15 members appears				If net loss is greater than 20% appears			If no report in 3 months appears in	When more than one year appears in	Number of repeat terms		Notes the officers that do not have an active	If no report at 12 months appears in red		
58936	BURDWAN MID TOWN	12/18/1996	Active	45	6	5	1	2.27%	46	10	2			R	VP,SC	4	\$1,030.24	
118663	BURDWAN NABA DIGANTA	01/25/2013	Active	26	3	5	-2	-7.14%	24	4	1			N	T	0		
99289	BURDWAN WEST	05/01/2007	Active	37	3	2	1	2.78%	36	2	5		2	N	T,M,VP,SC	5	\$1,006.29	
150940	Chandrapur Astha	05/23/2022	Cancelled(8*)	0	0	19	-19	-100.00%	16	2	3		None		P,S,T,M,VP SC	8		
106488	CHITTARANJAN	08/31/2009	Active	32	1	0	1	3.23%	43		8			R	M	2	\$10.00	
123638	Chittaranjan Amladahi	11/17/2014	Active(1)	5	0	0	0	0.00%	5		35		2		P,S,T,M,VP SC	8		
117680	CHITTARANJAN RAIL CITY	08/21/2012	Active(1)	16	0	4	-4	-20.00%	20	6	2		3		S,T,M,VP,SC	8	90+ Days	
135389	Chittaranjan Swarnanjali	07/09/2018	Active	25	7	0	7	38.89%	23		3			N		2	\$10.00	
150956	Domohani Bazar	05/25/2022	Cancelled(8*)	0	0	23	-23	-100.00%	23	2	3		None		P,S,T,M,VP SC	8		
30995	DURGAPUR	06/23/1975	Active	152	13	11	2	1.33%	137	7	0			N	VP,SC	0	90+ Days	
84398	DURGAPUR CENTRAL	11/09/2004	Active(1)	18	3	3	0	0.00%	24	1	1		2	R		6		
150691	Durgapur City Centre	04/28/2022	Cancelled(8*)	0	0	12	-12	-100.00%	12	3	3		None		P,S,T,M,VP SC	5	90+ Days	
131609	Durgapur Dishari	07/03/2017	Active(1)	24	1	0	1	4.35%	22		3			N		2	90+ Days	
135390	Durgapur Educators	07/05/2018	Cancelled(8*)	0	0	14	-14	-100.00%	14	5	3		None		P,S,T,M,VP SC	5		
151341	Durgapur Nivedita	06/17/2022	Cancelled(8*)	0	0	11	-11	-100.00%	11	3	3		None		P,S,T,M,VP SC	5	90+ Days	
104120	DURGAPUR STEEL CITY	12/11/2008	Active	54	15	2	13	31.71%	49	0	1		2	N		4	\$2,060.48	
44118	GALSI	06/26/1984	Active	51	0	1	-1	-1.92%	54	7	3			N	M	0		
64916	GUSKARA TOWN	01/15/2002	Active	26	0	2	-2	-7.14%	28	12	6				M,VP,SC	0	90+ Days	



Club Health Assessment for District 322C3 through March 2025

			Status	Membership							Reports					Finance	LCIF	
Club Number	Club Name	Charter Date		Current Member Count	YTD Members Added	YTD Members Dropped	YTD Net Growth	YTD Net Growth%	Member Count 12 Months Ago	Avg. length of service for dropped members	Months Since Last MMR ***	Yrs. Since Last Officer Report	President Rotation	Vice President Reported ****	Months Since Last Activity Report ***	Account Balance	Donations for current Fiscal Year	
			Number of times on status quo within last two years	If below 15 members appears				If net loss is greater than 20% appears			If no report in 3 months appears in	When more than one year appears in	Number of repeat terms	Notes the officers that do not have an active	If no report at 12 months appears in red			
97486	HATGOBINDAPUR MILAN	06/30/2006	Active	20	2	2	0	0.00%	20	3	5			N	SC	5	90+ Days	
64504	ILLAMBAZAR	06/30/2001	Active	20	0	0	0	0.00%	20		9				S,T,M,VP	5		
57900	JAMALPUR	02/20/1996	Active	51	1	3	-2	-3.77%	55	28	1			R		0		
Exc Award (06/30/2019)																		
62649	JAMURIA BAZAR	01/03/2000	Active	24	0	0	0	0.00%	24		22		2		S,T,M,VP,SC	5		
42235	JHALDA	01/17/1983	Cancelled(8*)	0	0	20	-20	-100.00%	20	18	10		None		P,S,T,M,VP SC	6		
150172	Kajora Gram	03/17/2022	Cancelled(8*)	0	0	21	-21	-100.00%	21	3	2		None		P,S,T,M,VP SC	5		
42346	KALNA	02/28/1983	Active(1)	88	0	6	-6	-6.38%	91	7	3				S,T,M,VP,SC	1		
Exc Award (06/30/2019, 06/30/2021)																		
142590	Kalna Nivedita	08/24/2020	Active	20	0	0	0	0.00%	20		10		2		S,T,M,VP,SC	8		
40708	KATWA	12/29/1981	Active	146	7	63	-56	-27.72%	204	5	0			N		7	90+ Days	
Exc Award (06/30/2021, 06/30/2024)																		
133656	Kotulpur Saradamoni	01/23/2018	Active	31	1	0	1	3.33%	28		0			N		0		
Exc Award (06/30/2022)																		
54060	MANKAR	02/09/1993	Active(1)	22	0	0	0	0.00%	26		9	1	None		P,S,T,M,VP SC	8		
Exc Award (06/30/2019)																		
64261	MANTESWAR	05/14/2001	Active	19	0	0	0	0.00%	22		2			N	T,VP,SC	5		
Exc Award (06/30/2019)																		
111442	MEJIA	06/20/2011	Active	28	0	1	-1	-3.45%	29	12	7			R	T,M,VP,SC	4		
Exc Award (06/30/2019)																		
57690	MURARAI	12/28/1995	Active	26	1	0	1	4.00%	26		8			N	P,S,M,VP	1	\$20.00	
Exc Award (06/30/2019)																		
53152	NEAMATPUR	05/19/1992	Active	43	6	2	4	10.26%	41	17	0		2	R	VP	0	\$1,018.26	
Exc Award (06/30/2018, 06/30/2022)																		
99639	NUTANHAT	06/14/2007	Active	22	0	0	0	0.00%	21		4				T,M,VP,SC	8		
Exc Award (06/30/2022)																		
153933	Paikar	03/22/2023	Active	22	0	0	0	0.00%	21		9				S,T,M,VP,SC	8		
34247	PANAGARH BAZAR	06/27/1977	Active	162	5	0	5	3.18%	157		3			N		0		



Club Health Assessment for District 322C3 through March 2025

			Status	Membership							Reports					Finance		LCIF
Club Number	Club Name	Charter Date		Current Member Count	YTD Members Added	YTD Members Dropped	YTD Net Growth	YTD Net Growth%	Member Count 12 Months Ago	Avg. length of service for dropped members	Months Since Last MMR ***	Yrs. Since Last Officer Report	President Rotation	Vice President Reported ****	Months Since Last Activity Report ***	Account Balance	Donations for current Fiscal Year	
			Number of times on status quo within last two years	If below 15 members appears				If net loss is greater than 20% appears			If no report in 3 months appears in	When more than one year appears in	Number of repeat terms	Notes the officers that do not have an active	If no report at 12 months appears in red			
Exc Award (06/30/2018, 06/30/2019, 06/30/2020)	104649 PANDAVESWAR CENTRAL	02/05/2009	Active	50	5	0	5	11.11%	45		1		2	R	M,SC	2		
Exc Award (06/30/2022, 06/30/2024)	107859 PARULDANGA	03/25/2010	Active	5	0	0	0	0.00%	5		12		12		M,VP,SC	5		
26107 PURULIA		06/14/1970	Cancelled(8*)	0	0	12	-12	-100.00%	12	9	3	1	None		P,S,T,M,VP SC	6	90+ Days	
58895 PURULIA MANBHUM		12/02/1996	Active	56	2	0	2	3.70%	54		2			N	M,VP,SC	6		
Exc Award (06/30/2022)	115284 RAMPURHAT LOTUS	10/11/2011	Active	9	0	2	-2	-18.18%	11	6	3				P,VP	6		
Exc Award (06/30/2019)	26109 RANIGANJ	11/19/1960	Active	213	14	6	8	3.90%	206	16	0			R	T	4		
Exc Award (06/30/2016, 06/30/2020, 06/30/2021)	126351 Rupnarayanpur Shatabdi	12/28/2015	Active	31	2	2	0	0.00%	31	1	3			R		2		
Exc Award (06/30/2019, 06/30/2020, 06/30/2021)	66577 RUPNARAYNPUR	08/28/2002	Active	34	1	3	-2	-5.56%	39	11	2				T,VP,SC	3		\$1,000.30
Exc Award (06/30/2018, 06/30/2020, 06/30/2021)	40819 SEHARA BAZAR	01/11/1982	Active	27	0	1	-1	-3.57%	28	21	4			N		5		
142591 Singerkone		08/24/2020	Cancelled(8*)	0	0	30	-30	-100.00%	30	3	3	1	None		P,S,T,M,VP SC	5	90+ Days	
Exc Award (06/30/2022)	63362 SURI GREATER	06/26/2000	Active(1)	21	0	0	0	0.00%	23		2			N		5		
Exc Award (06/30/2020)	51803 SURI TOWN	06/18/1991	Active	23	0	0	0	0.00%	24		9			N		2		
Exc Award (06/30/2019)	57519 UKHRA	11/29/1995	Active	33	5	12	-7	-17.50%	39	5	0			R	M,SC	4		
Exc Award (06/30/2021, 06/30/2022, 06/30/2023)	147402 Ukhra Greater	07/04/2021	Active	43	11	8	3	7.50%	51	3	1				T,M,VP,SC	4		
Exc Award (06/30/2022)	120175 Uttarampur Jitpur	08/19/2013	Active	15	0	5	-5	-25.00%	20	5	3		3		P,S,M,VP,SC	2		
Exc Award (06/30/2019, 06/30/2020, 06/30/2021)																		



Club Health Assessment for District 322C3 through March 2025

				Status	Membership						Reports					Finance	LCIF
Club Number	Club Name	Charter Date		Current Member Count	YTD Members Added	YTD Members Dropped	YTD Net Growth	YTD Net Growth%	Member Count 12 Months Ago	Avg. length of service for dropped members	Months Since Last MMR ***	Yrs. Since Last Officer Report	President Rotation	Vice President Reported ****	Months Since Last Activity Report ***	Account Balance	Donations for current Fiscal Year
			Number of times on status quo within last two years	If below 15 members appears				If net loss is greater than 20% appears			If no report in 3 months appears in	When more than one year appears in	Number of repeat terms	Notes the officers that do not have an active	If no report at 12 months appears in red		

Clubs Cancelled Previous Fiscal Year – Clubs Cancelled within last 12 months may be reinstated

Club Number	Club Name	Charter Date	Current Status*	Cancellation Date
150689	Barjora Greater	04/28/2022	Cancelled(8*)	09/29/2023
141188	Burdwan Educare	03/13/2020	Cancelled(8*)	08/29/2023

Current Total Clubs Count	YTD New Clubs Count	YTD Cancelled Clubs Count	YTD Net Club Gain	Current Total Members Count	YTD Add	YTD Drop	YTD Net Growth	YTD Net Growth %	Member Count 12 Months Ago	Average Member Count Per Club	% of Clubs with less than 20 members	% No MMR in 3 Months	% No Officer Report in 12 Months	% of Clubs with balance 90+ days	Number of Clubs in Status Quo	% Status Quo Clubs in Financial Suspension	Number of Cancelled Clubs	Average Cancelled Club Age	Members Lost Due to Cancellation	% of Clubs Cancelled for Non-Financial Reasons
88	4	18	-14	3,338	284	637	-353	-9.56%	3,703	38	20%	57%	1%	16%	0	0%	18	10	329	-6%

* - P - Priority Club. Cancellation Reasons: 1-Objectives/conduct, 2-Non-active club, 5-Non-existing club, 6-Disbanding, 7-Merger, 8-Financial Suspension, 9-District/Multiple District Dues.

** - Abbreviation: P-President, S-Secretary, T-Treasurer, M-Member Chairperson, VP-First Vice President, MC-Communications Chairperson, SC-Service Chairperson

*** - Abbreviation: N/R - Never reported using the Lions Clubs website, N/A - Not applicable, No password registered for the Lions Clubs website.

**** - Abbreviation: N - New, IP - Immediate Past, R - Repeat.



Club Health Assessment for District 322C4 through March 2025

			Status	Membership							Reports					Finance		LCIF
Club Number	Club Name	Charter Date		Current Member Count	YTD Members Added	YTD Members Dropped	YTD Net Growth	YTD Net Growth%	Member Count 12 Months Ago	Avg. length of service for dropped members	Months Since Last MMR ***	Yrs. Since Last Officer Report	President Rotation	Vice President Reported ****	Months Since Last Activity Report ***	Account Balance	Donations for current Fiscal Year	
			Number of times on status quo within last two years	If below 15 members appears				If net loss is greater than 20% appears			If no report in 3 months appears in	When more than one year appears in	Number of repeat terms	Notes the officers that do not have an active	If no report at 12 months appears in red			
Clubs less than two years old																		
157044	Bhubaneswar New Horizon	02/02/2024	Active	27	5	0	5	22.73%	22		8		2	R	0			
154928	Bhubaneswar Progressive	06/21/2023	Active	13	4	6	-2	-13.33%	15	1	2			R	7			
174720	Bhubaneswar Temple City	09/30/2024	Active	20	20	0	20	100.00%	0		6				M,VP,SC	N/R		
155658	Brahmapur Techno	08/18/2023	Active(1)	17	1	7	-6	-26.09%	23	1	1			N	N/R	90+ Days		
155712	Muniguda	12/19/2023	Active(1)	20	0	0	0	0.00%	20		15	1	None		P,S,T,M,VP SC	N/R		
Clubs more than two years old																		
40568	ASKA	11/30/1981	Active	24	1	4	-3	-11.11%	27	8	0			N	3			
Exc Award (06/30/2018)																		
26074	BERHAMPUR GJM	09/08/1968	Active(2)	7	7	8	-1	-12.50%	8	22	1		None		P,S,T,M,VP SC	21		
121009	Berhampur Gold	12/23/2013	Active	56	8	0	8	16.67%	36		0			N	4		\$2,012.58	
53932	BERHAMPUR SILKS	12/28/1992	Active	24	4	3	1	4.35%	22	5	2			N	6			
110573	BHUBANESHWAR JAJATI	03/25/2011	Active	21	1	1	0	0.00%	19	0	0			N	8			
153132	Bhubaneshwar Netaji	02/17/2023	Active	29	7	2	5	20.83%	24	1	1			N	0		\$1,006.29	
105489	BHUBANESWAR PRIDE	06/10/2009	Active(1)	24	9	0	9	60.00%	15		2		2	N	13		\$1,725.07	
147958	Bhubaneswar Bankers	09/30/2021	Active	63	11	0	11	21.15%	52		2			N	0		\$160.00	
Exc Award (06/30/2023, 06/30/2024)																		
64495	BHUBANESWAR CITY	06/30/2001	Active	54	4	0	4	8.00%	58		4				P,M,VP,SC	0	\$119.80	
Exc Award (06/30/2020, 06/30/2022, 06/30/2024)																		
66913	BHUBANESWAR CROWN	12/11/2002	Cancelled(8*)	0	0	15	-15	-100.00%	15	8	0	2	None		P,S,T,M,VP SC	24	90+ Days	
66315	BHUBANESWAR DAFFODILS	06/27/2002	Active	16	0	0	0	0.00%	16		10		2	R	19			
122919	Bhubaneswar Geetej	08/12/2014	Active	24	0	2	-2	-7.69%	28	7	6			N	7			
104459	BHUBANESWAR GEMINI	01/19/2009	Active	16	5	0	5	45.45%	25		1			N	0			
109434	BHUBANESWAR GREEN	09/30/2010	Active(1)	14	0	0	0	0.00%	20		9		2	N	19			
142169	Bhubaneswar Legends	07/14/2020	Active	40	3	5	-2	-4.76%	46	3	3			N	24			
117698	BHUBANESWAR LILY	08/23/2012	Active	15	0	0	0	0.00%	15		10		3	N	24			



Club Health Assessment for District 322C4 through March 2025

			Status	Membership							Reports					Finance		LCIF
Club Number	Club Name	Charter Date		Current Member Count	YTD Members Added	YTD Members Dropped	YTD Net Growth	YTD Net Growth%	Member Count 12 Months Ago	Avg. length of service for dropped members	Months Since Last MMR ***	Yrs. Since Last Officer Report	President Rotation	Vice President Reported ****	Months Since Last Activity Report ***	Account Balance	Donations for current Fiscal Year	
			Number of times on status quo within last two years	If below 15 members appears				If net loss is greater than 20% appears			If no report in 3 months appears in	When more than one year appears in	Number of repeat terms	Notes the officers that do not have an active	If no report at 12 months appears in red			
61730	BHUBANESWAR LOTUS	03/28/1999	Active	63	12	2	10	18.87%	51	10	0			R T	0		\$1,814.92	
	Exc Award (06/30/2022, 06/30/2024)																	
127996	Bhubaneswar Magnum	06/16/2016	Active	21	3	2	1	5.00%	20	7	1			N S,M,SC	3	90+ Days		
	Exc Award (06/30/2018)																	
150263	Bhubaneswar Medicos	04/01/2022	Active	22	0	0	0	0.00%	22		4		2	R T	4	90+ Days		
139422	Bhubaneswar Nayapalli	08/05/2019	Active	71	5	0	5	7.58%	74		2			N VP,SC	6			
	Exc Award (06/30/2022)																	
29182	BHUBANESWAR ORISSA	04/10/1974	Active	120	33	3	30	33.33%	113	4	1			N VP	0		\$233.37	
	Exc Award (06/30/2021, 06/30/2024)																	
150802	Bhubaneswar Premium	05/13/2022	Active	30	0	16	-16	-34.78%	47	2	3			N SC	4			
100696	BHUBANESWAR PRIYADARSHINI	11/29/2007	Active	30	3	5	-2	-6.25%	32	3	0			N	7			
82638	BHUBANESWAR SG	06/16/2004	Active	28	1	16	-15	-34.88%	44	12	6		None	P,T,M,VP,SC	22			
125672	Bhubaneswar Smile	09/15/2015	Active	21	6	0	6	40.00%	19		0			N	3			
	Exc Award (06/30/2022)																	
153638	Bhubaneswar Vignan	02/16/2023	Active	24	9	2	7	41.18%	21	4	0			R	0			
67488	BHUBANESWAR YOUTH	03/13/2003	Active	50	5	0	5	11.11%	54		1			N	1		\$275.53	
117700	BRAHMAPUR	08/30/2012	Active	42	0	0	0	0.00%	56		8			N VP	13		\$1,290.54	
117691	BRAHMAPUR GALAXY	08/22/2012	Active	12	0	4	-4	-25.00%	19	3	3			R M,SC	14			
53423	DAMANJODI	06/29/1992	Active(1)	16	16	23	-7	-30.43%	23	11	0		5	M,VP,SC	0			
93231	GUNUPUR BANSDHARA	01/03/2006	Active	38	0	0	0	0.00%	37		10		5	R M,SC	22			
42889	JEYPORE	06/29/1983	Active(2)	9	9	22	-13	-59.09%	22	16	0		2	M,VP,SC	14			
118211	JEYPORE CRYSTAL	11/02/2012	Active	28	0	0	0	0.00%	28		12		6	N T,M,VP,SC	15			
56402	KABISURYANAGAR	01/03/1995	Active	15	0	3	-3	-16.67%	25	2	2			T,M,VP	2			
53424	KORAPUT	06/29/1992	Active	22	0	3	-3	-12.00%	25	10	4		2	T,M,VP,SC	21			
109563	NANDAHANDI	11/03/2010	Active	26	1	2	-1	-3.70%	26	8	7		2	N VP	4			
45961	NOWRANGPUR	03/17/1986	Active(1)	22	0	12	-12	-35.29%	38	2	0		7	R P,T,SC	0			



Club Health Assessment for District 322C4 through March 2025

			Status	Membership							Reports					Finance		LCIF
Club Number	Club Name	Charter Date		Current Member Count	YTD Members Added	YTD Members Dropped	YTD Net Growth	YTD Net Growth%	Member Count 12 Months Ago	Avg. length of service for dropped members	Months Since Last MMR ***	Yrs. Since Last Officer Report	President Rotation	Vice President Reported ****	Months Since Last Activity Report ***	Account Balance	Donations for current Fiscal Year	
			Number of times on status quo within last two years	If below 15 members appears				If net loss is greater than 20% appears			If no report in 3 months appears in	When more than one year appears in	Number of repeat terms	Notes the officers that do not have an active	If no report at 12 months appears in red			
Exc Award (06/30/2024)																		
147337	Nowrangpur Classic	07/29/2021	Cancelled(8*)	0	0	24	-24	-100.00%	25	3	0		None	P,S,T,M,VP SC	7	90+ Days		
151112	Paralakhemundi	06/20/2022	Cancelled(8*)	0	0	20	-20	-100.00%	20	3	3		None	P,S,T,M,VP SC	22	90+ Days		
31611	PURI	01/20/1976	Active	63	14	6	8	14.55%	55	9	1			N P,T	2			
32568	RAYAGADA	06/29/1976	Active	110	10	3	7	6.80%	105	3	2		R	P,T,M	2			
Exc Award (06/30/2024)																		
104123	RAYAGADA NAGABALI	12/11/2008	Active	35	9	0	9	34.62%	27		0			M,VP,SC	0			
89306	SEMILIGUDA	09/23/2005	Active	44	0	0	0	0.00%	45		10			N M	2			
45963	SURADA	03/19/1986	Active	17	0	0	0	0.00%	17		12		2	R P,T,SC	2			

Clubs Cancelled Previous Fiscal Year – Clubs Cancelled within last 12 months may be reinstated

Club Number	Club Name	Charter Date	Current Status*	Cancellation Date
136224	Bhubaneswar White Tigers	09/07/2018	Cancelled(8*)	12/29/2023

Current Total Clubs Count	YTD New Clubs Count	YTD Cancelled Clubs Count	YTD Net Club Gain	Current Total Members Count	YTD Add	YTD Drop	YTD Net Growth	YTD Net Growth %	Member Count 12 Months Ago	Average Member Count Per Club	% of Clubs with less than 20 members	% No MMR in 3 Months	% No Officer Report in 12 Months	% of Clubs with balance 90+ days	Number of Clubs in Status Quo	% Status Quo Clubs in Financial Suspension	Number of Cancelled Clubs	Average Cancelled Club Age	Members Lost Due to Cancellation	% of Clubs Cancelled for Non-Financial Reasons
46	1	3	-2	1,503	226	221	5	0.33%	1,596	33	26%	43%	2%	7%	0	0%	3	11	59	-33%

* - P - Priority Club. Cancellation Reasons: 1-Objectives/conduct, 2-Non-active club, 5-Non-existing club, 6-Disbanding, 7-Merger, 8-Financial Suspension, 9-District/Multiple District Dues.

** - Abbreviation: P-President, S-Secretary, T-Treasurer, M-Member Chairperson, VP-First Vice President, MC-Communications Chairperson, SC-Service Chairperson

*** - Abbreviation: N/R - Never reported using the Lions Clubs website, N/A - Not applicable, No password registered for the Lions Clubs website.

**** - Abbreviation: N - New, IP - Immediate Past, R - Repeat.



Club Health Assessment for District 322C5 through March 2025

			Status	Membership							Reports					Finance		LCIF
Club Number	Club Name	Charter Date		Current Member Count	YTD Members Added	YTD Members Dropped	YTD Net Growth	YTD Net Growth%	Member Count 12 Months Ago	Avg. length of service for dropped members	Months Since Last MMR ***	Yrs. Since Last Officer Report	President Rotation	Vice President Reported ****	Months Since Last Activity Report ***	Account Balance	Donations for current Fiscal Year	
			Number of times on status quo within last two years	If below 15 members appears				If net loss is greater than 20% appears			If no report in 3 months appears in	When more than one year appears in	Number of repeat terms	Notes the officers that do not have an active	If no report at 12 months appears in red			
Clubs less than two years old																		
177345	Angul Royal	08/09/2024	Active	24	24	0	24	100.00%	0		1			N	M,VP,SC	0		
172380	Balasure Vistaar	06/21/2024	Active	20	0	0	0	0.00%	0		9		None		P,S,T,M,VP SC	0	90+ Days	
180073	Bhograi	12/23/2024	Active	20	20	0	20	100.00%	0		3				M,VP,SC	0	90+ Days	
155367	Dharmasala	08/21/2023	Cancelled(8*)	0	0	20	-20	-100.00%	20	1	3	1	None		P,S,T,M,VP SC	1	90+ Days	
157474	Jajpur	02/20/2024	Active	23	4	1	3	15.00%	20	1	0			IP	M,SC	0		
181380	Talcher Black Diamond	03/21/2025	Newly Chartered	20	20	0	20	100.00%	0		0			N		0		
Clubs more than two years old																		
44117	ANGUL Exc Award (06/30/2017, 06/30/2019, 06/30/20	06/25/1984	Active	54	9	0	9	20.00%	47		2			N	VP	0	\$2,006.59	
135370	Angul Adarsh Exc Award (06/30/2019)	07/17/2018	Active	15	0	0	0	0.00%	15		10			N	P,M,SC	0	90+ Days	
126097	Angul Harmony Exc Award (06/30/2021)	11/18/2015	Active	18	0	0	0	0.00%	18		1				M,VP,SC	0		
117710	ANGUL PRIDE	08/24/2012	Active	51	10	1	9	21.43%	47	12	1			N		0	90+ Days	
151915	Angul Youth 30428 BALASORE Exc Award (06/30/2020, 06/30/2021, 06/30/20	07/25/2022	Cancelled(8*)	0	0	8	-8	-100.00%	8	2	3	1	None		P,S,T,M,VP SC	1	90+ Days	
131864	Balasure Dynamic Exc Award (06/30/2021)	07/03/2017	Active(1)	20	0	0	0	0.00%	20		13	1	None		P,S,T,M,VP SC	0	90+ Days	
134733	Balasure Empower Exc Award (06/30/2023)	05/18/2018	Active	18	0	0	0	0.00%	29		9		3	R	T,VP,SC	0		
149003	Balasure Parivar	11/19/2021	Cancelled(8*)	0	0	22	-22	-100.00%	22	3	3	1	None		P,S,T,M,VP SC	5	90+ Days	
60340	BALASORE SAND CITY Exc Award (06/30/2023)	02/03/1998	Active(1)	58	0	4	-4	-6.45%	86	14	1			R	M,SC	1	90+ Days	
62022	BALASORE UMANG Exc Award (06/30/2018, 06/30/2019, 06/30/20	06/03/1999	Active	74	9	5	4	5.71%	76	9	0			N		0	\$1,126.09	



Club Health Assessment for District 322C5 through March 2025

			Status	Membership							Reports					Finance	LCIF	
Club Number	Club Name	Charter Date		Current Member Count	YTD Members Added	YTD Members Dropped	YTD Net Growth	YTD Net Growth%	Member Count 12 Months Ago	Avg. length of service for dropped members	Months Since Last MMR ***	Yrs. Since Last Officer Report	President Rotation	Vice President Reported ****	Months Since Last Activity Report ***	Account Balance	Donations for current Fiscal Year	
			Number of times on status quo within last two years	If below 15 members appears				If net loss is greater than 20% appears			If no report in 3 months appears in	When more than one year appears in	Number of repeat terms	Notes the officers that do not have an active	If no report at 12 months appears in red			
124997	Balasore Youth	05/28/2015	Active	44	3	0	3	7.32%	45		7			N	SC	0	90+ Days	
	Exc Award (06/30/2021, 06/30/2022)																	
123978	Baliapal	01/15/2015	Active	23	1	0	1	4.55%	26		7			N		0		
	Exc Award (06/30/2021, 06/30/2023)																	
39318	BARIPADA	01/14/1981	Active	35	0	0	0	0.00%	35		15			N	T,M,SC	0		
104230	BASTA	01/15/2009	Active	20	0	0	0	0.00%	20		3				M,VP,SC	0		
39475	BHADRAK	02/27/1981	Active	88	6	0	6	7.32%	97		7			N	M	0		
	Exc Award (06/30/2020, 06/30/2021, 06/30/2022)																	
115248	BHADRAKALI DIVINE	10/04/2011	Active	22	3	1	2	10.00%	25	3	3			N	P,T	0		\$299.49
	Exc Award (06/30/2016, 06/30/2018, 06/30/2020)																	
29682	CUTTACK	07/24/1974	Active	90	3	2	1	1.12%	88	11	2			N	SC	0		
	Exc Award (06/30/2019, 06/30/2024)																	
58425	CUTTACK BARABATI	06/19/1996	Active	28	5	0	5	21.74%	24		0			R	P	0		
	Exc Award (06/30/2019, 06/30/2021)																	
67586	CUTTACK DIAMOND	03/25/2003	Active	31	6	0	6	24.00%	28		3			R		0		\$59.90
	Exc Award (06/30/2020)																	
62449	CUTTACK GREATER	10/25/1999	Active	54	0	0	0	0.00%	76		6		2	N	M,SC	0		\$503.14
	Exc Award (06/30/2018, 06/30/2019, 06/30/2020)																	
66696	CUTTACK MAHANADI	10/21/2002	Active	33	6	0	6	22.22%	27		7			N	M,VP	0	90+ Days	
144047	Cuttack Markat Nagar	12/18/2020	Active	45	0	0	0	0.00%	45		8			N	M,VP,SC	0		
	Exc Award (06/30/2021)																	
99877	CUTTACK PEARL	06/29/2007	Active	29	0	3	-3	-9.38%	32	3	0			N	P	0		
	Exc Award (06/30/2021)																	
128239	Cuttack Petals	07/18/2016	Active	20	3	1	2	11.11%	18	0	2		2	R	T	0		
128344	Cuttack Platinum	07/26/2016	Active	46	5	0	5	12.20%	45		2			N	M	1		\$299.50
	Exc Award (06/30/2019, 06/30/2020, 06/30/2022)																	
144204	Cuttack Rising Stars	12/21/2020	Active	12	3	0	3	33.33%	12		7		None	R	P,T,M,SC	0		
	Exc Award (06/30/2021)																	



Club Health Assessment for District 322C5 through March 2025

			Status	Membership							Reports					Finance		LCIF
Club Number	Club Name	Charter Date		Current Member Count	YTD Members Added	YTD Members Dropped	YTD Net Growth	YTD Net Growth%	Member Count 12 Months Ago	Avg. length of service for dropped members	Months Since Last MMR ***	Yrs. Since Last Officer Report	President Rotation	Vice President Reported ****	Months Since Last Activity Report ***	Account Balance	Donations for current Fiscal Year	
			Number of times on status quo within last two years	If below 15 members appears				If net loss is greater than 20% appears			If no report in 3 months appears in	When more than one year appears in	Number of repeat terms	Notes the officers that do not have an active	If no report at 12 months appears in red			
55983	CUTTACK VELVET	07/05/1994	Active	27	0	0	0	0.00%	27		10		2	N	S,M,VP,SC	0	\$1,006.29	
	Exc Award (06/30/2021)																	
132347	Cuttack Velvet Centennial	10/10/2017	Active	34	5	1	4	13.33%	33	7	2			N	T,VP,SC	0		
	Exc Award (06/30/2021, 06/30/2023)																	
40058	DHENKANAL	06/11/1981	Active	23	2	0	2	9.52%	21		2		7	N	T,VP,SC	0		
	Exc Award (06/30/2021)																	
103660	JAJPUR ROAD	09/18/2008	Active	36	2	0	2	5.88%	34		2			R	M,SC	0	\$150.94	
	Exc Award (06/30/2018, 06/30/2021)																	
128275	Jajpur Road Steel City	07/18/2016	Active	43	10	0	10	30.30%	33		3		2	R	S,SC	1	\$2,737.34	
	Exc Award (06/30/2023, 06/30/2024)																	
62325	JALESWAR	08/23/1999	Active	41	10	2	8	24.24%	33	21	2			N	VP	0		
102639	KALINGA NAGAR	06/25/2008	Active	49	0	2	-2	-3.92%	51	6	8			N		1	\$119.80	
	Exc Award (06/30/2021, 06/30/2024)																	
121024	Kendrapada Nilachakra	12/26/2013	Active	13	0	0	0	0.00%	13		8		2	R	M,SC	0		
117003	MAYURBHANJ ROYALS	06/06/2012	P- Cancelled(8*)	0	0	22	-22	-100.00%	22	8	3	1	None		P,S,T,M,VP SC	5	90+ Days	
110574	MITRAPUR	03/28/2011	Active	30	2	0	2	7.14%	28		0		4	N	M,VP,SC	0	\$194.00	
	Exc Award (06/30/2021)																	
52458	TALCHER	01/29/1992	Active	19	0	0	0	0.00%	19		17	1	None		P,S,T,M,VP SC	0		
	Exc Award (06/30/2021)																	

Clubs Cancelled Previous Fiscal Year – Clubs Cancelled within last 12 months may be reinstated

Club Number	Club Name	Charter Date	Current Status*	Cancellation Date
128455	Cuttack Active	08/31/2016	Cancelled(8*)	01/29/2024
124483	Cuttack Pride	03/25/2015	Cancelled(8*)	09/29/2023
149592	Gopalpur Junia	01/17/2022	Cancelled(8*)	12/29/2023



Club Health Assessment for District 322C5 through March 2025

				Status				Membership						Reports				Finance		LCIF	
Club Number	Club Name	Charter Date																			

* - P - Priority Club. Cancellation Reasons: 1-Objectives/conduct, 2-Non-active club, 5-Non-existing club, 6-Disbanding, 7-Merger, 8-Financial Suspension, 9-District/Multiple District Dues.

** - Abbreviation: P-President, S-Secretary, T-Treasurer, M-Member Chairperson, VP-First Vice President, MC-Communications Chairperson, SC-Service Chairperson

*** - Abbreviation: N/R - Never reported using the Lions Clubs website, N/A - Not applicable, No password registered for the Lions Clubs website.

**** - Abbreviation: N - New, IP - Immediate Past, R - Repeat.



Club Health Assessment for District 322 D through March 2025

			Status	Membership							Reports					Finance		LCIF
Club Number	Club Name	Charter Date		Current Member Count	YTD Members Added	YTD Members Dropped	YTD Net Growth	YTD Net Growth%	Member Count 12 Months Ago	Avg. length of service for dropped members	Months Since Last MMR ***	Yrs. Since Last Officer Report	President Rotation	Vice President Reported ****	Months Since Last Activity Report ***	Account Balance	Donations for current Fiscal Year	
			Number of times on status quo within last two years	If below 15 members appears					If net loss is greater than 20% appears		If no report in 3 months appears in	When more than one year appears in	Number of repeat terms	Notes the officers that do not have an active	If no report at 12 months red			
Clubs less than two years old																		
179951	Bishnupur Greater	12/16/2024	Active	25	25	0	25	100.00%	0		0			N	M,SC	0		
156258	Bokajan	09/29/2023	Active	21	0	0	0	0.00%	21		18			N		6		
157043	Dibrugarh Excellence	12/30/2023	Active	19	2	5	-3	-13.64%	20	1	1		2		T,M,VP,SC	0	90+ Days	
Exc Award (06/30/2024)																		
171990	Dibrugarh Galaxy	06/29/2024	Active	21	1	0	1	5.00%	0		2				M,VP,SC	2		
156014	Dibrugarh Greater	09/29/2023	Active	15	0	4	-4	-21.05%	20	2	3		2	R		0		
Exc Award (06/30/2024)																		
180432	Dimapur Champions	02/12/2025	Newly Chartered	21	21	0	21	100.00%	0		0				M,VP,SC	N/R		
171730	Hojai Royal	06/27/2024	Active	20	0	0	0	0.00%	0		3				S,M,VP,SC	6	90+ Days	
178546	Imphal Golden Pride	09/17/2024	Active	21	23	2	21	100.00%	0	0	5			N	SC	0	\$1,006.29	
173939	Imphal Valley NextGen	08/26/2024	Active(1)	25	28	3	25	100.00%	0	0	1				T,M,VP,SC	5		
176453	Kakching Sugnu	08/12/2024	Active	22	23	1	22	100.00%	0	0	3				M,VP,SC	N/R	\$1,006.29	
180150	Kaziranga Horizon	12/28/2024	Active	37	37	0	37	100.00%	0		0				M,VP,SC	2		
157968	Sadiya Greater	06/12/2024	Active	20	0	0	0	0.00%	0		9		None		P,S,T,M,VP SC	N/A	90+ Days	
172731	Singjamei	07/18/2024	Active(1)	25	29	4	25	100.00%	0	0	3			N	M,SC	7		
Clubs more than two years old																		
140235	Banderdewa	12/02/2019	Active	22	0	0	0	0.00%	25		5		3	R	M	6	\$5.00	
Exc Award (06/30/2020, 06/30/2021, 06/30/2022)																		
46449	BRAHMAPUTRA VALLEY DIBRUGARH	06/27/1986	Active(1)	63	0	0	0	0.00%	63		2			N	M,SC	24+		
Exc Award (06/30/2020)																		
77431	CANCHIPUR	09/26/2003	Active	75	10	7	3	4.17%	75	5	1			N		2	\$649.30	
Exc Award (06/30/2019, 06/30/2020, 06/30/2021)																		
132953	Canchipur Centurion	10/24/2017	Active(1)	19	1	5	-4	-17.39%	23	4	1		2	R		16		
135419	Canchipur Greater	07/16/2018	Active	31	2	1	1	3.33%	30	1	3			N		4	\$646.90	
Exc Award (06/30/2024)																		



Club Health Assessment for District 322 D through March 2025

Club Number	Club Name	Charter Date	Status	Membership							Reports					Finance	LCIF
				Current Member Count	YTD Members Added	YTD Members Dropped	YTD Net Growth	YTD Net Growth%	Member Count 12 Months Ago	Avg. length of service for dropped members	Months Since Last MMR ***	Yrs. Since Last Officer Report	President Rotation	Vice President Reported ****	Months Since Last Activity Report ***	Account Balance	Donations for current Fiscal Year
			Number of times on status quo within last two years	If below 15 members appears				If net loss is greater than 20% appears			If no report in 3 months appears	When more than one year appears in	Number of repeat terms	Notes the officers that do not have an active	If no report at 12 months red		
148371	Canchipur Palace	09/23/2021	Active(1)	18	3	12	-9	-33.33%	27	3	2			M,VP,SC	24+		
152612	Canchipur Unified	10/03/2022	Active	23	0	0	0	0.00%	23		12			N	T,SC	15	
78521	DHEMAJI	03/18/2004	Active	33	0	6	-6	-15.38%	42	7	0		2	R	P,VP	3	
26093	DIBRUGARH	10/06/1964	Active	71	5	4	1	1.43%	77	10	1			N	T	0	\$2,120.10
	Exc Award (06/30/2022, 06/30/2024)																
26095	DIGBOI	09/19/1958	Active	74	5	7	-2	-2.63%	76	9	3		2	N		1	\$1,206.34
	Exc Award (06/30/2022, 06/30/2024)																
26094	DIMAPUR	02/15/1972	Active	61	4	2	2	3.39%	60	2	4			N		7	
	Exc Award (06/30/2021, 06/30/2024)																
57762	DIMAPUR BLUE VENDA	01/17/1996	Active	49	8	5	3	6.52%	46	10	7			N	T,M,SC	1	\$119.80
	Exc Award (06/30/2021, 06/30/2022)																
140079	Dimapur Japfu	10/23/2019	Active	27	3	1	2	8.00%	27	0	0			N	T	4	
	Exc Award (06/30/2021, 06/30/2023)																
55834	DIPHU GREATER	06/13/1994	Active	28	0	4	-4	-12.50%	33	17	4			N		4	90+ Days
	Exc Award (06/30/2021)																
59388	DOOMDOOMA TEA CITY	04/22/1997	Active	20	0	0	0	0.00%	20		12		2		M,VP,SC	14	90+ Days
	Exc Award (06/30/2022, 06/30/2024)																
26096	DULIAJAN	03/14/1964	Active	143	22	8	14	10.85%	129	16	0			N	SC	6	
	Exc Award (06/30/2024)																
26098	GOLAGHAT	01/12/1972	Active	66	1	1	0	0.00%	58	8	3				VP	3	
	Exc Award (06/30/2024)																
26101	IMPHAL	03/14/1968	Active	91	5	5	0	0.00%	88	17	2			N		0	\$2,104.84
	Exc Award (06/30/2018, 06/30/2020, 06/30/2024)																
135052	Imphal North	06/13/2018	Active	32	4	0	4	14.29%	27		8		2	N	M,VP	8	\$658.88
	Exc Award (06/30/2024)																
125275	Imphal Central	06/24/2015	Active	31	10	13	-3	-8.82%	37	3	0			N	SC	0	\$2,012.58
	Exc Award (06/30/2019, 06/30/2021, 06/30/2024)																
126521	Imphal Chanura	03/04/2016	Active	23	3	3	0	0.00%	23	7	3			N	VP	2	\$1,006.29
	Exc Award (06/30/2017, 06/30/2019, 06/30/2024)																



Club Health Assessment for District 322 D through March 2025

			Status	Membership							Reports					Finance		LCIF
Club Number	Club Name	Charter Date		Current Member Count	YTD Members Added	YTD Members Dropped	YTD Net Growth	YTD Net Growth%	Member Count 12 Months Ago	Avg. length of service for dropped members	Months Since Last MMR ***	Yrs. Since Last Officer Report	President Rotation	Vice President Reported ****	Months Since Last Activity Report ***	Account Balance	Donations for current Fiscal Year	
			Number of times on status quo within last two years	If below 15 members appears					If net loss is greater than 20% appears			If no report in 3 months appears in	When more than one year appears in	Number of repeat terms	Notes the officers that do not have an active	If no report at 12 months appears in red		
105314	IMPHAL CITY	04/21/2009	Active	103	15	2	13	14.44%	94	14	0			N	T,SC	2	90+ Days	\$6,049.71
Exc Award (06/30/2017, 06/30/2019, 06/30/2020)																		
135420	Imphal City United	07/16/2018	Active	27	1	3	-2	-6.90%	29	5	7				S,VP	14		
Exc Award (06/30/2019, 06/30/2021)																		
67325	IMPHAL EAST	02/28/2003	Active	51	3	3	0	0.00%	51	14	3			N		0		\$119.80
Exc Award (06/30/2017, 06/30/2018, 06/30/2020)																		
143594	Imphal Excellence	11/13/2020	Active	39	7	2	5	14.71%	34	3	5			N	M	0		\$3,030.85
Exc Award (06/30/2022)																		
125254	Imphal Galaxy	06/22/2015	Active	18	1	0	1	5.88%	17		6		6	N	M,VP	1		
Exc Award (06/30/2018, 06/30/2020)																		
135421	Imphal Global	07/16/2018	Active	31	5	2	3	10.71%	29	3	2			N	P,VP	2		
62870	IMPHAL GREATER	03/03/2000	Active	86	4	3	1	1.18%	83	8	2			N		1		\$493.24
Exc Award (06/30/2016, 06/30/2017, 06/30/2020)																		
99864	IMPHAL LEIMAROL	06/29/2007	Active	70	14	0	14	25.00%	61		0			N	T	0		\$4,168.92
Exc Award (06/30/2016, 06/30/2017, 06/30/2020)																		
137124	Imphal Ningol Collective	06/14/2019	Active	20	4	13	-9	-31.03%	29	5	3			N		4		
134990	Imphal Northern Hemisphere	06/12/2018	Active(1)	26	0	0	0	0.00%	26		10		2	R		24+		
Exc Award (06/30/2021)																		
138456	Imphal Paradise	06/11/2019	Active	23	1	0	1	4.55%	32		7				M,VP,SC	N/R		
139585	Imphal South Eastern	08/26/2019	Active	22	1	11	-10	-31.25%	32	5	3			R	M,SC	17		\$1,000.30
Exc Award (06/30/2022, 06/30/2023, 06/30/2020)																		
125274	Imphal Valley	06/23/2015	Active	47	13	0	13	38.24%	35		4		2	R		2		
Exc Award (06/30/2020, 06/30/2023, 06/30/2020)																		
153272	Itanagar Capital Region	12/26/2022	Active(1)	9	0	13	-13	-59.09%	22	2	3		3	R	M,SC	N/R		
26102	JORHAT	12/26/1965	Active	111	2	2	0	0.00%	113	16	0		2	N	VP,SC	0		\$1,060.31
Exc Award (06/30/2020, 06/30/2022)																		
129471	Jorhat City	11/28/2016	Cancelled(6*)	0	0	24	-24	-100.00%	40	5	7	1	None		P,S,T,M,VP SC	14	90+ Days	
67431	JORHAT DISSOI VALLEY	03/05/2003	Active(1)	26	0	0	0	0.00%	29		9			N	P,T,M,SC	14		



Club Health Assessment for District 322 D through March 2025

			Status	Membership							Reports					Finance		LCIF
Club Number	Club Name	Charter Date		Current Member Count	YTD Members Added	YTD Members Dropped	YTD Net Growth	YTD Net Growth%	Member Count 12 Months Ago	Avg. length of service for dropped members	Months Since Last MMR ***	Yrs. Since Last Officer Report	President Rotation	Vice President Reported ****	Months Since Last Activity Report ***	Account Balance	Donations for current Fiscal Year	
			Number of times on status quo within last two years	If below 15 members appears				If net loss is greater than 20% appears			If no report in 3 months appears in	When more than one year appears in	Number of repeat terms	Notes the officers that do not have an active	If no report at 12 months appears in red			
57084	JORHAT GREATER	06/19/1995	Active	75	6	2	4	5.63%	70	9	3			N	S	8		\$119.80
	Exc Award (06/30/2022, 06/30/2024)																	
115761	KAKCHING GREATER	12/22/2011	Active	26	1	0	1	4.00%	29		3			R	T	2		
36270	KOHIMA	11/20/1978	Active	20	0	0	0	0.00%	21		10		4	R	M,SC	7		
55681	LAKHIMPUR	05/09/1994	Active(1)	51	1	3	-2	-3.77%	53	13	3				S,M,VP,SC	4		\$2.00
	Exc Award (06/30/2017, 06/30/2020, 06/30/2024)																	
78744	LAKHIMPUR PRERANA	04/09/2004	Active	25	2	0	2	8.70%	23		5			R		3		
26104	LEDO VALLEY	08/27/1964	Active	20	1	0	1	5.26%	21		7			IP	P,SC	20	90+ Days	\$1,000.30
60150	MOIRANG	12/02/1997	Active	54	2	0	2	3.85%	52		8			R	VP,SC	0		
	Exc Award (06/30/2016, 06/30/2018, 06/30/2024)																	
40061	MORAN	06/23/1981	Active	46	2	1	1	2.22%	47	1	3			N	VP	2		
	Exc Award (06/30/2020, 06/30/2021, 06/30/2024)																	
117290	NAGAON CITY	06/21/2012	Active	70	4	0	4	6.06%	59		1			N	M,VP,SC	3		
	Exc Award (06/30/2018, 06/30/2023)																	
48836	NAGAON GREATER	07/11/1988	Active	62	3	1	2	3.33%	61	33	0			N	SC	1		\$898.48
	Exc Award (06/30/2018, 06/30/2020, 06/30/2024)																	
127551	Nambol	05/17/2016	Active	16	0	0	0	0.00%	15		9			N	P,VP	24+		
	Exc Award (06/30/2020)																	
109474	NINGTHOUKHONG	10/08/2010	Active	33	4	0	4	13.79%	29		0			N	VP	2		\$1,012.28
	Exc Award (06/30/2020)																	
26106	NOWGONG	11/30/1970	Active	83	9	3	6	7.79%	80	23	2			N	M	12		
	Exc Award (06/30/2018, 06/30/2021)																	
132893	Oinam	10/23/2017	Active	22	9	7	2	10.00%	20	5	3		3		S,T,M,VP,SC	N/R	90+ Days	
77884	SARUPATHAR	12/02/2003	Active	17	0	4	-4	-19.05%	21	17	7		7	R	M	24+		
26115	SIBSAGAR	06/09/1969	Active	26	0	0	0	0.00%	26		9		3		T,M,VP,SC	13		
	Exc Award (06/30/2020)																	
136583	Silapathar Greater	12/10/2018	Active(1)	19	0	0	0	0.00%	19		21		2	R	S,T,M,SC	2	90+ Days	
	Exc Award (06/30/2020, 06/30/2021)																	



Club Health Assessment for District 322 D through March 2025

			Status	Membership							Reports					Finance		LCIF
Club Number	Club Name	Charter Date		Current Member Count	YTD Members Added	YTD Members Dropped	YTD Net Growth	YTD Net Growth%	Member Count 12 Months Ago	Avg. length of service for dropped members	Months Since Last MMR ***	Yrs. Since Last Officer Report	President Rotation	Vice President Reported ****	Months Since Last Activity Report ***	Account Balance	Donations for current Fiscal Year	
			Number of times on status quo within last two years	If below 15 members appears				If net loss is greater than 20% appears			If no report in 3 months appears in	When more than one year appears in	Number of repeat terms	Notes the officers that do not have an active	If no report at 12 months red			
50144	SONARI	01/29/1990	Active	31	0	0	0	0.00%	31		9		2	R	T,M,VP,SC	1		
78707	TEZPUR GREATER	04/01/2004	Active(1)	19	6	0	6	46.15%	16		3			N		3	90+ Days	
60948	THOUBAL	06/26/1998	Active	35	5	1	4	12.90%	31	10	7		2	N	T,SC	5	\$1,006.29	
Exc Award (06/30/2020)																		
131075	Thoubal Greater Centurion	05/25/2017	Active	22	3	3	0	0.00%	26	2	3			N	S,SC	24+	\$2,011.49	
Exc Award (06/30/2019)																		
26117	TINSUKIA	08/12/1964	Active	70	5	6	-1	-1.41%	69	2	3			N		6	\$876.68	
Exc Award (06/30/2020, 06/30/2023, 06/30/2024)																		
132834	Tinsukia City of Joy	10/17/2017	Active(1)	17	2	3	-1	-5.56%	18	4	3		4	R	M	4	90+ Days	
124458	Tinsukia Smart City	03/24/2015	Cancelled(6*)	0	0	0	0	0.00%	17		4	1	None		P,S,T,M,VP,SC	20		
Exc Award (06/30/2020)																		
135949	Wangjing	09/18/2018	Active(1)	24	0	4	-4	-14.29%	28	6	2			N	M,SC	24+		
148937	Zunheboto Akuluto	11/15/2021	Active	18	3	0	3	20.00%	22		7			R	P,T,M,VP,SC	3	90+ Days	

Clubs Cancelled Previous Fiscal Year – Clubs Cancelled within last 12 months may be reinstated

Club Number	Club Name	Charter Date	Current Status*	Cancellation Date
141327	Imphal Itaroi Greater	05/18/2020	Cancelled(8*)	12/29/2023
137134	Jorhat City Queens	02/22/2019	Cancelled(8*)	12/29/2023

Current Total Count	YTD New Clubs	YTD Cancelled Clubs	YTD Net Club Gain	Current Total Members	YTD Add	YTD Drop	YTD Net Growth	YTD Net Growth %	Member Count 12 Months Ago	Average Member Count Per Club	% of Clubs with less than 20 members	% No MMR in 3 Months	% No Officer Report in 12 Months	% of Clubs with balance 90+ days	Number of Clubs in Status Quo	% Status Quo Clubs in Financial Suspension	Number of Cancelled Clubs	Average Cancelled Club Age	Members Lost Due to Cancellation	% of Clubs Cancelled for Non-Financial Reasons
75	7	2	5	2,902	414	219	195	7.20%	2,730	39	16%	65%	0%	16%	0	0%	2	13	24	0%

* - P - Priority Club. Cancellation Reasons: 1-Objectives/conduct, 2-Non-active club, 5-Non-existing club, 6-Disbanding, 7-Merger, 8-Financial Suspension, 9-District/Multiple District Dues.

** - Abbreviation: P-President, S-Secretary, T-Treasurer, M-Member Chairperson, VP-First Vice President, MC-Communications Chairperson, SC-Service Chairperson

*** - Abbreviation: N/R - Never reported using the Lions Clubs website, N/A - Not applicable, No password registered for the Lions Clubs website.

**** - Abbreviation: N - New, IP - Immediate Past, R - Repeat.



Club Health Assessment for District 322 E through March 2025

			Status	Membership							Reports					Finance		LCIF
Club Number	Club Name	Charter Date		Current Member Count	YTD Members Added	YTD Members Dropped	YTD Net Growth	YTD Net Growth%	Member Count 12 Months Ago	Avg. length of service for dropped members	Months Since Last MMR ***	Yrs. Since Last Officer Report	President Rotation	Vice President Reported ****	Months Since Last Activity Report ***	Account Balance	Donations for current Fiscal Year	
			Number of times on status quo within last two years	If below 15 members appears				If net loss is greater than 20% appears			If no report in 3 months appears in	When more than one year appears in	Number of repeat terms	Notes the officers that do not have an active	If no report at 12 months appears in red			
Clubs less than two years old																		
172214	Bhagalpur Star	06/18/2024	Active	4	0	16	-16	-80.00%	0	1	2			M,VP,SC	2	90+ Days		
155186	Chhapra	07/25/2023	Active	12	0	3	-3	-20.00%	16	1	3		N	T,M,SC	5			
180604	Khagaria	01/28/2025	Newly Chartered	28	28	0	28	100.00%	0		1		R	SC	N/R			
155872	Madhepura Femina	09/13/2023	Active	15	3	2	1	7.14%	20	1	3		2	N	SC			7
155873	Madhepura Royal	09/04/2023	Active(1)	20	0	0	0	0.00%	20		19	1	None	P,S,T,M,VP SC	N/A			
180579	Patna Care	02/07/2025	Newly Chartered	10	21	11	10	100.00%	0	3	0		N	T,M,VP	N/R			
155119	Patna Synergy	07/10/2023	Active	18	0	8	-8	-30.77%	24	1	6		N		0			
156165	Singheshwar	09/27/2023	Active(1)	20	0	0	0	0.00%	20		18	1	None	P,S,T,M,VP SC	17			
155618	Siwan Vaidehi	08/25/2023	Active(1)	20	0	0	0	0.00%	20		10	1	None	P,S,T,M,VP SC	12			
156006	Udakishunganj	09/12/2023	Active(1)	20	0	0	0	0.00%	20		18	1	None	P,S,T,M,VP SC	11			
Clubs more than two years old																		
151457	Amnour	06/23/2022	Active(2)	6	0	0	0	0.00%	6		16	1	None	P,S,T,M,VP SC	15	90+ Days		
150427	Ara Aadhunik	04/13/2022	Active(1)	20	0	6	-6	-23.08%	26	3	5		R	T,VP,SC	13			
84635	ARA APOORV	01/03/2005	Active(2)	20	5	6	-1	-4.76%	21	13	0			S,T,M,VP,SC	7			
126444	Ara Apsam	02/11/2016	Active	15	0	0	0	0.00%	25		9		R	T	18			
83072	ARA ARANAYA	06/30/2004	Active(1)	11	0	0	0	0.00%	11		46	3	None	P,S,T,M,VP SC	24+			
153994	Ara Bhoj	03/24/2023	Cancelled(8*)	0	0	5	-5	-100.00%	20	2	3		None	P,S,T,M,VP SC	N/A			
152357	Ara Bhojpur Couple	10/25/2022	Active(1)	6	0	0	0	0.00%	25		9		N	VP,SC	N/A			
131717	Ara Centennial	07/03/2017	Active	15	0	0	0	0.00%	35		7			IP	18			
152193	Ara Couple	09/22/2022	Active	15	0	0	0	0.00%	25		9		3	R	T,M,SC			N/A
135542	Ara Devprada	07/06/2018	Active(2)	6	0	0	0	0.00%	25		9		N	M,VP,SC	18			
152204	Ara Diamond Couple	09/22/2022	Active(1)	6	0	0	0	0.00%	25		9		N	T,VP,SC	N/A			
152208	Ara Divine	09/30/2022	Active(2)	5	0	0	0	0.00%	15		9		3	N	M,SC	18		



Club Health Assessment for District 322 E through March 2025

			Status	Membership							Reports					Finance		LCIF
Club Number	Club Name	Charter Date		Current Member Count	YTD Members Added	YTD Members Dropped	YTD Net Growth	YTD Net Growth%	Member Count 12 Months Ago	Avg. length of service for dropped members	Months Since Last MMR ***	Yrs. Since Last Officer Report	President Rotation	Vice President Reported ****	Months Since Last Activity Report ***	Account Balance	Donations for current Fiscal Year	
			Number of times on status quo within last two years	If below 15 members appears				If net loss is greater than 20% appears			If no report in 3 months appears in	When more than one year appears in	Number of repeat terms		Notes the officers that do not have an active	If no report at 12 months appears in red		
49957	ARA GREATER	11/03/1989	Active(1)	18	0	3	-3	-14.29%	21	12	5		4		M,VP,SC	20		
131720	Ara Mandayal	07/03/2017	Active(1)	5	0	0	0	0.00%	25		9				T,VP,SC	18		
106380	ARA MAURYA COUPLE	08/25/2009	Active	16	0	0	0	0.00%	23		11		None		P,S,T,M,VP SC	18		
63636	ARA MILLENNIUM	10/19/2000	Active(1)	55	0	0	0	0.00%	128		9			R		14		
135543	Ara Seemanchal	07/06/2018	Active	15	0	0	0	0.00%	25		9		3	R	S,T,M,SC	18		
152210	Ara Super Achiever	09/22/2022	Active(2)	5	0	0	0	0.00%	15		9		3	N	SC	18		
154041	Ara Trikota	03/30/2023	Cancelled(8*)	0	0	5	-5	-100.00%	20	2	3		None		P,S,T,M,VP SC	18	90+ Days	
153995	Ara Vikramaditya	03/24/2023	Cancelled(8*)	0	0	5	-5	-100.00%	20	2	3		None		P,S,T,M,VP SC	N/A	90+ Days	
123252	Araria	10/01/2014	Active	26	0	0	0	0.00%	26		11	1	None		P,S,T,M,VP SC	11		
64145	BARAHAT	04/03/2001	Active	20	0	0	0	0.00%	20		19	1	None		P,S,T,M,VP SC	20		
26024	BEGUSARAI	06/15/1963	Active	68	11	3	8	13.33%	60	1	0			N	M	0		\$1,006.29
Exc Award (06/30/2017)																		
63870	BEGUSARAI UNIVERSITY CLUB	12/18/2000	Active(1)	13	0	0	0	0.00%	13		33	2	None		P,S,T,M,VP SC	15		
26025	BETTIAH	08/18/1963	Active	124	4	0	4	3.33%	125		0				M,VP,SC	5		
Exc Award (06/30/2022)																		
26026	BHAGALPUR	10/04/1961	Active	115	0	5	-5	-4.17%	121	18	3				T,VP	3		
Exc Award (06/30/2018)																		
132888	Bhagalpur Femina	10/23/2017	Active(1)	45	3	3	0	0.00%	45	0	0				M,VP,SC	1		
131722	Bhagalpur Gold	07/03/2017	Active	28	1	1	0	0.00%	35	0	3			R	S,T,SC	3		\$200.06
134418	Bhagalpur Prime	04/23/2018	Active(1)	35	0	15	-15	-30.00%	55	6	3				T,VP,SC	6		
95899	BHAGALPUR ROYAL	02/23/2006	Active	49	2	0	2	4.26%	49		2			R	M	2		
Exc Award (06/30/2022)																		
66945	BHAGALPUR SILK CITY	12/18/2002	Active	64	4	0	4	6.67%	61		3			N		8		
124399	Biharsharif	03/11/2015	Active	45	8	12	-4	-8.16%	49	5	2			N	SC	0		
Exc Award (06/30/2018)																		
62387	BOUNSI	09/24/1999	Active	36	0	0	0	0.00%	38		9				S,T,M,VP,SC	20		



Club Health Assessment for District 322 E through March 2025

			Status	Membership							Reports					Finance		LCIF
Club Number	Club Name	Charter Date		Current Member Count	YTD Members Added	YTD Members Dropped	YTD Net Growth	YTD Net Growth%	Member Count 12 Months Ago	Avg. length of service for dropped members	Months Since Last MMR ***	Yrs. Since Last Officer Report	President Rotation	Vice President Reported ****	Months Since Last Activity Report ***	Account Balance	Donations for current Fiscal Year	
			Number of times on status quo within last two years	If below 15 members appears				If net loss is greater than 20% appears			If no report in 3 months appears in	When more than one year appears in	Number of repeat terms	Notes the officers that do not have an active	If no report at 12 months appears in red			
135523	Buxar	07/06/2018	Active(1)	5	0	0	0	0.00%	17		9		5	N	M,VP,SC	19	\$10.00	
53093	BUXAR GANGES	05/14/1992	Active	15	0	0	0	0.00%	20		10			N	T,VP	17		
147355	Chakia	07/04/2021	Active(1)	16	0	4	-4	-20.00%	20	4	1			N	M	15		
149770	Chanpatia	02/03/2022	Active	7	0	0	0	0.00%	25		9			N	SC	N/A		
Exc Award (06/30/2022)																		
135524	Chhapra City	07/06/2018	Active(2)	10	0	0	0	0.00%	10		16	2	None		P,S,T,M,VP SC	20		90+ Days
147486	Chhapra Femina	07/06/2021	Active	8	0	1	-1	-11.11%	11	3	4			N	T,M,VP	19		
149821	Chhapra Greater	02/23/2022	Active	28	2	0	2	7.69%	28		2		2	N	VP,SC	6		
151381	Chhapra Ragho Jee	06/22/2022	Active	4	0	1	-1	-20.00%	5	2	21		4	N	T,M,VP,SC	18		
137400	Chhapra Sahara	03/12/2019	Active(2)	5	0	0	0	0.00%	5		16			N	S,M,SC	19		
63104	CHHAPRA SARAN	04/26/2000	Active	74	0	2	-2	-2.63%	95	4	3			N	VP	0		
136626	Chhapra Smart City	10/30/2018	Cancelled(8*)	0	0	6	-6	-100.00%	6	6	3	1	None		P,S,T,M,VP SC	18		90+ Days
135525	Chhapra Town	07/06/2018	Active(1)	16	0	0	0	0.00%	15		8			N	S,M,SC	6		
133304	Darbhangra Town	12/07/2017	Active	72	5	12	-7	-8.86%	80	6	0		2	R	SC	19		
152358	Dumraon Town	03/14/2023	Active(1)	5	0	0	0	0.00%	20		9		3	N	S,T,M,SC	18		
37875	EAST CHAMPARAN	12/31/1979	Active	60	5	0	5	9.09%	55		0			N	T,M,SC	1		
149559	Ekma	01/07/2022	Active(1)	11	0	0	0	0.00%	15		9		2		M,VP,SC	18		
83101	FORBESGANJ	06/30/2004	Active	42	4	2	2	5.00%	40	7	3				M,VP,SC	2		
136061	Forbesganj Femina	08/14/2018	Active	32	0	0	0	0.00%	36		10		None		P,T,M,VP,SC	13		
125214	Godda	06/22/2015	Active(1)	69	4	0	4	6.15%	93		6			N	VP,SC	2		
Exc Award (06/30/2018)																		
64026	GOPALGANJ	02/26/2001	Active	54	1	1	0	0.00%	59	24	0			N		2		
Exc Award (06/30/2020)																		
126445	Jagdishpur Apsam	02/11/2016	Active	15	0	0	0	0.00%	25		9			N	T	18		
152391	Jagdishpur Veer Bhumi	10/19/2022	Active(2)	5	0	0	0	0.00%	15		9		3	N	S,T,M,VP,SC	N/A		
123053	Jamalpur Adarsh	09/02/2014	Active	31	0	2	-2	-6.06%	33	6	3			N		0		



Club Health Assessment for District 322 E through March 2025

			Status	Membership							Reports					Finance		LCIF
Club Number	Club Name	Charter Date		Current Member Count	YTD Members Added	YTD Members Dropped	YTD Net Growth	YTD Net Growth%	Member Count 12 Months Ago	Avg. length of service for dropped members	Months Since Last MMR ***	Yrs. Since Last Officer Report	President Rotation	Vice President Reported ****	Months Since Last Activity Report ***	Account Balance	Donations for current Fiscal Year	
			Number of times on status quo within last two years	If below 15 members appears				If net loss is greater than 20% appears			If no report in 3 months appears in	When more than one year appears in	Number of repeat terms	Notes the officers that do not have an active	If no report at 12 months appears in red			
148507	Jamalpur Lauhnagari	10/01/2021	Active	24	1	4	-3	-11.11%	41	3	1			N	2			
124431	Jamui	03/17/2015	Active(1)	42	8	0	8	23.53%	32		1		2	R	VP,SC	4	\$50.01	
26046	KATIHAR	07/09/1965	Active	75	0	0	0	0.00%	77		7			R	VP	1		
128683	Katihar Centennial	08/24/2016	Active(1)	17	1	0	1	6.25%	16		1				M,VP,SC	18		
129974	Katihar Femina	02/21/2017	Active(1)	21	6	0	6	40.00%	15		7		8	N	S,T,M,VP,SC	0		
130300	Khairah Saran	03/16/2017	Active(2)	10	0	0	0	0.00%	10		16	1	None		P,S,T,M,VP SC	14		
47235	LAKHISARAI	04/20/1987	Active	43	2	1	1	2.38%	44	13	0		2	N	S,VP,SC	20		
131334	Madhepura	06/19/2017	Active	85	1	0	1	1.19%	80		6			N		0		
Exc Award (06/30/2020, 06/30/2024)																		
139137	Maharajganj Raghushanti	07/31/2019	Active(2)	32	0	0	0	0.00%	41		9			N	S,VP	6		
152359	Maner	03/14/2023	Active(1)	5	0	0	0	0.00%	20		9		3	R	T,M,VP,SC	18		
108171	MIRGANJ	04/21/2010	Active	25	0	0	0	0.00%	25		10			N	P,T,VP,SC	3		
140293	Motihari	12/23/2019	Active	30	5	1	4	15.38%	26	5	3			R	VP,SC	N/A		
Exc Award (06/30/2022)																		
131832	Motihari Couple	07/03/2017	Active	90	10	0	10	12.50%	80		6			N	VP,SC	7		
Exc Award (06/30/2018)																		
60793	MOTIPUR	05/18/1998	Active(2)	25	0	11	-11	-30.56%	36	8	0			N	VP,SC	19		
64166	MUNGER CITY	04/18/2001	Active	69	0	0	0	0.00%	66		2			R	SC	2		
118143	MUNGER VAMA	10/25/2012	Active	36	1	0	1	2.86%	30		2			N	P,T,VP,SC	0		
141051	Murliganj	02/25/2020	Active(1)	19	0	0	0	0.00%	21		9		2		M,VP,SC	1		
26051	MUZAFFARPUR	03/14/1961	Active	104	0	2	-2	-1.89%	113	27	3			N	SC	3	\$179.69	
129170	Muzaffarpur Centennial	10/21/2016	Active	43	5	0	5	13.16%	40		0		2	N	SC	2		
Exc Award (06/30/2020)																		
56552	MUZAFFARPUR CENTRAL	02/20/1995	Active	35	1	19	-18	-33.96%	54	9	0				M,VP,SC	6		
152216	Muzaffarpur Progressive	09/22/2022	Active	16	0	0	0	0.00%	16		17	1	None		P,S,T,M,VP SC	20		
152214	Muzaffarpur Smartians	03/14/2023	Active	19	0	0	0	0.00%	19		17		3	N	M	20		



Club Health Assessment for District 322 E through March 2025

			Status	Membership							Reports					Finance		LCIF
Club Number	Club Name	Charter Date		Current Member Count	YTD Members Added	YTD Members Dropped	YTD Net Growth	YTD Net Growth%	Member Count 12 Months Ago	Avg. length of service for dropped members	Months Since Last MMR ***	Yrs. Since Last Officer Report	President Rotation	Vice President Reported ****	Months Since Last Activity Report ***	Account Balance	Donations for current Fiscal Year	
			Number of times on status quo within last two years	If below 15 members appears				If net loss is greater than 20% appears			If no report in 3 months appears in	When more than one year appears in	Number of repeat terms	Notes the officers that do not have an active	If no report at 12 months appears in red			
147861	Nalanda	08/06/2021	Active(2)	40	8	0	8	25.00%	34		0			N	2			
152362	Nathnagar	03/14/2023	Active(1)	4	1	0	1	33.33%	16		2		2	M,VP,SC	6			
88647	NAUGACHIA TOWN	06/15/2005	Active	42	16	0	16	61.54%	26		2			M,VP,SC	14			
59120	PAKUR VISHAL	02/13/1997	Active	40	0	1	-1	-2.44%	42	14	3		2	R	S,T,SC	0		
26055	PATLIPUTRA	05/03/1968	Active	39	0	1	-1	-2.50%	41	1	3			M,VP,SC	2			
109124	PATLIPUTRA ADARSH	08/27/2010	Active	16	0	0	0	0.00%	18		9		2	P,S,VP,SC	6			
49058	PATLIPUTRA ASHOK	11/28/1988	Active(1)	36	0	0	0	0.00%	36		3		3	R	M,SC	17		
126460	Patliputra Astha	02/29/2016	Active	95	7	1	6	6.74%	102	2	3			M,VP,SC	2			
Exc Award (06/30/2018)																		
151767	Patliputra Astitva	07/28/2022	Active	21	1	0	1	5.00%	22		0			T,VP	0			
131327	Patliputra Centennial	06/17/2017	Active	21	0	0	0	0.00%	22		3		2	N	T,M	12		
Exc Award (06/30/2018)																		
53279	PATLIPUTRA GREATER	06/09/1992	Active(2)	22	0	0	0	0.00%	25		9			M,VP,SC	13			
115139	PATLIPUTRA SHREE RADHEY	09/20/2011	Active(1)	4	0	0	0	0.00%	4		27	2	None	P,S,T,M,VP SC	18			
104124	PATLIPUTRA VIHAR	12/11/2008	Active(1)	16	0	0	0	0.00%	16		9			N	S	13		
26056	PATNA	06/14/1960	Active	20	1	7	-6	-23.08%	28	9	0		2	R	T	14		
139662	Patna Aarchi	08/26/2019	Active	11	0	0	0	0.00%	16		9			N	M,VP,SC	14		
142033	Patna Ananta	07/10/2020	Active	57	4	8	-4	-6.56%	61	2	6			N	M,VP,SC	0		
Exc Award (06/30/2022)																		
128216	Patna Anthem	07/13/2016	Active	38	0	0	0	0.00%	42		9			N	S,T,SC	0		
Exc Award (06/30/2020, 06/30/2022)																		
149064	Patna Aryan	12/20/2021	P- Active(1)	7	5	4	1	16.67%	6	2	2			S,M,VP,SC	1			
64083	PATNA BUDHA	03/22/2001	Active	24	2	3	-1	-4.00%	25	3	3			R	M	0		
Exc Award (06/30/2022)																		
130761	Patna Centennial	04/25/2017	Active	35	1	0	1	2.94%	34		0			N		6		
Exc Award (06/30/2023)																		



Club Health Assessment for District 322 E through March 2025

			Status	Membership							Reports					Finance		LCIF
Club Number	Club Name	Charter Date		Current Member Count	YTD Members Added	YTD Members Dropped	YTD Net Growth	YTD Net Growth%	Member Count 12 Months Ago	Avg. length of service for dropped members	Months Since Last MMR ***	Yrs. Since Last Officer Report	President Rotation	Vice President Reported ****	Months Since Last Activity Report ***	Account Balance	Donations for current Fiscal Year	
			Number of times on status quo within last two years	If below 15 members appears						If net loss is greater than 20% appears			If no report in 3 months appears in	When more than one year appears in	Number of repeat terms	Notes the officers that do not have an active	If no report at 12 months appears in red	
40569	PATNA CENTRAL	11/11/1981	Active	55	2	6	-4	-6.78%	56	28	0			N	T,VP	0	90+ Days	
Exc Award (06/30/2018)																		
134678	Patna Central Classic	05/17/2018	Active	26	0	4	-4	-13.33%	30	3	0		2	N		19		
Exc Award (06/30/2020, 06/30/2022)																		
151340	Patna Drishti	06/20/2022	Active(1)	20	0	0	0	0.00%	20		33		None		P,S,T,M,VP SC	N/R	90+ Days	
152217	Patna Elite	03/14/2023	Cancelled(8*)	0	0	20	-20	-100.00%	20	2	3	1	None		P,S,T,M,VP SC	N/A		
101470	PATNA FAVOURITE	03/12/2008	Active(2)	42	46	43	3	7.69%	44	11	0		2	R	T,M,SC	10		
Exc Award (06/30/2018)																		
56053	PATNA FEMINA	08/17/1994	Active	35	7	2	5	16.67%	31	9	3			R	T	0	90+ Days	
152524	Patna Goonj	09/22/2022	Active	9	0	14	-14	-60.87%	23	4	0				M,VP	9		
122530	Patna Grand	06/18/2014	Cancelled(8*)	0	0	17	-17	-100.00%	17	6	8		None		P,S,T,M,VP SC	16		
133855	Patna Harmony	02/20/2018	Active	34	10	1	9	36.00%	25	2	2		2	N	T,M,VP	0		
121435	Patna Heartbeat	02/25/2014	Active	10	0	0	0	0.00%	15		9		2	N		5		
Exc Award (06/30/2022)																		
130234	Patna Indradhanush	03/02/2017	Active	95	0	0	0	0.00%	95		20			N	P,S,M	19		
Exc Award (06/30/2022)																		
153872	Patna Maharana	03/16/2023	Active(1)	5	0	0	0	0.00%	20		9		3	N	T,M,VP,SC	N/A		
56624	PATNA MAURYA	03/02/1995	Active(1)	20	0	0	0	0.00%	22		10			R	VP	19		
61007	PATNA MAURYA APRAJITA	06/30/1998	Active	25	1	5	-4	-13.79%	39	7	0			R		0		
Exc Award (06/30/2018)																		
127785	Patna Navya Bharat	06/16/2016	Active	17	0	0	0	0.00%	22		8			R		3		
128306	Patna Navya Vihar	07/18/2016	Active(1)	63	6	0	6	10.53%	76		0			N	M,SC	0		
Exc Award (06/30/2018, 06/30/2022)																		
60693	PATNA NAVYA VISHAL	04/23/1998	Active	34	0	0	0	0.00%	34		9			R		20		
117647	PATNA PRIYADARSHINI DIVA	08/14/2012	Active(2)	2	0	5	-5	-71.43%	11	7	1		2	N	T,M,SC	17		
56998	PATNA PRIYADARSHNI	05/31/1995	Active	13	1	1	0	0.00%	13	0	0		3		T,M,VP,SC	14		
153879	Patna Priyamvada Adarsh	03/16/2023	Active(1)	5	0	0	0	0.00%	20		9		3	N	T,M,VP,SC	N/A		



Club Health Assessment for District 322 E through March 2025

			Status	Membership							Reports					Finance		LCIF
Club Number	Club Name	Charter Date		Current Member Count	YTD Members Added	YTD Members Dropped	YTD Net Growth	YTD Net Growth%	Member Count 12 Months Ago	Avg. length of service for dropped members	Months Since Last MMR ***	Yrs. Since Last Officer Report	President Rotation	Vice President Reported ****	Months Since Last Activity Report ***	Account Balance	Donations for current Fiscal Year	
			Number of times on status quo within last two years	If below 15 members appears				If net loss is greater than 20% appears			If no report in 3 months appears in	When more than one year appears in	Number of repeat terms	Notes the officers that do not have an active	If no report at 12 months appears in red			
60152	PATNA QUEST	12/02/1997	Active(1)	15	0	0	0	0.00%	27		3			N	P,T	18		
147378	Patna Samarpan	07/03/2021	Active	5	0	0	0	0.00%	24		1			N	T,M	20		
Exc Award (06/30/2022)																		
149620	Patna Samriddhi	01/31/2022	Active	5	0	0	0	0.00%	5		33	2	None		P,S,T,M,VP SC	15		
149463	Patna Sanskriti	12/30/2021	Active	15	3	0	3	25.00%	16		1		2	N	SC	8		
116284	PATNA SHAKTI	03/12/2012	Active	9	0	1	-1	-10.00%	13	1	4		4		M,VP,SC	15		
63552	PATNA SHUBHAM	09/12/2000	Active	35	0	0	0	0.00%	41		9		2		VP,SC	2		
131837	Patna Social	07/03/2017	Active	22	0	2	-2	-8.33%	24	7	3			N		4	\$102.00	
Exc Award (06/30/2018, 06/30/2022, 06/30/20)																		
144629	Patna Sunrise	12/30/2020	Active(2)	8	10	6	4	100.00%	8	3	1		3		S,T,VP,SC	24+		
88350	PATNA TAKSHILA	05/20/2005	Active	31	4	0	4	14.81%	27		0			R	S,SC	1		
Exc Award (06/30/2018)																		
153878	Patna Takshila Chanakya	03/16/2023	Active	9	0	1	-1	-10.00%	10	2	0			N	P,S,M,SC	2		
150623	Patna Ummeed	04/28/2022	Active	5	0	0	0	0.00%	25		9		4		VP,SC	14		
33776	PATNA VISHAL	04/20/1977	Active	45	2	2	0	0.00%	45	3	0			N	T,VP,SC	0	\$315.64	
Exc Award (06/30/2020, 06/30/2022)																		
152365	Piro Bhojpur	03/14/2023	Active	15	0	0	0	0.00%	20		9		3	R	T,M,VP,SC	18		
145264	Pupari	03/04/2021	Active(1)	15	0	0	0	0.00%	15		23	1	None		P,S,T,M,VP SC	14		
26058	PURNEA	06/14/1963	Active	99	0	0	0	0.00%	99		23		2	R	P,T,VP	19		
108402	PURNEA GREATER	06/24/2010	Active(2)	34	0	0	0	0.00%	43		9			N		7		
66899	RAJOUN	11/22/2002	Active(1)	16	0	0	0	0.00%	16		40	6	None		P,S,T,M,VP SC	19		
66700	RAXAUL	10/16/2002	Active	56	2	4	-2	-3.45%	58	5	3			N	M,VP,SC	10		
127975	Saharsa Vishal	06/28/2016	Active(1)	41	0	0	0	0.00%	41		15	1	None		P,S,T,M,VP SC	17		
152448	Shahabad Achiever	09/22/2022	Active(1)	5	0	0	0	0.00%	15		9		3	N	VP,SC	18		
149663	Sikarahana	01/24/2022	Active(2)	10	0	10	-10	-50.00%	20	2	7				M,VP,SC	N/A		
147358	Sitamarhi Aiman Mahanagar	07/02/2021	Active(1)	12	0	0	0	0.00%	15		9				P,T,M,VP,SC	19		



Club Health Assessment for District 322 E through March 2025

Club Number	Club Name	Charter Date	Status	Membership							Reports					Finance	LCIF
				Current Member Count	YTD Members Added	YTD Members Dropped	YTD Net Growth	YTD Net Growth%	Member Count 12 Months Ago	Avg. length of service for dropped members	Months Since Last MMR ***	Yrs. Since Last Officer Report	President Rotation	Vice President Reported ****	Months Since Last Activity Report ***	Account Balance	Donations for current Fiscal Year
			Number of times on status quo within last two years	If below 15 members appears				If net loss is greater than 20% appears			If no report in 3 months appears	When more than one year appears in	Number of repeat terms	Notes the officers that do not have an active	If no report at 12 months appears in red		
152218	Sitamarhi Amba	11/23/2022	Active	16	2	1	1	6.67%	26	1	7			N	S,M,VP,SC	2	
50890	SITAMARHI CENTRAL	08/02/1990	Active	53	1	0	1	1.92%	52		7			N		1	
40053	SITAMARHI WEST	06/17/1981	Active	44	3	2	1	2.33%	43	1	1			N	VP	7	
116215	SITAMARHI YOUTH	03/01/2012	Active(1)	20	0	0	0	0.00%	20		12	1	None		P,S,T,M,VP SC	18	
125105	Siwan	06/12/2015	Active(1)	62	1	0	1	1.64%	61		4				M,VP,SC	3	
110872	SULTANGANJ	04/19/2011	Active(1)	6	1	11	-10	-62.50%	16	12	1		2		M,VP,SC	2	
140653	Supaul Kosi	01/17/2020	Active	40	0	0	0	0.00%	40		5		None		P,S,T,M,VP SC	20	
150365	Thawe Maa Bhawani	04/01/2022	Active(2)	18	0	0	0	0.00%	18		14	1	None		P,S,T,M,VP SC	N/A	
152356	Vikramshila	11/14/2022	Cancelled(8*)	0	0	12	-12	-100.00%	26	1	0		None		P,S,T,M,VP SC	5	90+ Days

Clubs Cancelled Previous Fiscal Year – Clubs Cancelled within last 12 months may be reinstated

Club Number	Club Name	Charter Date	Current Status*	Cancellation Date
128340	Bhagalpur Smart City	07/26/2016	Cancelled(8*)	12/29/2023
125579	Patna A One	08/10/2015	Cancelled(8*)	12/29/2023
152415	Saran	10/13/2022	Cancelled(8*)	12/29/2023
133045	Sitamarhi Shakti	12/14/2017	Cancelled(8*)	12/29/2023

Current Total Clubs Count	YTD New Clubs Count	YTD Cancelled Clubs Count	YTD Net Club Gain	Current Total Members Count	YTD Add	YTD Drop	YTD Net Growth	YTD Net Growth %	Member Count 12 Months Ago	Average Member Count Per Club	% of Clubs with less than 20 members	% No MMR in 3 Months	% No Officer Report in 12 Months	% of Clubs with balance 90+ days	Number of Clubs in Status Quo	% Status Quo Clubs in Financial Suspension	Number of Cancelled Clubs	Average Cancelled Club Age	Members Lost Due to Cancellation	% of Clubs Cancelled for Non-Financial Reasons
152	2	7	-5	4,387	300	373	-73	-1.64%	5,161	29	45%	69%	13%	1%	0	0%	7	7	70	-57%

* - P - Priority Club. Cancellation Reasons: 1-Objectives/conduct, 2-Non-active club, 5-Non-existing club, 6-Disbanding, 7-Merger, 8-Financial Suspension, 9-District/Multiple District Dues.

** - Abbreviation: P-President, S-Secretary, T-Treasurer, M-Member Chairperson, VP-First Vice President, MC-Communications Chairperson, SC-Service Chairperson

*** - Abbreviation: N/R - Never reported using the Lions Clubs website, N/A - Not applicable, No password registered for the Lions Clubs website.

**** - Abbreviation: N - New, IP - Immediate Past, R - Repeat.



Club Health Assessment for District 322 F through March 2025

Club Number	Club Name	Charter Date	Status	Membership							Reports					Finance	LCIF
				Current Member Count	YTD Members Added	YTD Members Dropped	YTD Net Growth	YTD Net Growth%	Member Count 12 Months Ago	Avg. length of service of dropped members	Months Since Last MMR ***	Yrs. Since Last Officer Report	President Rotation	Vice President Reported ****	Months Since Last Activity Report ***	Account Balance	Donations for current Fiscal Year
			Number of times on status quo within last two years	If below 15 members appears				If net loss is greater than 20% appears			If no report in 3 months appears	When more than one year appears in	Number of repeat terms	Notes the officers that do not have appears in an active	If no report at 12 months red		
Clubs less than two years old																	
155423	Binnaguri Abhinava	09/06/2023	Active(1)	14	0	6	-6	-30.00%	20	1	3		2	N	T,M	2	90+ Days
180611	Binnaguri Unity	02/04/2025	Newly Chartered	27	27	0	27	100.00%	0		0				M,VP,SC	N/R	
179730	Jalpaiguri Seva	11/25/2024	Active	27	27	0	27	100.00%	0		0			N		0	
181054	Mendabari Seva	02/27/2025	Newly Chartered	20	20	0	20	100.00%	0		1			N	M,SC	N/A	
157188	Siliguri Aadhiran	01/18/2024	Active	26	3	0	3	13.04%	22		8			N		6	90+ Days
157381	Siliguri Ananyo	03/21/2024	Active	28	0	0	0	0.00%	20		9		2	R		8	\$1,000.01
155450	Siliguri Ekalavya	08/21/2023	Active	10	29	53	-24	-70.59%	32	2	3				S,T,VP,SC	1	90+ Days
152732	Siliguri Elite	04/06/2023	Active	20	0	0	0	0.00%	29		8		2		M,VP,SC	N/R	90+ Days
156804	Siliguri Enpower	12/08/2023	Active	7	2	10	-8	-53.33%	20	1	1				M,VP,SC	5	90+ Days
157395	Siliguri Gateway	02/19/2024	Active	23	3	7	-4	-14.81%	24	0	1		2	R		1	\$1,061.11
181071	Siliguri Himalayan Harmony	03/26/2025	Newly Chartered	20	20	0	20	100.00%	0		0				M,VP,SC	N/A	
155427	Siliguri Metropolitan	08/24/2023	Cancelled(8*)	0	1	29	-28	-100.00%	22	1	3		None		P,S,T,M,VP SC	N/A	90+ Days
157121	Siliguri Punjabipara	01/25/2024	Active	54	9	0	9	20.00%	42		3		2	R	SC	8	90+ Days
178057	Siliguri Punjabipara Shine	09/25/2024	Active	20	20	0	20	100.00%	0		6				M,VP,SC	4	90+ Days
177913	Siliguri Saksham	09/23/2024	Active	20	20	0	20	100.00%	0		6				M,VP,SC	4	
155374	Siliguri Samrat	08/24/2023	Active	18	1	8	-7	-28.00%	24	2	3			N		12	\$50.01
171581	Siliguri Suraksha	06/05/2024	Active	31	8	0	8	34.78%	0		8		2	R		4	\$1,580.73
155371	Siliguri Textiles	08/18/2023	Active	46	12	4	8	21.05%	45	0	1			N		2	\$50.01
173245	Siliguri Unchai	07/19/2024	Active	20	20	0	20	100.00%	0		0				T,M,VP,SC	N/R	90+ Days
177935	Siliguri We Serve	10/01/2024	Active	23	23	0	23	100.00%	0		0				M,VP	1	90+ Days
177963	Uttorayon Youth	09/27/2024	Active	20	20	0	20	100.00%	0		4				M,VP,SC	N/R	90+ Days
Clubs more than two years old																	
39930	ALIPURDUAR	05/08/1981	Active	83	0	0	0	0.00%	84		9			R		0	



Club Health Assessment for District 322 F through March 2025

			Status	Membership							Reports					Finance		LCIF
Club Number	Club Name	Charter Date		Current Member Count	YTD Members Added	YTD Members Dropped	YTD Net Growth	YTD Net Growth%	Member Count 12 Months Ago	Avg. length of service for dropped members	Months Since Last MMR ***	Yrs. Since Last Officer Report	President Rotation	Vice President Reported ****	Months Since Last Activity Report ***	Account Balance	Donations for current Fiscal Year	
			Number of times on status quo within last two years	If below 15 members appears				If net loss is greater than 20% appears			If no report in 3 months appears in	When more than one year appears in	Number of repeat terms	Notes the officers that do not have an active	If no report at 12 months appears in red			
Exc Award (06/30/2017)																		
138998	Alipurduar Greater	07/08/2019	Active	63	18	0	18	40.00%	48		1			N	0		\$100.02	
135674	Alipurduar Junction	07/22/2018	Active	25	0	8	-8	-24.24%	33	5	6			R	24+	90+ Days		
98460	ALIPURDUAR NIVEDITA	01/31/2007	Active	37	2	1	1	2.78%	36	18	2			N	0			
Exc Award (06/30/2018)																		
61953	BAGDOGRA	05/14/1999	Active	33	1	1	0	0.00%	33	25	3				M,VP,SC	3	\$1,407.31	
44905	BANARHAT	04/29/1985	Active	45	0	0	0	0.00%	47		7		2	R	T	4	\$4,000.34	
Exc Award (06/30/2018, 06/30/2020)																		
64151	BAROBISHA	04/03/2001	Active	16	0	2	-2	-11.11%	19	16	0			N	M,SC	24+	90+ Days	
132481	Binnaguri Dooars	08/23/2017	Cancelled(8*)	0	2	37	-35	-100.00%	28	3	0		None		P,S,T,M,VP SC	2	90+ Days	
47034	BIRPARA	03/11/1987	Active	54	11	0	11	25.58%	43		3			R	P,T,VP	2	\$100.02	
62477	COOCH BEHAR GREATER	11/01/1999	Active	26	4	3	1	4.00%	32	13	3			N	P	1	90+ Days	
126475	Cooch Behar Heritage	01/20/2016	Active(1)	21	1	0	1	5.00%	21		8			N	M	6	90+ Days	
142397	Cooch Behar Royals	07/28/2020	Active	29	5	0	5	20.83%	30		3			N		7	90+ Days	
142399	Cooch Behar Samarpan	07/28/2020	Active(1)	17	0	4	-4	-19.05%	30	2	3			N	VP	1		
36772	COOCHBEHAR	03/06/1979	Active	48	5	1	4	9.09%	41	18	1			N	VP	1	\$50.01	
48132	DHUPGURI	02/08/1988	Active(1)	17	0	0	0	0.00%	19		9		2	N	P,T,VP	24+	90+ Days	
Exc Award (06/30/2018)																		
108569	DRUK BHUTAN	06/28/2010	Active(3)	13	0	5	-5	-27.78%	18	8	5			N	SC	24+	90+ Days	
64703	FALAKATA	10/02/2001	Active	35	3	0	3	9.38%	28		1			N		1	\$50.01	
64936	GAIRKATA	01/15/2002	Cancelled(8*)	0	0	23	-23	-100.00%	23	8	0		None		P,S,T,M,VP SC	24+	90+ Days	
Exc Award (06/30/2018)																		
152731	Gangtok Greens	10/12/2022	Active	33	5	0	5	17.86%	30		7			N		0	\$145.82	
Exc Award (06/30/2023)																		
115063	GANGTOK HILLS	09/07/2011	Active	37	0	2	-2	-5.13%	39	3	1		2	N		2		
97484	JAIGAON SHIVALIK	06/30/2006	Active	35	3	2	1	2.94%	38	8	8			N	T	7	\$5,100.10	
Exc Award (06/30/2018)																		



Club Health Assessment for District 322 F through March 2025

			Status	Membership							Reports					Finance		LCIF
Club Number	Club Name	Charter Date		Current Member Count	YTD Members Added	YTD Members Dropped	YTD Net Growth	YTD Net Growth%	Member Count 12 Months Ago	Avg. length of service for dropped members	Months Since Last MMR ***	Yrs. Since Last Officer Report	President Rotation	Vice President Reported ****	Months Since Last Activity Report ***	Account Balance	Donations for current Fiscal Year	
			Number of times on status quo within last two years	If below 15 members appears				If net loss is greater than 20% appears			If no report in 3 months appears in	When more than one year appears in	Number of repeat terms	Notes the officers that do not have an active	If no report at 12 months red			
30751	JALPAIGURI	05/13/1975	Active	50	0	2	-2	-3.85%	51	13	5			N	P	8		\$50.01
135607	Jalpaiguri Genesis	07/25/2018	Active	36	0	0	0	0.00%	38		8			R		0		\$3,036.88
	Exc Award (06/30/2023)																	
117050	KAMAKHYAGURI	06/01/2012	Active	59	3	0	3	5.36%	59		6			N	VP	6		\$100.02
	Exc Award (06/30/2018)																	
41763	MAL	07/09/1982	Active	34	1	5	-4	-10.53%	56	4	1			N	T,VP	12		\$577.11
	Exc Award (06/30/2020, 06/30/2022)																	
146964	Mal Shuvakamana	07/01/2021	Active	20	0	0	0	0.00%	25		9			N	S	18	90+ Days	
131898	Mal Town	07/03/2017	Cancelled(8*)	0	0	19	-19	-100.00%	19	5	3	1	None		P,S,T,M,VP SC	24+	90+ Days	
151850	Matelli	07/20/2022	Active	22	4	3	1	4.76%	23	2	0			N	M	4	90+ Days	\$1,000.70
	Exc Award (06/30/2023)																	
148053	Matigara	10/25/2021	Cancelled(8*)	0	0	20	-20	-100.00%	20	3	16	2	None		P,S,T,M,VP SC	24+	90+ Days	
46777	MAYNAGURI	12/11/1986	Active	45	3	0	3	7.14%	43		3				P,M,VP,SC	6	90+ Days	
135053	Maynaguri Seva	06/20/2018	Active	36	3	1	2	5.88%	41	6	6		2	N		0		\$788.79
	Exc Award (06/30/2019, 06/30/2021)																	
63982	NAGRAKATA	02/12/2001	Active	58	12	7	5	9.43%	55	3	7			N		7		\$1,100.03
142592	New Jalpaiguri	08/27/2020	Active	38	5	3	2	5.56%	38	3	8			N	M	0	90+ Days	\$50.01
150873	Oodlabari Souhardya	05/20/2022	Cancelled(8*)	0	0	24	-24	-100.00%	24	3	0		None		P,S,T,M,VP SC	9	90+ Days	
97836	RANGPO GATEWAY OF SIKKIM	10/17/2006	Active	18	0	0	0	0.00%	21		4			N	S,M,VP,SC	21		\$50.01
	Exc Award (06/30/2018)																	
98461	RANIPOOL	01/31/2007	Active	23	0	0	0	0.00%	23		8				VP,SC	1		\$50.01
26116	SILIGURI	06/16/1968	Active	100	3	4	-1	-0.99%	109	11	4			N	M,SC	0		\$5,010.21
	Exc Award (06/30/2020, 06/30/2021, 06/30/2022)																	
151025	Siliguri Anando	06/06/2022	Active	24	2	3	-1	-4.00%	25	1	2			N	SC	5		
146999	Siliguri Anmol	07/02/2021	Active	54	6	2	4	8.00%	50	2	3			N		3		\$3,150.31
	Exc Award (06/30/2023)																	
142298	Siliguri Blazing Aces	07/27/2020	Cancelled(8*)	0	0	22	-22	-100.00%	25	4	0		None		P,S,T,M,VP SC	N/A	90+ Days	



Club Health Assessment for District 322 F through March 2025

			Status	Membership						Reports					Finance		LCIF
Club Number	Club Name	Charter Date		Current Member Count	YTD Members Added	YTD Members Dropped	YTD Net Growth	YTD Net Growth%	Member Count 12 Months Ago	Avg. length of service for dropped members	Months Since Last MMR ***	Yrs. Since Last Officer Report	President Rotation	Vice President Reported ****	Months Since Last Activity Report ***	Account Balance	Donations for current Fiscal Year
			Number of times on status quo within last two years	If below 15 members appears				If net loss is greater than 20% appears			If no report in 3 months appears in	When more than one year appears in	Number of repeat terms	Notes the officers that do not have an active	If no report at 12 months appears in red		
147909	Siliguri Care	08/31/2021	Active	16	0	0	0	0.00%	20		9			R	0		\$50.01
59377	SILIGURI CITIZENS	04/16/1997	Active	70	2	0	2	2.94%	68		3			N	9		\$12,627.09
	Exc Award (06/30/2017, 06/30/2018, 06/30/20																
131900	Siliguri Citizens Crown	07/03/2017	Active	54	6	0	6	12.50%	49		2			N	M,SC	0	\$1,437.56
	Exc Award (06/30/2020, 06/30/2021)																
64782	SILIGURI CITIZENS NEW CENTURY	11/13/2001	Active	39	1	0	1	2.63%	38		8			N		4	\$50.01
	Exc Award (06/30/2019)																
151595	Siliguri Citizens Tarang	07/26/2022	Active	34	0	0	0	0.00%	30		6			N		6	
142357	Siliguri City	07/27/2020	Active	26	5	1	4	18.18%	55	1	3				M,VP,SC	4	\$718.78
	Exc Award (06/30/2021, 06/30/2023)																
133409	Siliguri Dignity	01/17/2018	Active	26	0	0	0	0.00%	30		10			N		4	
	Exc Award (06/30/2019, 06/30/2020, 06/30/20																
62150	SILIGURI FOOTHILLS	06/22/1999	Active	68	10	10	0	0.00%	67	2	3			N		1	\$1,100.03
	Exc Award (06/30/2018, 06/30/2023)																
147073	Siliguri Garv	07/05/2021	Active	34	5	0	5	17.24%	36		1			N	M	2	\$50.01
138999	Siliguri Givers	07/08/2019	Active	31	0	0	0	0.00%	31		6				M,VP	21	90+ Days \$50.01
	Exc Award (06/30/2021, 06/30/2022)																
151946	Siliguri Go Getters	07/29/2022	Active	18	1	3	-2	-10.00%	20	1	4			N	M	0	90+ Days \$49.42
39096	SILIGURI GREATER	11/10/1980	Active	101	6	3	3	3.06%	97	7	3			N	T,M,SC	0	\$8,361.28
	Exc Award (06/30/2018, 06/30/2019, 06/30/20																
125417	SILIGURI GREATER YOUTH	07/21/2015	Active	66	14	1	13	24.53%	52	3	7			N		2	\$250.01
136504	Siliguri Greater Yuva	09/26/2018	Active(1)	31	4	1	3	10.71%	26	1	7				VP	8	\$100.02
62181	SILIGURI GREATER-FEMINA	06/22/1999	Active	82	1	0	1	1.23%	80		7			N		0	\$100.02
	Exc Award (06/30/2018, 06/30/2020)																
151596	Siliguri Haamro Sanskaar	07/26/2022	Active(2)	20	3	0	3	17.65%	29		7			N		3	90+ Days
146972	Siliguri Harmony	07/03/2021	Active	18	0	3	-3	-14.29%	27	2	3			N	SC	1	90+ Days
106643	SILIGURI HELP	09/25/2009	Active	40	3	0	3	8.11%	37		4			N		1	\$50.01
	Exc Award (06/30/2023)																



Club Health Assessment for District 322 F through March 2025

			Status	Membership							Reports					Finance		LCIF
Club Number	Club Name	Charter Date		Current Member Count	YTD Members Added	YTD Members Dropped	YTD Net Growth	YTD Net Growth%	Member Count 12 Months Ago	Avg. length of service for dropped members	Months Since Last MMR ***	Yrs. Since Last Officer Report	President Rotation	Vice President Reported ****	Months Since Last Activity Report ***	Account Balance	Donations for current Fiscal Year	
			Number of times on status quo within last two years	If below 15 members appears				If net loss is greater than 20% appears			If no report in 3 months appears in	When more than one year appears in	Number of repeat terms	Notes the officers that do not have an active	If no report at 12 months red			
137150	Siliguri Humanity	06/21/2019	Active	28	3	0	3	12.00%	25		1			N	2			
	Exc Award (06/30/2021)																	
151801	Siliguri Jan Kalyan	07/18/2022	Cancelled(8*)	0	0	25	-25	-100.00%	14	2	2		None	P,S,T,M,VP SC	8	90+ Days		
151597	Siliguri Lakshya	07/26/2022	Cancelled(8*)	0	0	20	-20	-100.00%	25	2	3		None	P,S,T,M,VP SC	11	90+ Days		
136187	Siliguri Legends	08/16/2018	Active	18	0	8	-8	-30.77%	26	3	8			M,VP,SC	13			
65231	SILIGURI MAGNUM	04/24/2002	Active	48	4	3	1	2.13%	52	1	0			N	0		\$1,656.78	
	Exc Award (06/30/2020)																	
141213	Siliguri Maitree	05/07/2020	Active	64	1	4	-3	-4.48%	64	2	3			N	2		\$2,814.63	
126372	Siliguri Metro	12/29/2015	Active	58	4	2	2	3.57%	89	9	0			N	4		\$1,215.57	
	Exc Award (06/30/2017, 06/30/2018, 06/30/2020)																	
138902	Siliguri Miracles	07/08/2019	Active(1)	12	0	0	0	0.00%	12		19			R	24+	90+ Days		
62182	SILIGURI PRAGATI	06/22/1999	Active	26	1	2	-1	-3.70%	24	1	7			N	0		\$50.01	
138244	Siliguri Prerna	06/21/2019	Active	38	8	1	7	22.58%	33	4	6			N	0		\$481.28	
	Exc Award (06/30/2020, 06/30/2022)																	
131189	Siliguri Pride	06/07/2017	Active	39	3	3	0	0.00%	45	6	2			N	3			
146967	Siliguri Rising Divine	07/03/2021	Active	16	0	0	0	0.00%	21		11			N	24+	90+ Days		
142449	Siliguri Rising Star	07/31/2020	Active	30	1	0	1	3.45%	29		3			N	2		\$50.01	
	Exc Award (06/30/2021)																	
148173	Siliguri Rising Strikers	10/12/2021	Active(1)	2	0	0	0	0.00%	2		16	2	None	P,S,T,M,VP SC	N/R	90+ Days		
136531	Siliguri Roar	09/27/2018	Active	61	8	4	4	7.02%	57	3	7			S,T,M,VP,SC	19		\$50.01	
151929	Siliguri Sargam	07/29/2022	Active	16	6	4	2	14.29%	14	2	2			N	3			
141605	Siliguri Saviour	05/29/2020	Cancelled(8*)	0	0	35	-35	-100.00%	35	4	3	1	None	P,S,T,M,VP SC	18	90+ Days		
	Exc Award (06/30/2021)																	
150171	Siliguri Smart City	03/16/2022	Active	32	0	1	-1	-3.03%	39	1	1			N	5	90+ Days	\$1,000.01	
139636	Siliguri Sparsh	08/26/2019	Active	22	1	0	1	4.76%	20		7			S,T,M,VP,SC	24+	90+ Days	\$50.01	
142304	Siliguri Sunrise	07/24/2020	Active	30	5	0	5	20.00%	31		7			N	8	90+ Days		
	Exc Award (06/30/2021)																	



Club Health Assessment for District 322 F through March 2025

			Status	Membership							Reports					Finance		LCIF
Club Number	Club Name	Charter Date		Current Member Count	YTD Members Added	YTD Members Dropped	YTD Net Growth	YTD Net Growth%	Member Count 12 Months Ago	Avg. length of service for dropped members	Months Since Last MMR ***	Yrs. Since Last Officer Report	President Rotation	Vice President Reported ****	Months Since Last Activity Report ***	Account Balance	Donations for current Fiscal Year	
			Number of times on status quo within last two years	If below 15 members appears				If net loss is greater than 20% appears			If no report in 3 months appears in	When more than one year appears in	Number of repeat terms	Notes the officers that do not have an active	If no report at 12 months appears in red			
50395	SILIGURI TERA	04/04/1990	Active	107	4	0	4	3.88%	104		3			N	1		\$4,672.95	
	Exc Award (06/30/2017, 06/30/2018, 06/30/2019)																	
135676	Siliguri Terai Oorja	07/22/2018	Active	65	5	0	5	8.33%	60		1			N	7		\$7,905.94	
	Exc Award (06/30/2019, 06/30/2022)																	
135585	Siliguri Terai Shakti	07/20/2018	Active	83	4	0	4	5.06%	79		2			N	0		\$27,615.59	
	Exc Award (06/30/2019, 06/30/2020, 06/30/2021)																	
142468	Siliguri Town	08/03/2020	Active(2)	15	0	0	0	0.00%	18		7		3	N	13	90+ Days		
125419	SILIGURI UDAAN	07/21/2015	Active	22	1	0	1	4.76%	24		6			M,VP,SC	1	90+ Days		
134124	Siliguri Uday	03/15/2018	Active	52	0	0	0	0.00%	52		9			R	8			
	Exc Award (06/30/2021)																	
151960	Siliguri Uday Queens	07/28/2022	Active	23	3	0	3	15.00%	29		8			N	8			
146817	Siliguri United Greater	06/18/2021	Active	46	13	15	-2	-4.17%	48	2	0			VP	3		\$99.41	
	Exc Award (06/30/2023)																	
125420	SILIGURI UNITY	07/21/2015	Active	38	0	1	-1	-2.56%	44	2	7			N	0	90+ Days		
	Exc Award (06/30/2022)																	
135615	Siliguri Unity Wings	07/20/2018	Active	22	2	4	-2	-8.33%	27	1	1			N	7	90+ Days	\$50.01	
	Exc Award (06/30/2021, 06/30/2022)																	
135866	Siliguri Unnati	08/16/2018	Active	22	3	0	3	15.79%	24		5			N	1	90+ Days	\$53.91	
78175	SINGTAM	02/04/2004	Active	29	0	0	0	0.00%	29		20			P,VP,SC	20			
131902	Uttorayon Centennial	07/03/2017	Active	40	2	1	1	2.56%	41	2	5			N	3		\$119.80	
138243	Uttorayon Queens	06/21/2019	Active	42	28	0	28	200.00%	23		7		2	N	2			

Clubs Cancelled Previous Fiscal Year – Clubs Cancelled within last 12 months may be reinstated

Club Number	Club Name	Charter Date	Current Status*	Cancellation Date
150323	Bagrakote Saogaon	04/01/2022	Cancelled(8*)	12/29/2023
150324	Bagrakote Washabari	04/01/2022	Cancelled(8*)	12/29/2023
133406	Banarhat Ahwaan	01/22/2018	Cancelled(8*)	12/29/2023
151799	Birpara Awaaz	07/18/2022	Cancelled(8*)	12/29/2023



Club Health Assessment for District 322 F through March 2025

			Membership										Reports					Finance		LCIF
Club Number	Club Name	Charter Date	Status	Current Member Count	YTD Members Added	YTD Members Dropped	YTD Net Growth	YTD Net Growth%	Member Count 12 Months Ago	Avg. length of service for members	Months Since Last MMR ***	Yrs. Since Last Officer Report	President Rotation	Vice President Reported ****	Months Since Last Activity Report ***	Account Balance	Donations for current Fiscal Year			
			Number of times on status quo within last two years	If below 15 members appears				If net loss is greater than 20% appears			If no report in 3 months appears in	When more than one year appears in	Number of repeat terms		Notes the officers that do not have an active	If no report at 12 months appears in red				
151592	Birpara Team We	07/18/2022	Cancelled(8*)	12/29/2023																
152677	Ethelbari Durganagar	09/29/2022	Cancelled(8*)	12/29/2023																
105131	SILIGURI ROYALS	04/01/2009	Cancelled(8*)	12/29/2023																
151863	Siliguri Arogyam	07/28/2022	Cancelled(8*)	12/29/2023																
147931	Siliguri Champions	08/25/2021	Cancelled(8*)	12/29/2023																
146958	Siliguri Prayas	07/03/2021	Cancelled(6*)	08/29/2023																
135584	Siliguri Professionals	07/20/2018	Cancelled(8*)	04/29/2024																
131413	Siliguri Satabdi	06/20/2017	Cancelled(6*)	12/29/2023																
146973	Siliguri Sevantika	07/03/2021	Cancelled(8*)	07/29/2023																
147077	Siliguri Shapers	07/04/2021	Cancelled(8*)	12/29/2023																
147902	Siliguri Universal	08/23/2021	Cancelled(8*)	12/29/2023																
147084	Siliguri Utsah	07/16/2021	Cancelled(8*)	12/29/2023																
63640	TUFANGANJ	10/23/2000	Cancelled(8*)	12/29/2023																
Current Total Clubs Count	YTD New Clubs Count	YTD Cancelled Clubs Count	YTD Net Club Gain	Current Total Members Count	YTD Add	YTD Drop	YTD Net Growth	YTD Net Growth %	Member Count 12 Months Ago	Average Member Count Per Club	% of Clubs with less than 20 members	% No MMR in 3 Months	% No Officer Report in 12 Months	% of Clubs with balance 90+ days	Number of Clubs in Status Quo	% Status Quo Clubs in Financial Suspension	Number of Cancelled Clubs	Average Cancelled Club Age	Members Lost Due to Cancellation	% of Clubs Cancelled for Non-Financial Reasons
103	9	10	-1	3,678	538	476	62	1.71%	3,816	36	17%	71%	1%	35%	0	0%	10	14	254	-150%

* - P - Priority Club. Cancellation Reasons: 1-Objectives/conduct, 2-Non-active club, 5-Non-existing club, 6-Disbanding, 7-Merger, 8-Financial Suspension, 9-District/Multiple District Dues.

** - Abbreviation: P-President, S-Secretary, T-Treasurer, M-Member Chairperson, VP-First Vice President, MC-Communications Chairperson, SC-Service Chairperson

*** - Abbreviation: N/R - Never reported using the Lions Clubs website, N/A - Not applicable, No password registered for the Lions Clubs website.

**** - Abbreviation: N - New, IP - Immediate Past, R - Repeat.



Club Health Assessment for District 322 H through March 2025

			Status	Membership							Reports					Finance		LCIF
Club Number	Club Name	Charter Date		Current Member Count	YTD Members Added	YTD Members Dropped	YTD Net Growth	YTD Net Growth%	Member Count 12 Months Ago	Avg. length of service for dropped members	Months Since Last MMR ***	Yrs. Since Last Officer Report	President Rotation	Vice President Reported ****	Months Since Last Activity Report ***	Account Balance	Donations for current Fiscal Year	
			Number of times on status quo within last two years	If below 15 members appears	If net loss is greater than 20% appears						If no report in 3 months appears in	When more than one year appears in	Number of repeat terms	Notes the officers that do not have an active	If no report at 12 months appears in red			
Clubs less than two years old																		
174879	Bagdogra Galaxy	08/22/2024	Active	20	20	0	20	100.00%	0		7			N	T,M,VP,SC	N/A	90+ Days	
155570	Dalkhola Glory	08/25/2023	Cancelled(8*)	0	0	22	-22	-100.00%	20	1	9		None		P,S,T,M,VP SC	N/A	90+ Days	
155053	Dalkhola Josh	08/29/2023	Cancelled(8*)	0	0	20	-20	-100.00%	20	1	3	1	None		P,S,T,M,VP SC	N/A	90+ Days	
176093	Dalkhola Royals	08/26/2024	Active	20	20	0	20	100.00%	0		7			N	M,SC	N/A		
179967	Darjeeling Shangri La	12/23/2024	Active	21	21	0	21	100.00%	0		0			N	M,VP,SC	N/R		
174648	Ghoshpukur Greater	07/30/2024	Active(1)	20	20	0	20	100.00%	0		8				M,VP,SC	4		
155103	Malda Aabhirampur	07/20/2023	Active(1)	14	11	17	-6	-30.00%	24	1	0				S,T,M,VP,SC	2		
155076	Malda Aahan	07/11/2023	Active	15	1	10	-9	-37.50%	26	3	0				VP,SC	1		
178779	Malda Citizen	09/23/2024	Active	22	22	0	22	100.00%	0		0			N	M	4	\$1.20	
154416	Malda Gour Banga	06/19/2023	Active	21	1	1	0	0.00%	20	1	5			N	T,M	19		
172246	Malda Greater Umang	06/19/2024	Cancelled(8*)	0	0	20	-20	-100.00%	0	1	0		None		P,S,T,M,VP SC	N/A	90+ Days	
155451	Malda Heritage Smile	09/18/2023	Active	21	0	4	-4	-16.00%	25	1	3				T,M,VP,SC	19		
171523	MALDA MAITREE	06/19/2024	Active	20	0	0	0	0.00%	0		9		None		P,S,T,M,VP SC	N/A		
177824	Malda Platinum	10/07/2024	Active	20	20	0	20	100.00%	0		0			N		N/R		
157017	Pakuahat Elite Smile	12/29/2023	Active	20	0	0	0	0.00%	20		12		2		S,T,M,VP,SC	N/R		
154705	Shibmandir Spandan	06/15/2023	Active	28	0	0	0	0.00%	30		0			N	M	0		
Exc Award (06/30/2024)																		
155081	Sonapur Divas	07/11/2023	Active	20	0	0	0	0.00%	20		12				VP	19		
180154	Sonapur Oorjha	12/26/2024	Active	20	20	0	20	100.00%	0		3				T,M,VP,SC	N/A	90+ Days	
Clubs more than two years old																		
123473	Aadi Malda	10/28/2014	Active	27	0	0	0	0.00%	30		8		2	R	T,M,SC	0		
152144	Aiho Smile	08/23/2022	Active	16	0	3	-3	-15.79%	20	2	1		3		S,T,M,VP,SC	N/A		
146712	Bagdogra Greater	06/19/2021	Active	27	2	0	2	8.00%	24		2			N		0		
99016	BALURGHAT GREATER	04/03/2007	Active	29	1	8	-7	-19.44%	35	11	4			N	S,T,M,VP,SC	7		



Club Health Assessment for District 322 H through March 2025

			Status	Membership							Reports					Finance		LCIF
Club Number	Club Name	Charter Date		Current Member Count	YTD Members Added	YTD Members Dropped	YTD Net Growth	YTD Net Growth%	Member Count 12 Months Ago	Avg. length of service for dropped members	Months Since Last MMR ***	Yrs. Since Last Officer Report	President Rotation	Vice President Reported ****	Months Since Last Activity Report ***	Account Balance	Donations for current Fiscal Year	
			Number of times on status quo within last two years	If below 15 members appears				If net loss is greater than 20% appears			If no report in 3 months appears in	When more than one year appears in	Number of repeat terms		Notes the officers that do not have an active	If no report at 12 months red		
62476	BIDHANNAGAR	11/08/1999	Active	36	0	0	0	0.00%	35		9			N	P,T	2		
152221	Bulbulchandi Smile	08/25/2022	Active	16	0	5	-5	-23.81%	21	2	3		3		S,T,M,VP,SC	16		
61527	CHANCHAL	02/12/1999	Active	37	0	0	0	0.00%	37		9			N	T,M,SC	14		\$1,000.30
152222	Chanchal Smile	08/31/2022	Active	20	0	0	0	0.00%	20		12		2		S,T,M,VP,SC	17	90+ Days	
151994	Dalkhola Tejaswini	08/05/2022	Cancelled(8*)	0	0	23	-23	-100.00%	20	2	3		None		P,S,T,M,VP SC	19	90+ Days	
135582	Dalkhola Youth	07/20/2018	Active(1)	21	0	0	0	0.00%	34		9			N	T,M,VP	7		
40339	DALKOLA	08/10/1981	Active	36	0	10	-10	-21.74%	50	3	3		2	N	M	5		\$119.80
26091	DARJEELING	05/13/1958	Active	27	2	3	-1	-3.57%	29	28	0			N	T,M	6		\$919.44
138277	Darjeeling Unity Wings	06/21/2019	Active	22	0	5	-5	-18.52%	27	4	6			N	P,VP	6		
100793	GAZOLE	12/11/2007	Active	31	0	0	0	0.00%	30		9		2	N	P,S,T,M,VP	14		
152344	Gazole Smile	08/25/2022	Cancelled(8*)	0	0	20	-20	-100.00%	20	3	0		None		P,S,T,M,VP SC	16	90+ Days	
132291	Gour Malda	07/25/2017	Active	33	1	1	0	0.00%	35	7	3			N	VP,SC	14		
76011	HARIRAMPUR	06/30/2003	Active	23	10	15	-5	-17.86%	25	9	0			N		2		\$100.00
Exc Award (06/30/2019, 06/30/2024)																		
153054	Harishchandrapur Riders	12/12/2022	Active	20	0	0	0	0.00%	25		2			N	S,M,VP,SC	12		
151997	Harishchandrapur Umang	08/04/2022	Cancelled(8*)	0	0	25	-25	-100.00%	25	2	3	1	None		P,S,T,M,VP SC	18	90+ Days	
59559	ISLAMPUR	05/13/1997	Active	28	2	0	2	7.69%	34		1			N		0	90+ Days	
66354	ISLAMPUR NEW CENTURY	06/28/2002	Active	30	1	0	1	3.45%	29		8				S,T,VP	12		
152219	Kaliachak Smile	08/23/2022	Active	21	0	0	0	0.00%	21		6		2		S,T,M,VP,SC	N/A	90+ Days	
57343	KALIMPONG GREATER	09/11/1995	Active(1)	20	4	1	3	17.65%	17	6	2		2	R		2		
43816	KALIYAGANJ	04/20/1984	Active	59	7	0	7	13.46%	52		0			N	M,SC	1		
151594	Khaprail Youth	07/26/2022	Active	35	4	0	4	12.90%	30		1			N		0		\$1,000.30
152190	Kotwali Smile	08/30/2022	Active(1)	22	0	0	0	0.00%	22		9		None		P,S,T,M,VP SC	17	90+ Days	
32302	KURSEONG	05/24/1976	Active	33	2	1	1	3.13%	32	30	2			N	T,VP	8		
32986	MALDA	11/03/1976	Active	34	4	1	3	9.68%	31	18	2			N	SC	2		\$1,000.30



Club Health Assessment for District 322 H through March 2025

				Status	Membership							Reports					Finance		LCIF
Club Number	Club Name	Charter Date			Current Member Count	YTD Members Added	YTD Members Dropped	YTD Net Growth	YTD Net Growth%	Member Count 12 Months Ago	Avg. length of service for dropped members	Months Since Last MMR ***	Yrs. Since Last Officer Report	President Rotation	Vice President Reported ****	Months Since Last Activity Report ***	Account Balance	Donations for current Fiscal Year	
				Number of times on status quo within last two years	If below 15 members appears				If net loss is greater than 20% appears			If no report in 3 months appears in	When more than one year appears in	Number of repeat terms	Notes the officers that do not have an active	If no report at 12 months appears in red			
103816	MALDA RAINBOW	10/17/2008	Active		22	6	1	5	29.41%	25	15	0		2	N	T,M,SC	18		
124809	Malda Aaprajit	05/05/2015	Active		20	9	9	0	0.00%	21	4	0			N	T,SC	5		
153055	Malda Angel	11/17/2022	Active		20	7	8	-1	-4.76%	30	1	2			N	M,VP,SC	9		
96841	Malda Greater	04/04/2006	Active		84	12	15	-3	-3.45%	89	5	0			N	T	3		\$119.80
Exc Award (06/30/2021, 06/30/2024)																			
127216	Malda Harmony	04/12/2016	Active		28	2	7	-5	-15.15%	32	4	1			IP	SC	20		\$100.03
78704	MALDA JAGRITI	04/01/2004	Active		33	3	3	0	0.00%	33	19	0			N	VP	0		
143993	Malda Muskan	12/31/2020	Cancelled(8*)		0	0	24	-24	-100.00%	28	3	5		None		P,S,T,M,VP SC	17	90+ Days	
63647	MALDA NEW CENTURY	10/23/2000	Active		43	21	21	0	0.00%	43	10	2			N	VP	3		\$1,736.13
144133	Malda Nightingales	12/29/2020	Active		23	1	5	-4	-14.81%	25	3	5			N	M	5		
Exc Award (06/30/2022)																			
131349	Malda Royals	06/20/2017	Active		22	3	1	2	10.00%	22	7	7			N	M,VP,SC	3		
142331	Malda Smile	07/28/2020	Active(1)		24	8	22	-14	-36.84%	32	3	3			N	T,VP,SC	17		
151996	Malda Udaan	08/11/2022	Active		20	4	8	-4	-16.67%	30	2	2			N	M,SC	9		
142267	Malda Youngs	07/17/2020	Active		43	0	0	0	0.00%	36		9			N	S,M,SC	18		
152191	Narayanpur Smile	08/23/2022	Active		20	0	0	0	0.00%	20		12	1	None		P,S,T,M,VP SC	17	90+ Days	
61826	NAXALBARI	04/19/1999	Active		20	3	0	3	17.65%	21		2		3	N	S	0		
151995	Old Malda Smile	08/23/2022	Active		15	1	6	-5	-25.00%	20	2	3				S,T,M,VP,SC	16	90+ Days	
152403	Pakuahat Smile	08/31/2022	Active		22	1	8	-7	-24.14%	29	2	3		3		S,T,M,VP,SC	16		
31091	RAIGANJ	07/10/1975	Active		32	0	0	0	0.00%	27		8			N	T,M	5		\$1,000.30
152192	Raiganj Smile	08/23/2022	Active		16	0	4	-4	-20.00%	20	2	1		4		S,T,M,VP,SC	17		
128719	RAIGANJ UNITY	08/31/2016	Active		30	15	7	8	36.36%	24	4	1			N	VP,SC	0		
152220	Ratua Smile	08/31/2022	Active		21	0	0	0	0.00%	21		2	1			S,T,M,VP,SC	16		
82268	SAMSI	05/07/2004	Active(1)		19	3	0	3	18.75%	20		8			N	P,T,M,VP,SC	19		
77745	SHIBMANDIR	10/30/2003	Active		93	12	6	6	6.90%	84	3	0			N		1		\$4,340.80



Club Health Assessment for District 322 H through March 2025

			Status		Membership						Reports					Finance		LCIF		
Club Number	Club Name	Charter Date			Current Member Count	YTD Members Added	YTD Members Dropped	YTD Net Growth	YTD Net Growth%	Member Count 12 Months Ago	Avg. length of service for dropped members	Months Since Last MMR ***	Yrs. Since Last Officer Report	President Rotation	Vice President Reported ****	Months Since Last Activity Report ***	Account Balance	Donations for current Fiscal Year		
			Number of times on status quo within last two years		If below 15 members appears				If net loss is greater than 20% appears			If no report in 3 months appears in	When more than one year appears in	Number of repeat terms	Notes the officers that do not have an active	If no report at 12 months appears in red				
135606	Shibmandir Progressive	07/20/2018	Cancelled(8*)		0	0	22	-22	-100.00%	22	3	3		None	P,S,T,M,VP SC	18	90+ Days			
62078	SONAPUR	06/10/1999	Active		52	5	2	3	6.12%	49	8	2		N	S,M,VP	19		\$1,000.30		
Exc Award (06/30/2021, 06/30/2024)																				
Current Total Clubs Count	YTD New Clubs Count	YTD Cancelled Clubs Count	YTD Net Club Gain	Current Total Members Count	YTD Add	YTD Drop	YTD Net Growth	YTD Net Growth %	Member Count 12 Months Ago	Average Member Count Per Club	% of Clubs with less than 20 members	% No MMR in 3 Months	% No Officer Report in 12 Months	% of Clubs with balance 90+ days	Number of Clubs in Status Quo	% Status Quo Clubs in Financial Suspension	Number of Cancelled Clubs	Average Cancelled Club Age	Members Lost Due to Cancellation	% of Clubs Cancelled for Non-Financial Reasons
63	7	8	-1	1,727	312	394	-82	-4.53%	1,818	27	11%	51%	3%	13%	0	0%	8	3	176	0%

* - P - Priority Club. Cancellation Reasons: 1-Objectives/conduct, 2-Non-active club, 5-Non-existing club, 6-Disbanding, 7-Merger, 8-Financial Suspension, 9-District/Multiple District Dues.

** - Abbreviation: P-President, S-Secretary, T-Treasurer, M-Member Chairperson, VP-First Vice President, MC-Communications Chairperson, SC-Service Chairperson

*** - Abbreviation: N/R - Never reported using the Lions Clubs website, N/A - Not applicable, No password registered for the Lions Clubs website.

**** - Abbreviation: N - New, IP - Immediate Past, R - Repeat.



Club Health Assessment for District 322 G through March 2025

			Status	Membership							Reports					Finance		LCIF
Club Number	Club Name	Charter Date		Current Member Count	YTD Members Added	YTD Members Dropped	YTD Net Growth	YTD Net Growth%	Member Count 12 Months Ago	Avg. length of service for dropped members	Months Since Last MMR ***	Yrs. Since Last Officer Report	President Rotation	Vice President Reported ****	Months Since Last Activity Report ***	Account Balance	Donations for current Fiscal Year	
			Number of times on status quo within last two years	If below 15 members appears				If net loss is greater than 20% appears			If no report in 3 months appears in	When more than one year appears in	Number of repeat terms	Notes the officers that do not have an active	If no report at 12 months red			
Clubs less than two years old																		
156732	Agartala Anish	11/27/2023	Active	48	8	1	7	17.07%	39	1	2			N	SC	0		
Exc Award (06/30/2024)																		
155364	Agartala Pariseva	08/16/2023	Active(1)	23	0	0	0	0.00%	23		13		None	P,S,T,M,VP SC	N/A			
155035	Borkhola Greater	07/12/2023	Active(1)	20	0	0	0	0.00%	20		20			S,T,M,VP,SC	N/A	90+ Days		
154226	Goalpara Town	06/05/2023	Active(1)	18	0	0	0	0.00%	18		13		3	M,VP,SC	N/A	90+ Days		
154749	Guwahati Aadarsh	06/20/2023	Active(1)	4	0	7	-7	-63.64%	21	1	3			N	SC	N/R	90+ Days	
180208	Guwahati Anchor	01/02/2025	Newly Chartered	20	20	0	20	100.00%	0		2			N		N/R		
178928	Guwahati Prayas	09/27/2024	Active	20	20	0	20	100.00%	0		2		None	P,M,VP,SC	N/R	90+ Days	\$120.06	
156700	Guwahati Roots	11/29/2023	Active	23	4	12	-8	-25.81%	25	1	3		2	M,VP,SC	12		\$2,492.34	
155122	Guwahati Youth	08/21/2023	Active	20	0	0	0	0.00%	20		19	1	None	P,S,T,M,VP SC	N/R	90+ Days	\$20.01	
172422	LIONS CLUB OF NEW SHILLONG	06/24/2024	Active	20	0	0	0	0.00%	0		9		None	P,S,T,M,VP SC	N/A	90+ Days		
156912	Patharkandi	12/27/2023	Active(1)	20	0	0	0	0.00%	20		15	1	None	P,S,T,M,VP SC	N/A	90+ Days		
155121	Silchar Bijoy	07/17/2023	Active	20	0	0	0	0.00%	21		9		2	R	SC	14	90+ Days	
178798	Silchar Divine	09/27/2024	Active	20	20	0	20	100.00%	0		6			M,VP,SC	N/A			
155896	Silchar Excellence	09/12/2023	Active	57	51	15	36	171.43%	21	1	0		2	T,M,VP,SC	14	90+ Days		
178927	Silchar Goonj	09/30/2024	Active	20	20	0	20	100.00%	0		2			M,VP,SC	N/A			
178541	Silchar Humanity	09/26/2024	Active	20	20	0	20	100.00%	0		4		None	P,S,T,M,VP SC	3	90+ Days		
178947	Silchar Souls	09/30/2024	Active	20	20	0	20	100.00%	0		6			M,VP,SC	N/A			
177954	Silchar Valley View	09/27/2024	Active	23	27	4	23	100.00%	0	0	3			M,VP,SC	0	90+ Days	\$119.80	
155428	Silchar Vista	08/07/2023	Active(1)	21	0	0	0	0.00%	21		19	1	None	P,S,T,M,VP SC	N/R	90+ Days		
178795	Silchar Youth	09/24/2024	Active	20	20	0	20	100.00%	0		6			M,VP,SC	N/A	90+ Days		
175890	Udharbond	07/29/2024	Active	23	23	0	23	100.00%	0		7			T,M,VP,SC	7	90+ Days		
Clubs more than two years old																		
36628	AGARTALA	02/06/1979	Active	122	11	0	11	9.91%	116		2			N	T,VP	5	\$830.78	



Club Health Assessment for District 322 G through March 2025

			Status	Membership							Reports					Finance		LCIF
Club Number	Club Name	Charter Date		Current Member Count	YTD Members Added	YTD Members Dropped	YTD Net Growth	YTD Net Growth%	Member Count 12 Months Ago	Avg. length of service for dropped members	Months Since Last MMR ***	Yrs. Since Last Officer Report	President Rotation	Vice President Reported ****	Months Since Last Activity Report ***	Account Balance	Donations for current Fiscal Year	
			Number of times on status quo within last two years	If below 15 members appears				If net loss is greater than 20% appears			If no report in 3 months appears in	When more than one year appears in	Number of repeat terms	Notes the officers that do not have an active	If no report at 12 months appears in red			
Exc Award (06/30/2023)																		
134835	Agartala City	05/21/2018	Active	31	0	0	0	0.00%	26		9		2	R	0			
Exc Award (06/30/2020)																		
133392	Agartala Femina	01/24/2018	Active	29	3	0	3	11.54%	29		1			N T,M	2		\$1,657.37	
68957	AGARTALA GALAXY	06/18/2003	Active(1)	50	22	3	19	61.29%	30	5	0			N SC	2			
Exc Award (06/30/2018)																		
147330	Agartala Green	07/05/2021	Active	20	0	0	0	0.00%	25		5			N	15			
131565	Agartala Rajdhani	07/03/2017	Active	53	9	0	9	20.45%	59		7		3	R M,SC	5	90+ Days		
142120	Agartala Royals	07/08/2020	Cancelled(8*)	0	0	20	-20	-100.00%	20	4	3	1	None	P,S,T,M,VP SC	16	90+ Days		
153137	Aizawl City	12/15/2022	Cancelled(8*)	0	0	20	-20	-100.00%	20	2	3	2	None	P,S,T,M,VP SC	N/R	90+ Days		
62981	BADARPUR GREATER	03/27/2000	Active	40	12	0	12	42.86%	35		3		2	N SC	0	90+ Days		
33288	BANGAIGAON	01/31/1977	Active	43	3	5	-2	-4.44%	45	28	5			N T,VP	1	90+ Days		
151913	Barpeta	07/29/2022	Cancelled(8*)	0	0	20	-20	-100.00%	20	2	3	2	None	P,S,T,M,VP SC	N/A	90+ Days		
53821	BARPETA ROAD	11/16/1992	Active	40	5	0	5	14.29%	32		7			R M,SC	4			
40181	DHARMANAGAR	06/29/1981	Active	77	3	3	0	0.00%	84	9	0			N M,SC	5			
Exc Award (06/30/2018, 06/30/2022)																		
26092	DHUBRI	07/07/1971	Active	36	0	3	-3	-7.69%	38	9	0			N M,SC	2		\$830.78	
Exc Award (06/30/2024)																		
26097	GAUHATI	10/12/1969	Active	322	39	0	39	13.78%	270		0			N	2		\$21,244.97	
Exc Award (06/30/2016, 06/30/2018, 06/30/20)																		
52431	GAUHATI CAPITAL ASSAM	01/22/1992	Active	28	0	6	-6	-17.65%	34	7	3		2	M,VP,SC	16	90+ Days		
36773	GAUHATI GREATER	03/12/1979	Active	220	0	19	-19	-7.95%	229	6	0			N	1		\$2,731.94	
Exc Award (06/30/2016, 06/30/2017, 06/30/20)																		
109942	GUWAHATI ALPINE	12/21/2010	Cancelled(8*)	0	1	6	-5	-100.00%	12	14	3		None	P,S,T,M,VP SC	24+	90+ Days		
117227	GUWAHATI ANMOL	06/19/2012	Active	60	0	0	0	0.00%	58		8			N	0		\$2,489.52	
Exc Award (06/30/2016, 06/30/2018, 06/30/20)																		
111441	GUWAHATI ARPAN	06/20/2011	Active	59	6	1	5	9.26%	56	0	4			N T	0		\$1,901.16	
Exc Award (06/30/2021, 06/30/2022, 06/30/20)																		



Club Health Assessment for District 322 G through March 2025

			Status	Membership							Reports					Finance		LCIF
Club Number	Club Name	Charter Date		Current Member Count	YTD Members Added	YTD Members Dropped	YTD Net Growth	YTD Net Growth%	Member Count 12 Months Ago	Avg. length of service for dropped members	Months Since Last MMR ***	Yrs. Since Last Officer Report	President Rotation	Vice President Reported ****	Months Since Last Activity Report ***	Account Balance	Donations for current Fiscal Year	
			Number of times on status quo within last two years	If below 15 members appears				If net loss is greater than 20% appears			If no report in 3 months appears in	When more than one year appears in	Number of repeat terms	Notes the officers that do not have an active	If no report at 12 months appears in red			
153768	Guwahati Buildwell	03/09/2023	Cancelled(8*)	0	0	24	-24	-100.00%	24	2	14	1	None	P,S,T,M,VP SC	18	90+ Days		
106207	GUWAHATI CARE	08/11/2009	Active	42	5	3	2	5.00%	42	3	2			N	0		\$830.78	
	Exc Award (06/30/2017, 06/30/2018, 06/30/20																	
47706	GUWAHATI CITY	09/03/1987	Active	132	17	0	17	14.78%	115		0			R	1		\$1,661.56	
	Exc Award (06/30/2018, 06/30/2019, 06/30/20																	
140628	Guwahati Elite	01/02/2020	Active	38	4	0	4	11.76%	45		4			N	9	90+ Days	\$19.77	
131564	Guwahati Global	07/03/2017	Active(1)	20	6	5	1	5.26%	24	4	2			N	0			
	Exc Award (06/30/2020)																	
140413	Guwahati Gold	12/06/2019	Active	76	10	2	8	11.76%	76	1	0		2	N	0		\$1,309.98	
	Exc Award (06/30/2024)																	
143918	Guwahati Icon	12/21/2020	Active(1)	14	6	7	-1	-6.67%	30	3	0			N	0			
	Exc Award (06/30/2021, 06/30/2023)																	
58805	GUWAHATI KAMRUPA	10/29/1996	Active	148	17	2	15	11.28%	140	7	2			N	0		\$4,156.52	
	Exc Award (06/30/2018, 06/30/2019, 06/30/20																	
105049	GUWAHATI METRO	03/19/2009	Active	83	11	7	4	5.06%	86	1	0			N	0		\$480.99	
	Exc Award (06/30/2018, 06/30/2021, 06/30/20																	
132546	Guwahati Parvarish	10/04/2017	Active	33	2	0	2	6.45%	31		2		2		5		\$930.81	
														VP,SC				
101204	GUWAHATI RIVERVIEW	02/20/2008	Active	138	12	8	4	2.99%	150	3	1			N	0		\$1,268.39	
	Exc Award (06/30/2021, 06/30/2022, 06/30/20																	
143028	Guwahati Royals	09/30/2020	Cancelled(8*)	0	0	16	-16	-100.00%	16	3	3		None	P,S,T,M,VP SC	24+	90+ Days		
147451	Guwahati Sahyog	07/12/2021	Active	48	0	0	0	0.00%	46		9			M,VP,SC	15		\$830.78	
	Exc Award (06/30/2024)																	
143181	Guwahati Smart City	10/19/2020	Active	20	0	0	0	0.00%	20		9		2	N	0			
	Exc Award (06/30/2021)																	
64680	GUWAHATI SOUTH	09/04/2001	Active	45	9	0	9	25.00%	39		3			N	0		\$1,066.19	
	Exc Award (06/30/2016, 06/30/2017, 06/30/20																	
152589	Guwahati Times	09/09/2022	Active	55	5	5	0	0.00%	55	1	3			N	7		\$540.12	
	Exc Award (06/30/2023, 06/30/2024)													M,SC				



Club Health Assessment for District 322 G through March 2025

			Status	Membership							Reports					Finance		LCIF
Club Number	Club Name	Charter Date		Current Member Count	YTD Members Added	YTD Members Dropped	YTD Net Growth	YTD Net Growth%	Member Count 12 Months Ago	Avg. length of service for dropped members	Months Since Last MMR ***	Yrs. Since Last Officer Report	President Rotation	Vice President Reported ****	Months Since Last Activity Report ***	Account Balance	Donations for current Fiscal Year	
			Number of times on status quo within last two years	If below 15 members appears				If net loss is greater than 20% appears			If no report in 3 months appears in	When more than one year appears in	Number of repeat terms	Notes the officers that do not have an active	If no report at 12 months appears in red			
153229	Guwahati Umananda	01/02/2023	Active	25	3	0	3	13.64%	27		0		3	M,VP,SC	2	90+ Days		
131575	Guwahati Umang Lioness	07/03/2017	Active	185	30	2	28	17.83%	171	1	0			N	0		\$22,049.31	
	Exc Award (06/30/2018, 06/30/2019, 06/30/2020)																	
129086	Hailakandi Centurion	10/13/2016	Active(2)	11	0	0	0	0.00%	11		15		2	S,T,M,VP,SC	24+	90+ Days		
	Exc Award (06/30/2018, 06/30/2019)																	
38881	JAGIROAD	08/12/1980	Active(2)	24	0	0	0	0.00%	24		16	2	None	P,S,T,M,VP SC	24+	90+ Days		
64814	KAILASHAHAR	12/04/2001	Active	75	6	4	2	2.74%	73	7	2		2	R	0		\$1,610.93	
	Exc Award (06/30/2022, 06/30/2023, 06/30/2024)																	
59810	KARIMGANJ	06/19/1997	Active	77	3	0	3	4.05%	80		8			R	1			
	Exc Award (06/30/2020, 06/30/2022)																	
125936	Karimganj Centurion	10/20/2015	Active	59	0	13	-13	-18.06%	74	2	3			S,T,M,VP,SC	0		\$830.78	
	Exc Award (06/30/2019, 06/30/2020, 06/30/2021)																	
137378	Karimganj Frontline	02/11/2019	Active	21	0	0	0	0.00%	21		8		2	M,VP,SC	24+	90+ Days		
	Exc Award (06/30/2021)																	
119520	KHOWAI	06/03/2013	Active	37	2	3	-1	-2.63%	37	4	3			N M	3			
	Exc Award (06/30/2021, 06/30/2024)																	
147000	Kokrajhar Greater	07/03/2021	Active	60	8	0	8	15.38%	49		3			T,M,VP,SC	0			
143998	Kumarghat Royals	12/23/2020	Active	20	1	3	-2	-9.09%	20	2	4		2	M,VP,SC	2			
148790	Lakhipur	12/14/2021	Active	43	10	5	5	13.16%	36	2	0			R	2		\$99.92	
	Exc Award (06/30/2022, 06/30/2024)																	
105060	LALA	03/24/2009	Active	31	3	1	2	6.90%	27	4	0			N T,M,SC	0			
63060	MORIGAON	04/04/2000	Active	40	0	0	0	0.00%	39		11		None	P,S,M,VP,SC	18	90+ Days		
26105	NARANGI	12/24/1965	Active	76	7	1	6	8.57%	74	2	1			R	0		\$1,956.25	
	Exc Award (06/30/2023)																	
97526	RAMKRISHNA NAGAR	06/30/2006	Active	31	11	5	6	24.00%	25	2	0		2	N P,VP	4	90+ Days	\$119.80	
	Exc Award (06/30/2021)																	
26114	SHILLONG	06/21/1964	Active	77	11	10	1	1.32%	77	3	0			N SC	9		\$119.80	
	Exc Award (06/30/2019, 06/30/2024)																	



Club Health Assessment for District 322 G through March 2025

			Status	Membership							Reports					Finance		LCIF
Club Number	Club Name	Charter Date		Current Member Count	YTD Members Added	YTD Members Dropped	YTD Net Growth	YTD Net Growth%	Member Count 12 Months Ago	Avg. length of service for dropped members	Months Since Last MMR ***	Yrs. Since Last Officer Report	President Rotation	Vice President Reported ****	Months Since Last Activity Report ***	Account Balance	Donations for current Fiscal Year	
			Number of times on status quo within last two years	If below 15 members appears				If net loss is greater than 20% appears			If no report in 3 months appears in	When more than one year appears in	Number of repeat terms	Notes the officers that do not have an active	If no report at 12 months appears in red			
148939	Shillong Divas	12/06/2021	Cancelled(8*)	0	0	23	-23	-100.00%	23	2	3	1	None	P,S,T,M,VP SC	12	90+ Days		
148452	Silchar Ananta	09/28/2021	Active	46	9	11	-2	-4.17%	44	4	2		N		1		\$239.60	
	Exc Award (06/30/2024)																	
142964	Silchar Care	09/29/2020	Active	49	13	8	5	11.36%	53	3	0		N		4		\$399.42	
	Exc Award (06/30/2022, 06/30/2024)																	
36080	SILCHAR CENTRAL	09/25/1978	Active	110	2	1	1	0.92%	111	14	1		N	S	2		\$2,328.13	
	Exc Award (06/30/2022, 06/30/2023)																	
130449	Silchar Centurion	03/20/2017	Active	32	4	5	-1	-3.03%	33	2	3		N	S,VP	7	90+ Days	\$119.80	
136439	Silchar City	09/18/2018	Active	27	5	4	1	3.85%	35	3	2		N	SC	3			
151888	Silchar Dynamic	07/29/2022	Active	40	3	0	3	8.11%	38		8		2	R	S,T,VP	4	\$950.58	
	Exc Award (06/30/2023, 06/30/2024)																	
137379	Silchar Greater	02/14/2019	Active	57	10	8	2	3.64%	55	2	1		N		1		\$746.82	
	Exc Award (06/30/2021, 06/30/2022, 06/30/2023)																	
130486	Silchar Lioness	03/24/2017	Active	39	7	2	5	14.71%	73	3	1		N	M,SC	0		\$359.40	
	Exc Award (06/30/2019)																	
142282	Silchar Premier	08/07/2020	Active(1)	20	1	14	-13	-39.39%	26	2	3		2	S,M,VP,SC	14	90+ Days		
136838	Silchar Royals	11/22/2018	Active	23	9	40	-31	-57.41%	40	2	0		N	M	5		\$119.80	
	Exc Award (06/30/2020, 06/30/2022)																	
146970	Silchar Scholars	07/02/2021	Active	20	5	0	5	33.33%	21		8			M,VP,SC	4	90+ Days		
142030	Silchar Signature	07/08/2020	Active(1)	21	6	5	1	5.00%	20	2	3		2	M,SC	6		\$40.02	
147742	Silchar Smile	08/17/2021	Active	20	5	5	0	0.00%	20	2	0		2	R	T,M,VP,SC	0		
146969	Silchar Valley	07/02/2021	Active	27	5	4	1	3.85%	30	3	0		N		1			
132359	Silchar Vision	08/04/2017	Active	20	6	12	-6	-23.08%	24	4	0		3	N	M,VP	4		
	Exc Award (06/30/2020)																	
125930	Teliamura	10/23/2015	Active(1)	29	8	1	7	31.82%	22	7	8		N	T,M,VP,SC	7	90+ Days		
106900	TURA	11/23/2009	Active	36	0	0	0	0.00%	35		10		3	M,VP,SC	24+	90+ Days		
	Exc Award (06/30/2020)																	
102356	UDALGURI	06/09/2008	Active	18	0	0	0	0.00%	18		6			T,M,VP,SC	24+	90+ Days		



Club Health Assessment for District 322 G through March 2025

INTERNATIONAL

Club Number	Club Name	Charter Date	Status	Membership							Reports					Finance	LCIF	
				Current Member Count	YTD Members Added	YTD Members Dropped	YTD Net Growth	YTD Net Growth%	Member Count 12 Months Ago	Avg. length of service for dropped members	Months Since Last MMR ***	Yrs. Since Last Officer Report	President Rotation	Vice President Reported ****	Months Since Last Activity Report ***	Account Balance	Donations for current Fiscal Year	
			Number of times on status quo within last two years	If below 15 members appears				If net loss is greater than 20% appears			If no report in 3 months appears in	When more than one year appears in	Number of repeat terms	Notes the officers that do not have an active	If no report at 12 months appears in red			
64809	UDAYPUR	11/27/2001	Active	41	8	2	6	17.14%	35	6	7		2	N	M,VP,SC	1	90+ Days	
Exc Award (06/30/2020, 06/30/2024)																		

Clubs Cancelled Previous Fiscal Year – Clubs Cancelled within last 12 months may be reinstated

Club Number	Club Name	Charter Date	Current Status*	Cancellation Date
140411	Bazaricherra Centurion	12/02/2019	Cancelled(8*)	08/29/2023
136414	Bhanga Centurion	10/04/2018	Cancelled(8*)	08/29/2023
152355	Guwahati Grace	08/30/2022	Cancelled(8*)	09/29/2023
142026	Haflong Greater	07/06/2020	Cancelled(8*)	08/29/2023
149222	Kalinagar	12/22/2021	Cancelled(8*)	08/29/2023
140910	Katigorah Greater	02/06/2020	Cancelled(8*)	12/29/2023
120232	Longtharaivalley	08/29/2013	Cancelled(8*)	08/29/2023
117682	MANKACHAR GREATER	08/22/2012	Cancelled(8*)	08/29/2023
132994	Patharkandi Centurion	10/31/2017	Cancelled(8*)	08/29/2023
146971	Silchar United	07/04/2021	Cancelled(8*)	12/29/2023
153395	Udharbond Greater	03/27/2023	Cancelled(8*)	12/29/2023

Current Total Clubs Count	YTD New Clubs Count	YTD Cancelled Clubs Count	YTD Net Club Gain	Current Total Members Count	YTD Add	YTD Drop	YTD Net Growth	YTD Net Growth %	Member Count 12 Months Ago	Average Member Count Per Club	% of Clubs with less than 20 members	% No MMR in 3 Months	% No Officer Report in 12 Months	% of Clubs with balance 90+ days	Number of Clubs in Status Quo	% Status Quo Clubs in Financial Suspension	Number of Cancelled Clubs	Average Cancelled Club Age	Members Lost Due to Cancellation	% of Clubs Cancelled for Non-Financial Reasons
87	9	7	2	4,169	672	416	256	6.54%	4,047	48	6%	55%	5%	37%	0	0%	7	11	129	-157%

* - P - Priority Club. Cancellation Reasons: 1-Objectives/conduct, 2-Non-active club, 5-Non-existing club, 6-Disbanding, 7-Merger, 8-Financial Suspension, 9-District/Multiple District Dues.

** - Abbreviation: P-President, S-Secretary, T-Treasurer, M-Member Chairperson, VP-First Vice President, MC-Communications Chairperson, SC-Service Chairperson

*** - Abbreviation: N/R - Never reported using the Lions Clubs website, N/A - Not applicable, No password registered for the Lions Clubs website.

**** - Abbreviation: N - New, IP - Immediate Past, R - Repeat.



Club Health Assessment for District 3231A1 through March 2025

			Status	Membership							Reports					Finance	LCIF	
Club Number	Club Name	Charter Date		Current Member Count	YTD Members Added	YTD Members Dropped	YTD Net Growth	YTD Net Growth%	Member Count 12 Months Ago	Avg. length of service for dropped members	Months Since Last MMR ***	Yrs. Since Last Officer Report	President Rotation	Vice President Reported ****	Months Since Last Activity Report ***	Account Balance	Donations for current Fiscal Year	
			Number of times on status quo within last two years	If below 15 members appears				If net loss is greater than 20% appears			If no report in 3 months appears in	When more than one year appears in	Number of repeat terms		Notes the officers that do not have an active	If no report at 12 months appears in red		
Clubs less than two years old																		
180543	Mumbai Legacy	02/10/2025	Newly Chartered	20	21	1	20	100.00%	0	0	1				M,VP,SC	N/R		
171923	Mumbai SoBo Youth	06/19/2024	Active	0	0	2	-2	-100.00%	0	1	0				T,M,VP,SC	N/R		
Clubs more than two years old																		
50205	BOMBAY ADARSH NAGAR	02/15/1990	Active	11	0	0	0	0.00%	11		11		3	N	M,SC	18		
42020	BOMBAY BABULNATH	11/16/1982	Active	32	0	0	0	0.00%	32		5			N		5		\$4,826.89
Exc Award (06/30/2023)																		
54707	BOMBAY BALLARD ESTATE	06/29/1993	Active	15	0	1	-1	-6.25%	19	13	3		3	R	T	17		\$2,012.58
26127	BOMBAY BOMBAY CENTRAL	11/05/1973	Active	18	0	0	0	0.00%	18		10			N		7		\$100.03
33474	BOMBAY CHUNABHATTI	03/14/1977	Active	17	0	3	-3	-15.00%	20	3	3			R	S,T,M,VP,SC	19		\$100.63
Exc Award (06/30/2021)																		
41242	BOMBAY CHURCHGATE	04/12/1982	Active	129	9	5	4	3.20%	136	11	3			N		0		\$1,923.80
Exc Award (06/30/2018, 06/30/2022, 06/30/20)																		
29684	BOMBAY CUFFE PARADE	07/15/1974	Active	44	1	0	1	2.33%	43		7			N		13		\$4,112.85
Exc Award (06/30/2016, 06/30/2018, 06/30/20)																		
42609	BOMBAY DHOBI TALAO	04/04/1983	Active	6	1	1	0	0.00%	7	24	4			R	M,VP,SC	0		
26131	BOMBAY EAST BOMBAY	11/11/1957	Active	39	4	4	0	0.00%	43	32	1			N		2		\$2,042.91
Exc Award (06/30/2017, 06/30/2018, 06/30/20)																		
57008	BOMBAY GARDEN VIEW	05/31/1995	Active	5	0	0	0	0.00%	5		10			IP		16		\$100.02
53571	BOMBAY GATEWAY	08/03/1992	Active(1)	14	14	0	14	100.00%	23		7			N	S,M,VP,SC	1		
40475	BOMBAY GIRGAUM	10/05/1981	Active	9	0	0	0	0.00%	9		11		2	R	M,SC	18		\$50.31
26123	BOMBAY HOST	02/03/1956	Active	36	0	0	0	0.00%	38		3			N		1		\$230.24
52034	BOMBAY J J CRESCENT	09/27/1991	Active	93	6	0	6	6.90%	95		3			N	P,T,SC	24+		\$2,570.22
28214	BOMBAY KHETWADI	03/26/1974	Active	14	0	0	0	0.00%	17		8		2	N	M,SC	8		\$50.00
52581	BOMBAY KINGS CIRCLE	02/26/1992	Active	35	0	1	-1	-2.78%	37	17	5			N		9		
57144	BOMBAY MAHANAGAR	06/28/1995	Active	32	2	1	1	3.23%	34	2	8			N	M,SC	1		\$100.02



Club Health Assessment for District 3231A1 through March 2025

			Status	Membership							Reports					Finance		LCIF
Club Number	Club Name	Charter Date		Current Member Count	YTD Members Added	YTD Members Dropped	YTD Net Growth	YTD Net Growth%	Member Count 12 Months Ago	Avg. length of service for dropped members	Months Since Last MMR ***	Yrs. Since Last Officer Report	President Rotation	Vice President Reported ****	Months Since Last Activity Report ***	Account Balance	Donations for current Fiscal Year	
			Number of times on status quo within last two years	If below 15 members appears				If net loss is greater than 20% appears			If no report in 3 months appears in	When more than one year appears in	Number of repeat terms	Notes the officers that do not have an active	If no report at 12 months appears in red			
26137	BOMBAY MAHIM	11/28/1968	Active	17	0	0	0	0.00%	17		3			N	S,M,SC	6		
29689	BOMBAY MANDVI EAST	07/15/1974	Active	124	10	2	8	6.90%	115	28	0			N	S,T,M,VP	0		
30668	BOMBAY MARINE DRIVE	04/30/1975	Active(2)	7	0	8	-8	-53.33%	15	3	3		4	N	S,M,VP,SC	17		
54499	BOMBAY PANCHRATNA	05/24/1993	Active	74	7	0	7	10.45%	71		0		2	R		8	\$900.75	
	Exc Award (06/30/2018)																	
32044	BOMBAY PAREL	04/05/1976	Active	16	2	0	2	14.29%	15		1			R	M	1	\$400.09	
	Exc Award (06/30/2018)																	
26142	BOMBAY PRARTHANA SAMAJ	12/26/1973	Active	10	0	1	-1	-9.09%	16	35	3		2	N	P	20		
	Exc Award (06/30/2016, 06/30/2017, 06/30/2018)																	
44780	BOMBAY PYDHONIE	03/07/1985	Active	20	0	0	0	0.00%	20		11		2	N		5		
53669	BOMBAY QUEENSWAY	09/09/1992	Active	18	0	1	-1	-5.26%	18	36	2			R		6	\$886.78	
	Exc Award (06/30/2023)																	
26145	BOMBAY SHIVAJI PARK	03/14/1964	Active	49	7	2	5	11.36%	49	16	0				P,T,M,VP,SC	0	\$1,151.21	
26146	BOMBAY SION	10/15/1963	Active	137	4	2	2	1.48%	125	7	0			N	M,SC	0	\$550.46	
	Exc Award (06/30/2018, 06/30/2023, 06/30/2024)																	
55773	BOMBAY SOUTH HILL	05/31/1994	Active	31	7	0	7	29.17%	22		4			N		4	\$1,605.20	
	Exc Award (06/30/2024)																	
56054	BOMBAY SOUTHERN HEIGHTS	08/17/1994	Active	2	2	9	-7	-77.78%	9	20	0		None		P,T,M,VP,SC	24+		
26148	BOMBAY WADALA	06/08/1968	Active(1)	8	5	4	1	14.29%	7	30	0				T,M,VP,SC	24+		
26152	BOMBAY WALKESHWAR	02/08/1972	Active	20	2	13	-11	-35.48%	19	6	0			N	M,VP,SC	2		
34140	BYCULLA	06/24/1977	Active	96	5	2	3	3.23%	90	23	2			N	SC	13	\$1,652.27	
	Exc Award (06/30/2016, 06/30/2024)																	
26166	MUMBAI CITY CENTER	10/26/1971	Active	10	0	0	0	0.00%	10		17		2	R	T,M,VP,SC	24+	\$50.31	
151339	Mumbai Dadar Jewels	06/16/2022	Active	65	40	0	40	160.00%	25		0			R	SC	0	\$1,100.03	
144313	Mumbai Elite	12/30/2020	Active	24	2	2	0	0.00%	30	2	2			N		2		
125418	Mumbai Kutch	08/12/2015	Cancelled(6*)	0	0	0	0	0.00%	15		8	1	None		P,S,T,M,VP SC	24+		
132034	Mumbai Midtown	07/09/2017	Active	29	9	0	9	45.00%	20		1			N	M,SC	4		



Club Health Assessment for District 3231A1 through March 2025

Club Number	Club Name	Charter Date	Status	Membership							Reports					Finance	LCIF
				Current Member Count	YTD Members Added	YTD Members Dropped	YTD Net Growth	YTD Net Growth%	Member Count 12 Months Ago	Avg. length of service for dropped members	Months Since Last MMR ***	Yrs. Since Last Officer Report	President Rotation	Vice President Reported ****	Months Since Last Activity Report ***	Account Balance	Donations for current Fiscal Year
			Number of times on status quo within last two years	If below 15 members appears				If net loss is greater than 20% appears			If no report in 3 months appears in	When more than one year appears in	Number of repeat terms	Notes the officers that do not have an active	If no report at 12 months appears in red		
134071	Mumbai Millennials	03/21/2018	Active	31	0	3	-3	-8.82%	38	2	3			N	M,SC	0	\$1,480.14
59006	MUMBAI NARIMAN POINT	01/10/1997	Active	6	0	0	0	0.00%	6		12	1	None		P,S,T,M,VP SC	24+	
138548	Mumbai New Marine Drive	06/12/2019	Active	11	0	0	0	0.00%	11		13	1	None		P,S,T,M,VP SC	17	
67473	MUMBAI SHANTI DOOT	03/13/2003	Active	18	2	0	2	12.50%	20		2			N	M,SC	17	\$50.31
151262	Mumbai Worli	06/14/2022	Active	8	0	0	0	0.00%	7		2			N	P,T,M,VP,SC	2	
33607	PRABHADEVI	03/30/1977	Active	12	0	2	-2	-14.29%	14	2	1		2	R	SC	24+	\$301.58

Clubs Cancelled Previous Fiscal Year – Clubs Cancelled within last 12 months may be reinstated

Club Number	Club Name	Charter Date	Current Status*	Cancellation Date
42891	BOMBAY HARBOUR	06/27/1983	Cancelled(6*)	06/29/2024
103639	MUMBAI ADARSH FAMILY	09/16/2008	Cancelled(6*)	07/29/2023

Current Total Clubs Count	YTD New Clubs Count	YTD Cancelled Clubs Count	YTD Net Club Gain	Current Total Members Count	YTD Add	YTD Drop	YTD Net Growth	YTD Net Growth %	Member Count 12 Months Ago	Average Member Count Per Club	% of Clubs with less than 20 members	% No MMR in 3 Months	% No Officer Report in 12 Months	% of Clubs with balance 90+ days	Number of Clubs in Status Quo	% Status Quo Clubs in Financial Suspension	Number of Cancelled Clubs	Average Cancelled Club Age	Members Lost Due to Cancellation	% of Clubs Cancelled for Non-Financial Reasons
44	1	1	0	1,412	162	70	92	6.97%	1,391	32	52%	57%	5%	0%	0	0%	1	65	0	100%

* - P - Priority Club. Cancellation Reasons: 1-Objectives/conduct, 2-Non-active club, 5-Non-existing club, 6-Disbanding, 7-Merger, 8-Financial Suspension, 9-District/Multiple District Dues.

** - Abbreviation: P-President, S-Secretary, T-Treasurer, M-Member Chairperson, VP-First Vice President, MC-Communications Chairperson, SC-Service Chairperson

*** - Abbreviation: N/R - Never reported using the Lions Clubs website, N/A - Not applicable, No password registered for the Lions Clubs website.

**** - Abbreviation: N - New, IP - Immediate Past, R - Repeat.



Club Health Assessment for District 3231A2 through March 2025

			Status	Membership							Reports					Finance		LCIF
Club Number	Club Name	Charter Date		Current Member Count	YTD Members Added	YTD Members Dropped	YTD Net Growth	YTD Net Growth%	Member Count 12 Months Ago	Avg. length of service for dropped members	Months Since Last MMR ***	Yrs. Since Last Officer Report	President Rotation	Vice President Reported *****	Months Since Last Activity Report ***	Account Balance	Donations for current Fiscal Year	
			Number of times on status quo within last two years	If below 15 members appears				If net loss is greater than 20% appears			If no report in 3 months appears in	When more than one year appears in	Number of repeat terms	Notes the officers that do not have an active	If no report at 12 months appears in red			
Clubs less than two years old																		
155311	Badlapur	12/21/2023	Active	20	0	0	0	0.00%	20		12		2	R	7	90+ Days	\$800.12	
155295	Bhandup	07/26/2023	Active	13	0	0	0	0.00%	23		9		2	R	T,M,SC	6	90+ Days	
155294	Chembur East	01/29/2024	Cancelled(8*)	0	0	22	-22	-100.00%	22	2	3		None	P,S,T,M,VP SC	N/R	90+ Days		
155272	Chembur Platinum	09/26/2023	Cancelled(8*)	0	0	7	-7	-100.00%	20	1	6		None	P,S,T,M,VP SC	N/A	90+ Days		
157746	Kalyan BK Birla College Campus	04/01/2024	Active	23	18	15	3	15.00%	0	1	2			N	T,M,SC	N/R	90+ Days	
180193	Kalyan K M Agrawal College Campus	01/06/2025	Newly Chartered	20	20	0	20	100.00%	0		2				M,VP,SC	N/A		
155274	Kalyan Khadakpada	08/14/2023	Active	14	1	15	-14	-50.00%	28	1	5			N	M,SC	1	90+ Days \$1,000.30	
157560	Kalyan LD Sonawane College Campus	02/27/2024	Active	20	0	0	0	0.00%	20		9		2	N	S,M,SC	6	90+ Days	
157714	Mumbai Met College Campus	05/16/2024	Active	20	0	0	0	0.00%	0		6		None	P,S,T,M,VP SC	N/A	90+ Days		
175555	Thakurli Gems	09/03/2024	Status Quo(1)	22	25	3	22	100.00%	0	0	2			N	T,M,SC	2	90+ Days \$302.83	
172153	Thane New Metro City	06/18/2024	Active	24	10	7	3	14.29%	0	0	0		3	N	SC	N/R	\$110.21	
Clubs more than two years old																		
26120	AMBERNATH	06/22/1966	Active(1)	19	0	0	0	0.00%	28		8			N	M,SC	7		
26122	BHIWANDI	04/06/1963	Active	101	7	12	-5	-4.72%	124	3	3			N	T,M,VP,SC	7	90+ Days \$3,090.01	
Exc Award (06/30/2021)																		
50990	BOMBAY AMAR MAHAL	10/11/1990	Active(2)	2	0	0	0	0.00%	3		6		2		M,VP,SC	20	90+ Days	
61334	BOMBAY CHEMBUR GOLD	12/07/1998	Active	5	0	0	0	0.00%	5		10			IP	M,SC	5		
36843	BOMBAY CHEMBUR WEST	03/26/1979	Active	23	0	1	-1	-4.17%	32	31	8			N	M,SC	3	\$100.03	
48635	BOMBAY GOVANDI	05/25/1988	Active	71	17	0	17	31.48%	58		0				M,VP,SC	6	\$4,691.69	
Exc Award (06/30/2021)																		
52078	BOMBAY HILL TOP	10/10/1991	Active	33	0	2	-2	-5.71%	44	5	3			N		1	\$16,645.86	
Exc Award (06/30/2018, 06/30/2021, 06/30/2022)																		
56343	BOMBAY KANJUR MARG	12/28/1994	Active	45	7	3	4	9.76%	43	10	0			N		2	\$1,405.57	
Exc Award (06/30/2016, 06/30/2017, 06/30/2020)																		



Club Health Assessment for District 3231A2 through March 2025

			Status	Membership							Reports					Finance	LCIF
Club Number	Club Name	Charter Date		Current Member Count	YTD Members Added	YTD Members Dropped	YTD Net Growth	YTD Net Growth%	Member Count 12 Months Ago	Avg. length of service for dropped members	Months Since Last MMR ***	Yrs. Since Last Officer Report	President Rotation	Vice President Reported ****	Months Since Last Activity Report ***	Account Balance	Donations for current Fiscal Year
			Number of times on status quo within last two years	If below 15 members appears				If net loss is greater than 20% appears			If no report in 3 months appears in	When more than one year appears in	Number of repeat terms	Notes the officers that do not have an active	If no report at 12 months appears in red		
26136	BOMBAY KURLA Exc Award (06/30/2021)	09/26/1964	Active	32	0	0	0	0.00%	34		7			N	2		\$100.63
52557	BOMBAY LAKESIDE Exc Award (06/30/2016, 06/30/2017)	02/19/1992	Active	64	13	1	12	23.08%	54	0	3			N	M,SC	0	\$1,000.00
50225	BOMBAY MAHUL	02/22/1990	Active	9	0	0	0	0.00%	9		12		8	R	M,SC	20	
26139	BOMBAY MULUND Exc Award (06/30/2017, 06/30/2020, 06/30/2021)	01/31/1964	Active	245	27	14	13	5.60%	263	4	1			N		0	\$4,688.63
53933	BOMBAY SARVODAYA NAGAR Exc Award (06/30/2021)	12/28/1992	Active	54	3	1	2	3.85%	54	32	1			VP		5	\$6,480.16
57522	BOMBAY SCIENCE CITY Exc Award (06/30/2019, 06/30/2022)	11/29/1995	Active	22	0	0	0	0.00%	22		0		2	N	M,SC	9	90+ Days
50164	BOMBAY UP TOWN Exc Award (06/30/2016, 06/30/2021)	02/06/1990	Active	92	14	3	11	13.58%	86	2	3			N	M,SC	0	\$3,200.06
33780	BOMBAY VIDYAVIHAR	04/28/1977	Active	57	8	2	6	11.76%	55	4	0		2	R		12	\$308.47
53846	BOMBAY WEST COAST Exc Award (06/30/2022, 06/30/2024)	11/24/1992	Active	39	9	2	7	21.88%	31	2	3			R		0	\$3,600.37
26153	CHEMBUR Exc Award (06/30/2019, 06/30/2020, 06/30/2021)	06/30/1959	Active	81	4	6	-2	-2.41%	91	7	0			N	M,SC	0	90+ Days
151788	Chembur Brilliant	07/19/2022	Active(1)	8	1	0	1	14.29%	6		7		3		VP	8	90+ Days
118227	CHEMBUR CROWN	11/01/2012	Active	18	2	0	2	12.50%	20		7		2	N		0	\$800.20
147814	Chembur Dafodils	08/04/2021	Active	23	0	0	0	0.00%	23		10			N	S,SC	19	
111051	CHEMBUR DIAMONDS Exc Award (06/30/2019, 06/30/2021)	05/13/2011	Active	39	3	9	-6	-13.33%	47	8	3			IP		5	90+ Days
122464	Chembur Icon Exc Award (06/30/2023)	06/13/2014	Active	27	8	6	2	8.00%	36	5	0			N		2	90+ Days
151736	Chembur Kasturi	09/28/2022	Active(2)	5	5	5	0	0.00%	5	2	1		3		T,M,VP,SC	20	
151890	Chembur Rashtramitra	07/21/2022	Active(1)	4	0	0	0	0.00%	7		9		3	R	M,SC	17	
104614	DOMBIVALI	02/02/2009	Active	45	8	0	8	21.62%	41		2			N		1	



Club Health Assessment for District 3231A2 through March 2025

			Status	Membership							Reports					Finance		LCIF
Club Number	Club Name	Charter Date		Current Member Count	YTD Members Added	YTD Members Dropped	YTD Net Growth	YTD Net Growth%	Member Count 12 Months Ago	Avg. length of service for dropped members	Months Since Last MMR ***	Yrs. Since Last Officer Report	President Rotation	Vice President Reported ****	Months Since Last Activity Report ***	Account Balance	Donations for current Fiscal Year	
			Number of times on status quo within last two years	If below 15 members appears				If net loss is greater than 20% appears			If no report in 3 months appears in	When more than one year appears in	Number of repeat terms	Notes the officers that do not have an active	If no report at 12 months appears in red			
139358	Dombivali Palava City	09/12/2019	Active	20	0	5	-5	-20.00%	25	3	0			N	1		\$802.63	
26157	GHATKOPAR	03/15/1958	Active	97	8	6	2	2.11%	103	29	0			N	0		\$1,700.50	
	Exc Award (06/30/2016, 06/30/2017, 06/30/20																	
127815	Ghatkopar Gold	06/08/2016	Active	4	0	0	0	0.00%	4		10		2	R	5			
117257	GHATKOPAR PRIDE	06/21/2012	Active(2)	7	0	0	0	0.00%	7		10		3		20	90+ Days		
26159	KALYAN	02/27/1958	Active	57	1	1	0	0.00%	63	67	0			N	0		\$3,395.39	
	Exc Award (06/30/2020)																	
153180	Kalyan Saket Gyanpeeth Campus	12/12/2022	Active	18	1	0	1	5.88%	19		6			N	17	90+ Days		
136939	Kanjurvikroli	12/07/2018	Active	26	7	1	6	30.00%	22	6	0		3		2		\$100.03	
	Exc Award (06/30/2020, 06/30/2021)																	
26165	MANKHURD	04/17/1973	Active	16	2	2	0	0.00%	17	17	0			N	20			
	Exc Award (06/30/2016)																	
141089	Mohone Titwala	03/19/2020	Active(1)	32	0	9	-9	-21.95%	39	2	3			N	6	90+ Days	\$1,602.63	
	Exc Award (06/30/2021, 06/30/2023, 06/30/20																	
88905	MUMBAI GHATKOPAR GALAXY	06/30/2005	Active	35	6	0	6	20.69%	30		2			N	0		\$851.15	
	Exc Award (06/30/2022)																	
60993	MUMBAI MAJESTIC MULUND	06/30/1998	Active	22	0	0	0	0.00%	22		10			R	1	90+ Days	\$251.57	
139346	Mumbai Sherwood	07/26/2019	Active(1)	11	11	11	0	0.00%	15	8	0		5		20			
123812	Mumbai Silver Oak	12/17/2014	Active	20	0	4	-4	-16.67%	28	8	4			N	8			
144079	Mumbai Tilaknagar Chembur	12/27/2020	Active(2)	13	0	0	0	0.00%	13		11	1	None	P,S,T,M,VP SC VP	20	90+ Days		
117260	POWAI	06/21/2012	Active(1)	22	5	10	-5	-18.52%	27	10	3				7			
	Exc Award (06/30/2021)																	
38222	SHAHAPUR	03/06/1980	Active	48	0	0	0	0.00%	48		7			N	1	90+ Days	\$802.63	
26169	THANE	12/03/1958	Active(1)	6	0	0	0	0.00%	6		12				20	90+ Days		
148986	Thane Bramhala	01/03/2022	Active	45	19	12	7	18.42%	36	2	2				0		\$704.41	
120621	Thane Central	10/30/2013	Active(1)	26	1	0	1	4.00%	28		4			N	3	90+ Days		
	Exc Award (06/30/2019, 06/30/2022)																	



Club Health Assessment for District 3231A2 through March 2025

			Status	Membership							Reports					Finance		LCIF
Club Number	Club Name	Charter Date		Current Member Count	YTD Members Added	YTD Members Dropped	YTD Net Growth	YTD Net Growth%	Member Count 12 Months Ago	Avg. length of service for dropped members	Months Since Last MMR ***	Yrs. Since Last Officer Report	President Rotation	Vice President Reported ****	Months Since Last Activity Report ***	Account Balance	Donations for current Fiscal Year	
			Number of times on status quo within last two years	If below 15 members appears				If net loss is greater than 20% appears			If no report in 3 months appears in	When more than one year appears in	Number of repeat terms	Notes the officers that do not have an active	If no report at 12 months appears in red			
124421	Thane Diamonds	03/13/2015	Active(1)	4	0	0	0	0.00%	4		12	1	None	P,S,T,M,VP SC	20	90+ Days		
137684	Thane Galaxy	04/02/2019	Active	20	0	0	0	0.00%	26		9			N T,M,SC	12			
56715	THANE KAUSA	03/28/1995	Active(2)	14	0	0	0	0.00%	14		12	1	None	P,S,T,M,VP SC	20	90+ Days		
47634	THANE KOPRI	06/30/1987	Active	70	5	6	-1	-1.41%	78	10	3		2	N	0	90+ Days	\$2,701.16	
Exc Award (06/30/2016, 06/30/2018, 06/30/20																		
51015	THANE NORTH	10/18/1990	Active	145	8	12	-4	-2.68%	151	3	3			N SC	0		\$15,166.44	
Exc Award (06/30/2016, 06/30/2018, 06/30/20																		
131807	Thane Oceanic	07/18/2017	Active	14	1	1	0	0.00%	14	1	3			N M,SC	0		\$1,000.30	
Exc Award (06/30/2024)																		
29686	THANE PLATINUM	07/15/1974	Active(1)	25	9	3	6	31.58%	21	1	3			N T,M,VP	0			
150624	Thane Pokhran	05/18/2022	Active(1)	13	0	0	0	0.00%	15		9			N M,VP,SC	17	90+ Days		
146428	Thane Pride	06/01/2021	Active	34	0	0	0	0.00%	32		8			N M,SC	0		\$100.03	
Exc Award (06/30/2024)																		
135738	Thane Royals	07/17/2018	Active	13	1	0	1	8.33%	12		4			R M,SC	12	90+ Days	\$100.00	
147279	Thane Urban	07/02/2021	Active	19	5	1	4	26.67%	24	1	2			N M,SC	2	90+ Days		
121853	Thane West	04/11/2014	Active	22	8	4	4	22.22%	18	2	1			N M	1		\$1,148.52	
107995	ULHASNAGAR	04/07/2010	Active	29	0	11	-11	-27.50%	40	3	3			N	0	90+ Days	\$802.63	
Exc Award (06/30/2021)																		
78451	WADA ARTS AND COMMERCE COLLEGE	03/02/2004	Active(3)	14	0	20	-20	-58.82%	34	6	5			N M,SC	2			

Clubs Cancelled Previous Fiscal Year – Clubs Cancelled within last 12 months may be reinstated

Club Number	Club Name	Charter Date	Current Status*	Cancellation Date
131928	Chembur Sai Muskaan	07/09/2017	Cancelled(8*)	02/29/2024
150560	Mulund Galaxy	04/25/2022	Cancelled(8*)	09/29/2023
151314	Mumbai Kapol	06/17/2022	Cancelled(6*)	07/29/2023
149650	Mumbai Sai Prerna	01/31/2022	Cancelled(8*)	12/29/2023



Club Health Assessment for District 3231A2 through March 2025

Club Number			Club Name			Charter Date			Status					Membership					Reports					Finance		LCIF
									Current Member Count	YTD Members Added	YTD Members Dropped	YTD Net Growth	YTD Net Growth%	Member Count 12 Months Ago	Avg. length of service for dropped members	Months Since Last MMR ***	Yrs. Since Last Officer Report	President Rotation	Vice President Reported ****	Months Since Last Activity Report ***	Account Balance	Donations for current Fiscal Year				
									Number of times on status quo within last two years	If below 15 members appears			If net loss is greater than 20% appears			If no report in 3 months appears in			When more than one year appears in	Number of repeat terms	Notes the officers that do not have an active		If no report at 12 months appears in red			
Current Total Clubs Count	YTD New Clubs Count	YTD Cancelled Clubs Count	YTD Net Club Gain	Current Total Members Count	YTD Add	YTD Drop	YTD Net Growth	YTD Net Growth %	Member Count 12 Months Ago	Average Member Count Per Club	% of Clubs with less than 20 members	% No MMR in 3 Months	% No Officer Report in 12 Months	% of Clubs with balance 90+ days	Number of Clubs in Status Quo	% Status Quo Clubs in Financial Suspension	Number of Cancelled Clubs	Average Cancelled Club Age	Members Lost Due to Cancellation	% of Clubs Cancelled for Non-Financial Reasons						
68	2	2	0	2,300	308	255	53	2.36%	2,389	34	35%	65%	4%	43%	1	100%	2	6	29	-150%						

* - P - Priority Club. Cancellation Reasons: 1-Objectives/conduct, 2-Non-active club, 5-Non-existing club, 6-Disbanding, 7-Merger, 8-Financial Suspension, 9-District/Multiple District Dues.

** - Abbreviation: P-President, S-Secretary, T-Treasurer, M-Member Chairperson, VP-First Vice President, MC-Communications Chairperson, SC-Service Chairperson

*** - Abbreviation: N/R - Never reported using the Lions Clubs website, N/A - Not applicable, No password registered for the Lions Clubs website.

**** - Abbreviation: N - New, IP - Immediate Past, R - Repeat.



Club Health Assessment for District 3231A3 through March 2025

			Status	Membership							Reports					Finance		LCIF
Club Number	Club Name	Charter Date		Current Member Count	YTD Members Added	YTD Members Dropped	YTD Net Growth	YTD Net Growth%	Member Count 12 Months Ago	Avg. length of service for dropped members	Months Since Last MMR ***	Yrs. Since Last Officer Report	President Rotation	Vice President Reported ****	Months Since Last Activity Report ***	Account Balance	Donations for current Fiscal Year	
			Number of times on status quo within last two years	If below 15 members appears				If net loss is greater than 20% appears			If no report in 3 months appears in	When more than one year appears in	Number of repeat terms	Notes the officers that do not have an active	If no report at 12 months appears in red			
Clubs less than two years old																		
180534	Mumbai Adityam Gold	01/27/2025	Newly Chartered	20	20	0	20	100.00%	0		0			N	SC	N/R		
155763	Mumbai Champions	09/18/2023	Active	21	0	0	0	0.00%	20		8	1	None	P,S,T,M,VP SC	N/R	90+ Days		
156034	Mumbai Chandrayaan	09/26/2023	Cancelled(8*)	0	0	20	-20	-100.00%	20	1	9	1	None	P,S,T,M,VP SC	N/R	90+ Days		
154663	Mumbai Kandivali Industrial Estate	06/13/2023	Active	10	0	10	-10	-50.00%	20	2	3			M,VP,SC	N/A			
180336	Mumbai Sky	01/21/2025	Newly Chartered	52	52	0	52	100.00%	0		2			N	M,SC	N/R		
171321	Mumbai Tech-N-Eco	05/08/2024	Active	21	1	0	1	5.00%	0		0		2	N	M,VP,SC	N/R		
180421	Mumbai Unity	01/21/2025	Newly Chartered	20	20	0	20	100.00%	0		2				M,VP,SC	N/R		
154186	Mumbai Young Entrepreneur	05/11/2023	Cancelled(8*)	0	0	21	-21	-100.00%	21	2	3	1	None	P,S,T,M,VP SC	N/A	90+ Days		
154821	Vasai Suvidha	06/19/2023	Active	16	9	1	8	100.00%	13	1	1			N	M,SC	5		
Clubs more than two years old																		
104031	AGASHI	12/01/2008	Active	45	4	27	-23	-33.82%	72	7	3			N		4		
	Exc Award (06/30/2016, 06/30/2022)																	
37197	BHAYANDAR	05/31/1979	Active	6	2	6	-4	-40.00%	10	17	2				M,VP,SC	24+		
	Exc Award (06/30/2016)																	
26124	BOMBAY AAREY	07/07/1971	Active	19	0	0	0	0.00%	19		14			N	M	17		
26125	BOMBAY AIRPORT	07/12/1972	Active	46	4	6	-2	-4.17%	52	9	2			N		1	\$861.96	
	Exc Award (06/30/2016, 06/30/2017, 06/30/20)																	
26121	BOMBAY ANDHERI	12/19/1963	Active	55	5	1	4	7.84%	61	1	1			N	M,VP,SC	1	\$40.00	
	Exc Award (06/30/2016, 06/30/2017)																	
47632	BOMBAY BANDRA RECLAMATION	06/30/1987	Active	21	0	1	-1	-4.55%	20	14	6		3	R	SC	11		
	Exc Award (06/30/2024)																	
29239	BOMBAY BORIVILI EAST MAHARASH	04/26/1974	Active(2)	21	20	1	19	950.00%	5	0	0				S,T,M,VP,SC	3		
26130	BOMBAY EAST BANDRA	10/12/1968	Active	12	2	4	-2	-14.29%	15	16	3			N	S,M,SC	19		




Club Health Assessment for District 3231A3 through March 2025

			Status	Membership						Reports					Finance		LCIF
Club Number	Club Name	Charter Date		Current Member Count	YTD Members Added	YTD Members Dropped	YTD Net Growth	YTD Net Growth%	Member Count 12 Months Ago	Avg. length of service for dropped members	Months Since Last MMR ***	Yrs. Since Last Officer Report	President Rotation	Vice President Reported ****	Months Since Last Activity Report ***	Account Balance	Donations for current Fiscal Year
			Number of times on status quo within last two years	If below 15 members appears				If net loss is greater than 20% appears			If no report in 3 months appears in	When more than one year appears in	Number of repeat terms	Notes the officers that do not have an active	If no report at 12 months appears in red		
50780	BOMBAY FOUR BUNGALOWS	06/27/1990	Active	11	7	1	6	120.00%	5	0	1			R	M,VP,SC	24+	
46257	BOMBAY GOKULDHAM YASHODHAM Exc Award (06/30/2016, 06/30/2018)	05/23/1986	Active	68	4	2	2	3.03%	69	7	0			N		0	
26129	BOMBAY GOREGAON	03/20/1964	Active(1)	15	0	1	-1	-6.25%	18	35	3		2	R	VP,SC	6	
26132	BOMBAY J B NAGAR Exc Award (06/30/2017)	10/15/1971	Active	13	0	4	-4	-23.53%	17	22	4		4	R	M,SC	5	
26133	BOMBAY JOGESHWARI-MAJ Exc Award (06/30/2017)	10/12/1972	Active(1)	8	0	0	0	0.00%	11		1				M,VP,SC	24+	
57320	BOMBAY JUHU BEACH	09/05/1995	Active	18	2	2	0	0.00%	18	5	0			R	M,SC	14	
56109	BOMBAY JUHU-GULMOHAR Exc Award (06/30/2021)	09/22/1994	Active	36	0	0	0	0.00%	38		9			N	T,M,SC	2	
26135	BOMBAY KALINA Exc Award (06/30/2024)	07/11/1973	Active	24	2	3	-1	-4.00%	25	23	0				VP	15	
26160	BOMBAY KANDIVILI Exc Award (06/30/2022)	09/25/1973	Active(1)	18	2	4	-2	-10.00%	18	11	3			N	P,M,VP,SC	5	
28075	BOMBAY KANDIVLI EAST Exc Award (06/30/2016, 06/30/2022)	02/22/1974	Active(1)	15	3	0	3	25.00%	12		1			IP	M,SC	24+	
54795	BOMBAY KHAR NORTH	07/27/1993	Active	28	0	4	-4	-12.50%	31	5	4			N	VP	17	
35649	BOMBAY KHERNAGAR Exc Award (06/30/2016, 06/30/2017, 06/30/20)	05/08/1978	Cancelled(6*)	0	0	29	-29	-100.00%	29	24	0		None		P,S,T,M,VP SC	14	
45829	BOMBAY LINK ROAD MALAVANI Exc Award (06/30/2018, 06/30/2022)	02/21/1986	Active	14	5	3	2	16.67%	12	18	1			N	M,VP,SC	2	
58129	BOMBAY LOKHANDWALA TOWNSHIP Exc Award (06/30/2017, 06/30/2023)	04/15/1996	Active	43	8	2	6	16.22%	44	18	0			N		1	
55850	BOMBAY MALAD DINDOSHI Exc Award (06/30/2021, 06/30/2022, 06/30/20)	06/21/1994	Active	22	1	6	-5	-18.52%	36	5	2			R		2	
29936	BOMBAY MALAD EAST	11/04/1974	Active	37	0	1	-1	-2.63%	38	17	4			N	P,T	2	



Club Health Assessment for District 3231A3 through March 2025

			Status	Membership							Reports					Finance	LCIF
Club Number	Club Name	Charter Date		Current Member Count	YTD Members Added	YTD Members Dropped	YTD Net Growth	YTD Net Growth%	Member Count 12 Months Ago	Avg. length of service for dropped members	Months Since Last MMR ***	Yrs. Since Last Officer Report	President Rotation	Vice President Reported ****	Months Since Last Activity Report ***	Account Balance	Donations for current Fiscal Year
			Number of times on status quo within last two years	If below 15 members appears				If net loss is greater than 20% appears			If no report in 3 months appears in	When more than one year appears in	Number of repeat terms	Notes the officers that do not have an active	If no report at 12 months appears in red		
45227	BOMBAY MALAD MARVE	06/30/1985	Active	101	6	10	-4	-3.81%	103	11	0			N	1		\$1,600.44
Exc Award (06/30/2016, 06/30/2017, 06/30/2026138			Active	72	10	13	-3	-4.00%	78	3	0			S,T,M,VP,SC	2		\$1,000.30
Exc Award (06/30/2016)62054			Active	81	3	0	3	3.85%	81		7			N P	17		
Exc Award (06/30/2017, 06/30/2024)26141			Active	57	2	4	-2	-3.39%	61	26	0			N SC	0		\$44,904.97
Exc Award (06/30/2017, 06/30/2022)52432			Active	61	2	2	0	0.00%	60	16	2			N P,T,SC	6		\$2,000.60
Exc Award (06/30/2017, 06/30/2018, 06/30/2043049			Active(1)	14	0	3	-3	-17.65%	17	15	3			N SC	24+		
Exc Award (06/30/2016)53572			Active	46	5	0	5	12.20%	51		1			N	2		
Exc Award (06/30/2017)28215			Active	24	1	1	0	0.00%	24	8	3		2	N SC	2		\$1,000.30
Exc Award (06/30/2018)54017			Active	52	2	0	2	4.00%	54		0			N	3		\$999.10
26143	BOMBAY VILE PARLE EA	07/12/1972	Active	33	7	2	5	17.86%	31	0	3			N M,VP	4		
51855	BOMBAY VILE PARLE WEST	06/25/1991	Active	165	11	8	3	1.85%	174	12	2			N S	1		
Exc Award (06/30/2023)47373			Active	70	4	8	-4	-5.41%	74	6	8			N M,SC	2		\$1,100.29
Exc Award (06/30/2016, 06/30/2023)45740			Active	92	7	6	1	1.10%	90	13	0			N	10		\$1,000.06
Exc Award (06/30/2021, 06/30/2024)52003			Active	77	0	0	0	0.00%	76		5			N M,SC	6		
Exc Award (06/30/2016, 06/30/2018)103788			Active	29	1	3	-2	-6.45%	30	12	3			R M	7		
26151	BORIVILI-WEST L C	09/25/1973	Active	47	3	7	-4	-7.84%	51	3	0			R	14		



Club Health Assessment for District 3231A3 through March 2025

			Status	Membership							Reports					Finance		LCIF			
Club Number	Club Name	Charter Date		Current Member Count	YTD Members Added	YTD Members Dropped	YTD Net Growth	YTD Net Growth%	Member Count 12 Months Ago	Avg. length of service for dropped members	Months Since Last MMR ***	Yrs. Since Last Officer Report	President Rotation	Vice President Reported ****	Months Since Last Activity Report ***	Account Balance	Donations for current Fiscal Year				
			Number of times on status quo within last two years	If below 15 members appears					If net loss is greater than 20% appears						If no report in 3 months appears in	When more than one year appears in	Number of repeat terms	Notes the officers that do not have an active	If no report at 12 months appears in red		
Exc Award (06/30/2022, 06/30/2024)																					
106493	CHINCHANI TARAPUR	08/31/2009	Active(2)	19	8	0	8	72.73%	11		5			N	SC	14					
Exc Award (06/30/2024)																					
26154	DAHANU	04/07/1970	Active	69	0	1	-1	-1.43%	80	55	0			N	SC	17					
26155	DAHISAR	11/26/1962	Active	40	3	4	-1	-2.44%	46	12	0		2	R		0		\$250.07			
Exc Award (06/30/2016, 06/30/2019, 06/30/2024)																					
26158	JUHU	05/18/1959	Active	170	11	7	4	2.41%	166	22	0			N	SC	0		\$1,001.49			
Exc Award (06/30/2016, 06/30/2017, 06/30/2024)																					
105872	KANDIVLI WESTERN EXPRESS	06/22/2009	Active	44	1	0	1	2.33%	39		8			N		2					
Exc Award (06/30/2016, 06/30/2017, 06/30/2024)																					
88914	KELVE	06/15/2005	Active	37	6	0	6	19.35%	31		3			R	P,T	5					
104613	MAHIM SHANTINIKETAN	02/02/2009	Active	12	0	3	-3	-20.00%	21	3	0			N	M,VP,SC	2					
26164	MALAD BORIVLI	09/26/1959	Active	287	17	14	3	1.06%	289	14	2			N		9		\$1,520.45			
Exc Award (06/30/2016, 06/30/2019, 06/30/2024)																					
118787	MIRA-BHAYANDAR GALAXY	04/16/2013	Active(2)	20	4	3	1	5.26%	22	1	0			N	SC	8					
Exc Award (06/30/2016, 06/30/2018, 06/30/2024)																					
105574	MUMBAI BEACH HEAVEN	05/27/2009	Active	5	2	0	2	66.67%	3		6				M,VP,SC	14					
Exc Award (06/30/2019, 06/30/2022)																					
135055	Mumbai Smiles	06/06/2018	Active	2	5	4	1	100.00%	1	0	0		4		S,T,M,VP,SC	23					
145888	Mumbai Aabeer	04/08/2021	Active(2)	11	3	0	3	37.50%	13		1		3	N	M,SC	14					
117415	MUMBAI AADHAR	07/12/2012	Active	1	0	1	-1	-50.00%	2	25	5				VP,SC	6					
88983	MUMBAI ACTION	07/26/2005	Active	13	0	1	-1	-7.14%	8	0	0			N		5					
142595	Mumbai Angels	08/12/2020	Active	11	1	9	-8	-42.11%	24	2	3			N	M	0					
Exc Award (06/30/2021, 06/30/2022, 06/30/2024)																					
89111	MUMBAI BANDRA KHAR	08/16/2005	Active	40	2	0	2	5.26%	38		2			N		1					
Exc Award (06/30/2016, 06/30/2019, 06/30/2024)																					
133626	Mumbai Bharat ICON	01/15/2018	Active	16	0	3	-3	-15.79%	19	7	1			N	T,M,SC	24+					
63432	MUMBAI CARTER ROAD	06/30/2000	Active	58	1	2	-1	-1.69%	63	28	0		2	N	SC	11		\$1,000.30			



Club Health Assessment for District 3231A3 through March 2025

			Status	Membership							Reports					Finance		LCIF
Club Number	Club Name	Charter Date		Current Member Count	YTD Members Added	YTD Members Dropped	YTD Net Growth	YTD Net Growth%	Member Count 12 Months Ago	Avg. length of service for dropped members	Months Since Last MMR ***	Yrs. Since Last Officer Report	President Rotation	Vice President Reported ****	Months Since Last Activity Report ***	Account Balance	Donations for current Fiscal Year	
			Number of times on status quo within last two years	If below 15 members appears						If net loss is greater than 20% appears	If no report in 3 months appears in			When more than one year appears in	Number of repeat terms	Notes the officers that do not have an active	If no report at 12 months appears in red	
Exc Award (06/30/2017, 06/30/2022)																		
131905	Mumbai Champs	07/10/2017	Active	42	1	2	-1	-2.33%	43	2	1		2	R		3		
Exc Award (06/30/2022)																		
144381	Mumbai Chartered	12/23/2020	Cancelled(6*)	0	0	0	0	0.00%	9		8	1	None		P,S,T,M,VP SC	24+		
132148	Mumbai Chhatrapati	07/10/2017	Active(1)	46	24	1	23	100.00%	23	0	0			N	M,SC	17		
Exc Award (06/30/2023)																		
122906	Mumbai Corporate	08/08/2014	Active(2)	10	0	0	0	0.00%	13		10				S,T,M,VP,SC	24+		
128507	Mumbai Cosmic Pride	08/04/2016	Active	25	1	0	1	4.17%	34		0			N	SC	2		
Exc Award (06/30/2018)																		
132982	Mumbai Den	10/25/2017	Active	18	0	0	0	0.00%	21		9			N	VP	17		
125506	Mumbai Entrepreneurs	07/24/2015	Active	27	0	0	0	0.00%	26		9			R		17		
Exc Award (06/30/2024)																		
131950	Mumbai Game Changer	07/10/2017	Active	5	0	0	0	0.00%	5		21			R	M,VP,SC	24+		
111675	MUMBAI HERITAGE GALAXY	07/19/2011	Active(1)	258	0	0	0	0.00%	275		9			N	T	13		
Exc Award (06/30/2016, 06/30/2017, 06/30/2020)																		
131416	Mumbai Image	06/15/2017	Cancelled(8*)	0	1	11	-10	-100.00%	10	14	1		None		P,S,T,M,VP SC	24+	90+ Days	
135156	Mumbai Indians	06/13/2018	Active(1)	16	0	0	0	0.00%	16		10		None		P,T,M,VP,SC	24+		
125327	Mumbai Island	07/08/2015	Active	6	0	0	0	0.00%	6		10		10	R	VP,SC	24+		
61144	MUMBAI LOKHANDWALA GALAXY	09/22/1998	Active	6	2	1	1	20.00%	6	26	0		3		T,M,VP,SC	24+		
130991	Mumbai Lokhandwala Regina	05/22/2017	Active	20	0	0	0	0.00%	26		9		None	N	P,T	5		
122787	Mumbai Lokhandwala Universe	07/21/2014	Cancelled(8*)	0	0	7	-7	-100.00%	7	15	1		None		P,S,T,M,VP SC	24+	90+ Days	
151293	Mumbai Magic	06/15/2022	Active	14	0	0	0	0.00%	14		10			N	P,M	24		
Exc Award (06/30/2022)																		
66906	MUMBAI MAHASAGAR	11/22/2002	Active	35	2	0	2	6.06%	33		2			N	S,M,SC	9		
Exc Award (06/30/2016, 06/30/2019, 06/30/2020)																		
107677	MUMBAI MAHAVIR NAGAR	02/25/2010	Active	85	4	9	-5	-5.56%	95	7	0			N	M,SC	1	\$50.00	
Exc Award (06/30/2016, 06/30/2017, 06/30/2020)																		



Club Health Assessment for District 3231A3 through March 2025

			Status	Membership							Reports					Finance	LCIF
Club Number	Club Name	Charter Date		Current Member Count	YTD Members Added	YTD Members Dropped	YTD Net Growth	YTD Net Growth%	Member Count 12 Months Ago	Avg. length of service for dropped members	Months Since Last MMR ***	Yrs. Since Last Officer Report	President Rotation	Vice President Reported ****	Months Since Last Activity Report ***	Account Balance	Donations for current Fiscal Year
			Number of times on status quo within last two years	If below 15 members appears				If net loss is greater than 20% appears			If no report in 3 months appears	When more than one year appears in	Number of repeat terms	Notes the officers that do not have an active	If no report at 12 months appears in red		
132782	Mumbai Matrix	10/04/2017	Active(1)	11	0	0	0	0.00%	11		10		2	N VP	5		
	Exc Award (06/30/2018)																
128208	Mumbai Metro	07/05/2016	Active	34	12	5	7	25.93%	30	2	3			N	0		
	Exc Award (06/30/2021, 06/30/2023)																
122752	Mumbai Mira Diamond	07/14/2014	Active(1)	11	0	0	0	0.00%	11		12			N VP,SC	21	90+ Days	
99010	MUMBAI NAGARI	04/03/2007	Active	23	0	3	-3	-11.54%	26	11	4			R SC	24+		
112054	MUMBAI NORTH WEST	08/16/2011	Active(1)	1	0	3	-3	-75.00%	4	14	3		4	S,T,M,VP,SC	24+		
133691	Mumbai Oshiwara Youth	01/22/2018	Cancelled(6*)	0	0	0	0	0.00%	2		9	1	None	P,S,T,M,VP SC	24+		
	Exc Award (06/30/2019)																
67046	MUMBAI OYSTER	12/11/2002	Active	23	7	0	7	43.75%	18		0			N	3		\$3,507.04
	Exc Award (06/30/2016, 06/30/2017, 06/30/20)																
138508	Mumbai Platinum	06/05/2019	Active	36	8	0	8	28.57%	39		0			N	1		\$342.14
122882	Mumbai Pride	08/04/2014	Active	28	0	0	0	0.00%	30		9			N VP	15		
	Exc Award (06/30/2018)																
132358	Mumbai Rana	08/03/2017	Active(1)	35	0	0	0	0.00%	70		8			N M,VP,SC	7		
	Exc Award (06/30/2018, 06/30/2019, 06/30/20)																
131738	Mumbai Rejoice	07/10/2017	Active	41	3	2	1	2.50%	46	4	3			N	5		
	Exc Award (06/30/2018, 06/30/2022, 06/30/20)																
133056	Mumbai Rising Stars	11/01/2017	Cancelled(8*)	0	0	17	-17	-100.00%	37	6	3		None	P,S,T,M,VP SC	17	90+ Days	
	Exc Award (06/30/2022)																
138097	Mumbai Royal Palms	04/25/2019	Active	19	2	1	1	5.56%	19	5	7			N S	5		
146387	Mumbai Ruby	06/10/2021	Active	26	2	2	0	0.00%	26	1	4			R T,M,VP,SC	2		
	Exc Award (06/30/2024)																
135327	Mumbai Samata	06/20/2018	Active	13	9	1	8	160.00%	5	1	1		2	N T,M,SC	4		
148187	Mumbai Samruddhi	09/02/2021	Active	20	3	4	-1	-4.76%	19	2	2			N P	12		
	Exc Award (06/30/2022)																
149046	Mumbai Sanskruti	11/19/2021	Active	12	4	0	4	50.00%	8		3			R M,SC	2		
121113	Mumbai Santacruz East	01/10/2014	Active	21	3	3	0	0.00%	33	1	1			N	24+		



Club Health Assessment for District 3231A3 through March 2025

			Status	Membership							Reports					Finance		LCIF
Club Number	Club Name	Charter Date		Current Member Count	YTD Members Added	YTD Members Dropped	YTD Net Growth	YTD Net Growth%	Member Count 12 Months Ago	Avg. length of service for dropped members	Months Since Last MMR ***	Yrs. Since Last Officer Report	President Rotation	Vice President Reported ****	Months Since Last Activity Report ***	Account Balance	Donations for current Fiscal Year	
			Number of times on status quo within last two years	If below 15 members appears				If net loss is greater than 20% appears			If no report in 3 months appears in	When more than one year appears in	Number of repeat terms	Notes the officers that do not have an active	If no report at 12 months red			
134053	Mumbai Seva	03/05/2018	Active	10	0	0	0	0.00%	10		12		2	R	T,M,VP,SC	21		
	Exc Award (06/30/2023)																	
123117	Mumbai Shining	09/15/2014	Active	17	0	0	0	0.00%	21		8			N		5		
	Exc Award (06/30/2016)																	
64654	MUMBAI SOL	08/22/2001	Active	133	27	14	13	10.83%	126	3	0			N		1	\$2,400.68	
	Exc Award (06/30/2017, 06/30/2021, 06/30/2022)																	
122774	Mumbai Solitaire	07/16/2014	Active(1)	11	0	0	0	0.00%	6		0		3	R	S,M,SC	14		
	Exc Award (06/30/2016)																	
119719	Mumbai Star	06/20/2013	Active	44	9	3	6	15.79%	38	20	1			N		2	\$601.38	
	Exc Award (06/30/2018, 06/30/2021, 06/30/2022)																	
133013	Mumbai Statesmen	10/30/2017	Active(1)	36	0	0	0	0.00%	36		9			N	T	24+		
	Exc Award (06/30/2021, 06/30/2022, 06/30/2023)																	
135268	Mumbai Tulsi	06/19/2018	Cancelled(8*)	0	0	7	-7	-100.00%	7	15	3		None		P,S,T,M,VP SC	24+	90+ Days	
138717	Mumbai Udaan	06/20/2019	Active(1)	11	0	7	-7	-38.89%	18	3	7			IP		5		
143412	Mumbai Vikas	10/26/2020	Active	43	5	0	5	13.16%	47		0			N	SC	0		
	Exc Award (06/30/2021, 06/30/2023)																	
77720	MUMBAI WESTERN	12/22/2003	Active(1)	335	20	20	0	0.00%	320	9	0			N	M,SC	1	\$1,026.29	
	Exc Award (06/30/2018, 06/30/2022, 06/30/2023)																	
64236	MUMBAI WESTERN LINKS	04/30/2001	Cancelled(6*)	0	0	0	0	0.00%	4		9	1	None		P,S,T,M,VP SC	24+		
64301	MUMBAI WESTERN STAR	05/14/2001	Active	21	1	3	-2	-8.70%	25	12	6		2	N	SC	5		
	Exc Award (06/30/2018)																	
111310	MUMBAI WESTERN SUBURBS	06/09/2011	Active(1)	50	1	2	-1	-1.96%	69	12	0			N		0		
	Exc Award (06/30/2016, 06/30/2017, 06/30/2022)																	
144374	Mumbai Young Achievers	12/31/2020	Active(1)	39	0	0	0	0.00%	40		8		2	R	S,M,SC	17		
128364	Mumbai Yuva	07/22/2016	Active(1)	6	0	0	0	0.00%	8		10		6	R	SC	24+		
48856	NAVGHAR VASAI ROAD	08/01/1988	Active	9	0	0	0	0.00%	13		10		5	N	M,SC	24+		
29434	PALGHAR	05/30/1974	Active	48	2	0	2	4.35%	48		8		2	R	SC	16		
	Exc Award (06/30/2017)																	



Club Health Assessment for District 3231A3 through March 2025

			Status	Membership							Reports					Finance	LCIF
Club Number	Club Name	Charter Date		Current Member Count	YTD Members Added	YTD Members Dropped	YTD Net Growth	YTD Net Growth%	Member Count 12 Months Ago	Avg. length of service for dropped members	Months Since Last MMR ***	Yrs. Since Last Officer Report	President Rotation	Vice President Reported ****	Months Since Last Activity Report ***	Account Balance	Donations for current Fiscal Year
			Number of times on status quo within last two years	If below 15 members appears				If net loss is greater than 20% appears			If no report in 3 months appears in	When more than one year appears in	Number of repeat terms	Notes the officers that do not have an active	If no report at 12 months appears in red		
83079	SAPHALE	06/30/2004	Active	54	7	3	4	8.00%	48	6	2			N S	6		\$250.67
	Exc Award (06/30/2024)																
37009	TARAPUR	04/23/1979	Active	129	4	5	-1	-0.77%	138	10	0			N M,SC	2		\$101.78
	Exc Award (06/30/2016, 06/30/2017, 06/30/20																
32473	VASAI	06/22/1976	Active	51	26	20	6	13.33%	46	9	0			N T,VP,SC	0		\$1,012.28
147353	Vasai Bharari	07/02/2021	Active	25	6	6	0	0.00%	28	3	0			N SC	0		
	Exc Award (06/30/2022, 06/30/2023)																
151294	Vasai Dreams	06/14/2022	Active	17	0	0	0	0.00%	17		12			N M,SC	17		
119936	Vasai Pearls	07/12/2013	Active(1)	39	4	10	-6	-13.33%	46	3	3			N SC	5		
	Exc Award (06/30/2016, 06/30/2021)																
56135	VASAI ROAD MANICKPUR	10/04/1994	Active(1)	17	0	4	-4	-19.05%	21	3	2			N P,M,SC	24+		
84995	VASAI UNIQUE	03/08/2005	Active(1)	40	5	6	-1	-2.44%	46	4	5			VP	13		
	Exc Award (06/30/2022)																
149095	Virar Unity	11/25/2021	Cancelled(8*)	0	0	10	-10	-100.00%	10	3	1		None	P,S,T,M,VP SC	24+	90+ Days	
146818	Virar Vikas	06/19/2021	Active	32	4	9	-5	-13.51%	41	3	2			N M	11		
	Exc Award (06/30/2022, 06/30/2023)																

Clubs Cancelled Previous Fiscal Year – Clubs Cancelled within last 12 months may be reinstated

Club Number	Club Name	Charter Date	Current Status*	Cancellation Date
53678	BOMBAY JUHU WAVES	09/14/1992	Cancelled(6*)	07/29/2023
144444	Mumbai Amrapali	12/24/2020	Cancelled(6*)	07/29/2023
131736	Mumbai Pappilon	07/10/2017	Cancelled(8*)	12/29/2023
146385	Mumbai Pyramid	06/18/2021	Cancelled(6*)	07/29/2023
120045	Mumbai Santacruz	07/26/2013	Cancelled(6*)	07/29/2023
135331	Mumbai Savitri	06/20/2018	Cancelled(6*)	07/29/2023



Club Health Assessment for District 3231A3 through March 2025

Club Number Club Name Charter Date			Status		Membership								Reports					Finance		LCIF
					Current Member Count	YTD Members Added	YTD Members Dropped	YTD Net Growth	YTD Net Growth%	Member Count 12 Months Ago	Avg. length of service for dropped members	Months Since Last MMR ***	Yrs. Since Last Officer Report	President Rotation	Vice President Reported ****	Months Since Last Activity Report ***	Account Balance	Donations for current Fiscal Year		
			Number of times on status quo within last two years	If below 15 members appears				If net loss is greater than 20% appears			If no report in 3 months appears in	When more than one year appears in	Number of repeat terms	Notes the officers that do not have an active	If no report at 12 months appears in red					
Current Total Clubs Count	YTD New Clubs Count	YTD Cancelled Clubs Count	YTD Net Club Gain	Current Total Members Count	YTD Add	YTD Drop	YTD Net Growth	YTD Net Growth %	Member Count 12 Months Ago	Average Member Count Per Club	% of Clubs with less than 20 members	% No MMR in 3 Months	% No Officer Report in 12 Months	% of Clubs with balance 90+ days	Number of Clubs in Status Quo	% Status Quo Clubs in Financial Suspension	Number of Cancelled Clubs	Average Cancelled Club Age	Members Lost Due to Cancellation	% of Clubs Cancelled for Non-Financial Reasons
119	3	11	-8	4,815	510	480	30	0.63%	5,073	40	37%	48%	1%	2%	0	0%	11	16	122	27%

* - P - Priority Club. Cancellation Reasons: 1-Objectives/conduct, 2-Non-active club, 5-Non-existing club, 6-Disbanding, 7-Merger, 8-Financial Suspension, 9-District/Multiple District Dues.

** - Abbreviation: P-President, S-Secretary, T-Treasurer, M-Member Chairperson, VP-First Vice President, MC-Communications Chairperson, SC-Service Chairperson

*** - Abbreviation: N/R - Never reported using the Lions Clubs website, N/A - Not applicable, No password registered for the Lions Clubs website.

**** - Abbreviation: N - New, IP - Immediate Past, R - Repeat.



Club Health Assessment for District 3231A4 through March 2025

			Status	Membership							Reports					Finance		LCIF
Club Number	Club Name	Charter Date		Current Member Count	YTD Members Added	YTD Members Dropped	YTD Net Growth	YTD Net Growth%	Member Count 12 Months Ago	Avg. length of service for dropped members	Months Since Last MMR ***	Yrs. Since Last Officer Report	President Rotation	Vice President Reported ****	Months Since Last Activity Report ***	Account Balance	Donations for current Fiscal Year	
			Number of times on status quo within last two years	If below 15 members appears				If net loss is greater than 20% appears			If no report in 3 months appears in	When more than one year appears in	Number of repeat terms	Notes the officers that do not have an active	If no report at 12 months appears in red			
Clubs less than two years old																		
172276	Birwadi MIDC	06/21/2024	Cancelled(8*)	0	0	21	-21	-100.00%	0	1	0		None	P,S,T,M,VP SC	8	90+ Days		
155596	Khalapur	08/21/2023	Active(1)	13	4	5	-1	-7.14%	27	1	3		2	R	M,SC	7		
155433	Murud Janjira	12/22/2023	Active	14	0	3	-3	-17.65%	21	1	3		2	R	M,VP,SC	7		
174099	Navi Mumbai Palm Beach Elite	09/03/2024	Active	20	20	0	20	100.00%	0		6			N	M,SC	N/A	\$754.71	
181496	Navi Mumbai Platinum	03/24/2025	Newly Chartered	37	37	0	37	100.00%	0		0			N	M,SC	N/R		
155597	Navi Mumbai Stars	11/24/2023	Active(1)	12	1	0	1	9.09%	20		8		2		T,M,VP,SC	N/R		
155429	Navi Mumbai Women Warriors	08/08/2023	Active(1)	10	0	0	0	0.00%	20		8		2	N	M,SC	0		
178965	Neral Stars	10/01/2024	Active	20	20	0	20	100.00%	0		5			N	T,M,VP,SC	N/R		
154211	Panvel Sargam	05/12/2023	Active	24	8	4	4	20.00%	21	1	3			N	M,VP,SC	1		
Exc Award (06/30/2024)																		
155581	Taloja Panchnand	11/06/2023	Active(1)	11	0	3	-3	-21.43%	22	1	3		2	R	M,SC	7	90+ Days	
178980	Uran Gold	03/19/2025	Newly Chartered	20	20	0	20	100.00%	0		0			N	M,SC	N/A		
180242	Uran Veer Wajekar College Campus	01/28/2025	Newly Chartered	22	22	0	22	100.00%	0		2			N	M,SC	N/R		
Clubs more than two years old																		
135679	Airoli Symphony	07/16/2018	Active(1)	37	0	17	-17	-31.48%	54	3	3			N	VP,SC	5		
29433	ALIBAG	05/30/1974	Active	104	10	8	2	1.96%	111	12	1			N	SC	1	\$754.71	
Exc Award (06/30/2021)																		
129142	Alibag Diamond	11/14/2016	Active	48	2	0	2	4.35%	48		1			N		0	\$754.71	
Exc Award (06/30/2022)																		
111328	ALIBAG MANDWA	06/09/2011	Active	70	7	4	3	4.48%	67	3	7			N	P,T,M	0		
Exc Award (06/30/2021)																		
150781	Alibag Nagaon	06/09/2022	Active(1)	22	6	2	4	22.22%	18	1	3		4	R	M,VP,SC	1		
117117	ALIBAG POYNAD	06/08/2012	Active	45	5	2	3	7.14%	42	7	3			N	T	4		
Exc Award (06/30/2021)																		



Club Health Assessment for District 3231A4 through March 2025

			Status	Membership							Reports					Finance		LCIF
Club Number	Club Name	Charter Date		Current Member Count	YTD Members Added	YTD Members Dropped	YTD Net Growth	YTD Net Growth%	Member Count 12 Months Ago	Avg. length of service for dropped members	Months Since Last MMR ***	Yrs. Since Last Officer Report	President Rotation	Vice President Reported ****	Months Since Last Activity Report ***	Account Balance	Donations for current Fiscal Year	
			Number of times on status quo within last two years	If below 15 members appears				If net loss is greater than 20% appears			If no report in 3 months appears in	When more than one year appears in	Number of repeat terms	Notes the officers that do not have an active	If no report at 12 months appears in red			
150531	Dronagiri	04/20/2022	Active	17	4	7	-3	-15.00%	26	2	0			N	M,SC	0	90+ Days	\$754.71
Exc Award (06/30/2023)																		
152145	Ghansoli Eva	10/25/2022	Active	7	0	4	-4	-36.36%	12	1	8			N	M,SC	5		
148231	Karjat Diamond	10/06/2021	Active	18	2	3	-1	-5.26%	21	2	3			N	M,SC	1		
150454	Karjat Gold	05/25/2022	Active(1)	9	0	1	-1	-10.00%	23	2	3			N	M,SC	N/A		
58162	KHARGHAR	04/15/1996	Active(1)	40	14	0	14	53.85%	36		2			N	T,SC	19		
26161	KHOPOLI	07/07/1971	Active	83	3	5	-2	-2.35%	81	10	3			N		0	90+ Days	
Exc Award (06/30/2016)																		
146942	Kolad Roha	07/02/2021	Active	33	3	0	3	10.00%	30		6			N	P,M,VP,SC	1		
30033	MAHAD	12/10/1974	Active	31	3	1	2	6.90%	29	2	2				M,VP,SC	1		
56196	NAGOTHANE	10/26/1994	Active	34	4	0	4	13.33%	30		3			N		5		
Exc Award (06/30/2021)																		
142402	Navi Mumbai Agri Koli	08/06/2020	Active	51	21	11	10	24.39%	41	3	2			R	M,SC	5	90+ Days	\$754.71
58237	NAVI MUMBAI APMC	05/07/1996	Active	21	3	8	-5	-19.23%	26	5	1		2	N	S,M,SC	5		\$3,264.13
128277	Navi Mumbai Centenary Steel Market	07/21/2016	Active(2)	30	8	1	7	30.43%	23	7	2			N	M	19		
122220	Navi Mumbai Champions	05/16/2014	Active	35	5	3	2	6.06%	39	7	3			N		6		
77693	NAVI MUMBAI DIAMONDS	10/07/2003	Active	11	3	6	-3	-21.43%	17	6	0				T,VP	3		
137060	Navi Mumbai KBP College Campus	05/23/2019	Cancelled(8*)	0	1	19	-18	-100.00%	18	1	2		None		P,S,T,M,VP SC	17		
132850	Navi Mumbai Kharghar Kopra	10/12/2017	Active	67	29	0	29	76.32%	47		0			R		0	90+ Days	
Exc Award (06/30/2022, 06/30/2023)																		
133702	Navi Mumbai Koperkhairne Jewels	03/16/2018	Active	18	0	0	0	0.00%	18		2		None		P,S,T,M,VP SC	14		\$750.04
61097	NAVI MUMBAI N R I	08/24/1998	Active	24	0	3	-3	-11.11%	29	4	4			N	M,VP	2		
Exc Award (06/30/2017, 06/30/2020)																		
101457	NAVI MUMBAI PALM BEACH OCEANIC	03/12/2008	Active	22	3	1	2	10.00%	28	26	0			N	M,SC	8		
133273	Navi Mumbai Samannay	11/29/2017	Active	23	9	16	-7	-23.33%	38	6	0				M,VP,SC	11	90+ Days	\$576.00



Club Health Assessment for District 3231A4 through March 2025

			Status	Membership							Reports					Finance		LCIF
Club Number	Club Name	Charter Date		Current Member Count	YTD Members Added	YTD Members Dropped	YTD Net Growth	YTD Net Growth%	Member Count 12 Months Ago	Avg. length of service for dropped members	Months Since Last MMR ***	Yrs. Since Last Officer Report	President Rotation	Vice President Reported ****	Months Since Last Activity Report ***	Account Balance	Donations for current Fiscal Year	
			Number of times on status quo within last two years	If below 15 members appears				If net loss is greater than 20% appears			If no report in 3 months appears in	When more than one year appears in	Number of repeat terms	Notes the officers that do not have an active	If no report at 12 months appears in red			
149035	Navi Mumbai Samannay Saathi	01/24/2022	Cancelled(8*)	0	0	14	-14	-100.00%	0	3	3		None	P,S,T,M,VP SC	N/A	90+ Days		
142121	Navi Mumbai Seawoods Emeralds Exc Award (06/30/2021, 06/30/2023)	07/08/2020	Active	26	0	0	0	0.00%	31		9		N	S,M,SC	5			
130209	Navi Mumbai Vashi Ruby	02/22/2017	Active	13	3	0	3	30.00%	10		3		N	M,SC	6			
47011	NERUL Exc Award (06/30/2019, 06/30/2020, 06/30/20)	03/03/1987	Active	44	5	2	3	7.32%	39	3	3		R	M,VP,SC	0		\$59.90	
50105	NEW BOMBAY AIROLI Exc Award (06/30/2021, 06/30/2022)	01/05/1990	Active	40	2	0	2	5.26%	40		8		N		2			
45830	NEW BOMBAY C B D Exc Award (06/30/2016, 06/30/2019)	02/05/1986	Active	41	4	4	0	0.00%	45	2	3		N		0			
51252	NEW BOMBAY TURBHE	01/22/1991	Active	45	8	8	0	0.00%	39	2	3		N	S	7		\$1,308.17	
28076	NEW BOMBAY VASHI Exc Award (06/30/2018, 06/30/2019, 06/30/20)	02/26/1974	Active	124	17	3	14	12.73%	117	0	2		N	P,SC	7		\$754.71	
96690	NEW MUMBAI KAMOTHE Exc Award (06/30/2022)	03/21/2006	Active	19	13	4	9	90.00%	10	5	2		IP	S,M	0			
68855	NEW PANVEL	05/22/2003	Active(3)	24	0	1	-1	-4.00%	26	17	6		N	SC	19			
44127	NEW PANVEL STEEL TOWN Exc Award (06/30/2019, 06/30/2022, 06/30/20)	06/20/1984	Active	70	8	4	4	6.06%	66	2	2		N	M,SC	0		\$1,509.42	
26167	PANVEL Exc Award (06/30/2019, 06/30/2022, 06/30/20)	01/09/1965	Active	59	11	5	6	11.32%	59	4	1		2	R	2		\$2,264.13	
147263	Panvel Medicus Virtute	07/02/2021	Active(1)	3	1	2	-1	-25.00%	6	2	3		N	S,M,SC	20			
142182	Panvel Ratna	07/10/2020	Active	24	4	2	2	9.09%	22	3	2		N	M,SC	3		\$718.78	
146941	Panvel Royal Pride	07/02/2021	Active(1)	9	0	5	-5	-35.71%	20	3	3			P,T,M,VP,SC	15	90+ Days		
144953	Pen Pride	01/25/2021	Active(1)	19	0	0	0	0.00%	19		0			M,VP,SC	2			
151291	Roadpali Solitaire	06/21/2022	Active(1)	6	0	1	-1	-14.29%	10	1	3		R	M,SC	7			
30999	ROHA Exc Award (06/30/2019, 06/30/2020, 06/30/20)	06/20/1975	Active	56	5	0	5	9.80%	61		2		N	M,SC	0			



Club Health Assessment for District 3231A4 through March 2025

Club Number	Club Name	Charter Date	Status	Membership							Reports					Finance	LCIF
				Current Member Count	YTD Members Added	YTD Members Dropped	YTD Net Growth	YTD Net Growth%	Member Count 12 Months Ago	Avg. length of service for dropped members	Months Since Last MMR ***	Yrs. Since Last Officer Report	President Rotation	Vice President Reported ****	Months Since Last Activity Report ***	Account Balance	Donations for current Fiscal Year
			Number of times on status quo within last two years	If below 15 members appears				If net loss is greater than 20% appears			If no report in 3 months appears	When more than one year appears in	Number of repeat terms	Notes the officers that do not have an active	If no report at 12 months appears in red		
128608	Shribag Centennial	08/24/2016	Active	38	16	15	1	2.70%	39	4	3			S,T,M,VP,SC	0		
	Exc Award (06/30/2021)																
140481	Ulwe Gems	12/26/2019	Active	41	11	1	10	32.26%	37	2	0			N	1		\$1,509.42
	Exc Award (06/30/2022)																
26171	URAN	01/09/1973	Active	47	7	1	6	14.63%	46	0	3			N	2		
	Exc Award (06/30/2020)													M,SC			
127033	Vashi Gold	03/15/2016	Active	13	3	1	2	18.18%	16	0	2			N	1		
	Exc Award (06/30/2022)																

Clubs Cancelled Previous Fiscal Year – Clubs Cancelled within last 12 months may be reinstated

Club Number	Club Name	Charter Date	Current Status*	Cancellation Date
150307	Mumbai Mahanagar Star	03/25/2022	Cancelled(8*)	12/29/2023
111313	NAVI MUMBAI AIROLI UNITED	06/09/2011	Cancelled(8*)	06/29/2024
145657	Navi Mumbai Diabcare	03/31/2021	Cancelled(8*)	08/29/2023
147240	Navi Mumbai Gems	07/02/2021	Cancelled(8*)	08/29/2023
130017	Navi Mumbai NRI Diamonds	02/13/2017	Cancelled(6*)	06/29/2024
62723	NAVI MUMBAI SANPADA	01/18/2000	Cancelled(8*)	12/29/2023
151735	New Panvel Vichumbe	08/08/2022	Cancelled(8*)	08/29/2023

Current Total Clubs Count	YTD New Clubs Count	YTD Cancelled Clubs Count	YTD Net Club Gain	Current Total Members Count	YTD Add	YTD Drop	YTD Net Growth	YTD Net Growth %	Member Count 12 Months Ago	Average Member Count Per Club	% of Clubs with less than 20 members	% No MMR in 3 Months	% No Officer Report in 12 Months	% of Clubs with balance 90+ days	Number of Clubs in Status Quo	% Status Quo Clubs in Financial Suspension	Number of Cancelled Clubs	Average Cancelled Club Age	Members Lost Due to Cancellation	% of Clubs Cancelled for Non-Financial Reasons
57	5	3	2	1,864	395	231	164	9.65%	1,841	33	32%	56%	0%	9%	0	0%	3	20	54	-200%

* - P - Priority Club. Cancellation Reasons: 1-Objectives/conduct, 2-Non-active club, 5-Non-existing club, 6-Disbanding, 7-Merger, 8-Financial Suspension, 9-District/Multiple District Dues.

** - Abbreviation: P-President, S-Secretary, T-Treasurer, M-Member Chairperson, VP-First Vice President, MC-Communications Chairperson, SC-Service Chairperson

*** - Abbreviation: N/R - Never reported using the Lions Clubs website, N/A - Not applicable, No password registered for the Lions Clubs website.

**** - Abbreviation: N - New, IP - Immediate Past, R - Repeat.



Club Health Assessment for District 3232B1 through March 2025

			Status	Membership							Reports					Finance		LCIF
Club Number	Club Name	Charter Date		Current Member Count	YTD Members Added	YTD Members Dropped	YTD Net Growth	YTD Net Growth%	Member Count 12 Months Ago	Avg. length of service for dropped members	Months Since Last MMR ***	Yrs. Since Last Officer Report	President Rotation	Vice President Reported ****	Months Since Last Activity Report ***	Account Balance	Donations for current Fiscal Year	
			Number of times on status quo within last two years	If below 15 members appears				If net loss is greater than 20% appears			If no report in 3 months appears in	When more than one year appears in	Number of repeat terms	Notes the officers that do not have appears in an active	If no report at 12 months red			
Clubs less than two years old																		
154805	Ahmedabad Aarambh	06/22/2023	Cancelled(8*)	0	3	10	-7	-100.00%	7	2	3		None	P,S,T,M,VP SC	8	90+ Days	\$5.99	
156432	Ahmedabad Brilliance Fashion Mantra	11/08/2023	Active	20	0	0	0	0.00%	20		13		2	M,VP,SC	7		\$5.99	
157018	Ahmedabad Hriday Kamal	02/07/2024	Active	13	8	2	6	85.71%	20	1	0		2	M,VP,SC	3		\$5.99	
157072	Ahmedabad Main Divine	02/08/2024	Active	20	0	0	0	0.00%	20		13		2	T,M,VP,SC	8	90+ Days	\$5.99	
181166	Ahmedabad Main Yuva	02/27/2025	Newly Chartered	20	20	0	20	100.00%	0		0			M,VP,SC	N/R			
181062	Ahmedabad Sevashram	02/27/2025	Newly Chartered	25	25	0	25	100.00%	0		0		N	T,M,VP,SC	N/R			
181120	Ahmedabad Shining Star	02/28/2025	Newly Chartered	20	20	0	20	100.00%	0		1			M,VP,SC	N/A			
154942	Ahmedabad United	06/22/2023	Cancelled(8*)	0	0	3	-3	-100.00%	2	1	1		None	P,S,T,M,VP SC	6	90+ Days	\$5.99	
157019	Deodar Vardayani	02/20/2024	Cancelled(8*)	0	10	30	-20	-100.00%	20	1	0		None	P,S,T,M,VP SC	8	90+ Days	\$5.99	
156267	Piluda Farmer	09/29/2023	Active(1)	20	0	0	0	0.00%	20		14		2	M,VP,SC	8	90+ Days	\$5.99	
175599	Vav Heritage	07/19/2024	Active	21	21	0	21	100.00%	0		8			M,VP,SC	3	90+ Days	\$5.99	
Clubs more than two years old																		
93573	AHMEDABAD BRILLIANCE	12/29/2005	Active	49	2	57	-55	-52.88%	112	4	1		2	N	M,VP,SC	5		\$15.99
145914	Ahmedabad Brilliance Asmita	05/21/2021	Cancelled(8*)	0	0	58	-58	-100.00%	32	2	3	1	None	P,S,T,M,VP SC	16	90+ Days	\$5.99	
140654	Ahmedabad Brilliance Shantigram	05/07/2020	Cancelled(8*)	0	0	23	-23	-100.00%	23	4	3		None	P,S,T,M,VP SC	8	90+ Days	\$5.99	
147053	Ahmedabad Brilliance Smile	07/02/2021	Active(1)	21	21	36	-15	-41.67%	36	2	1			S,T,M,VP,SC	8		\$5.99	
40342	AHMEDABAD ELLISBRIDGE	08/17/1981	Active	29	0	3	-3	-9.38%	32	13	3			M,VP,SC	8		\$5.99	
138445	Ahmedabad Gems	06/03/2019	Active	25	3	0	3	13.64%	21		2			S,T,M,VP,SC	7	90+ Days	\$5.99	
144557	Ahmedabad Gems Friends	12/27/2020	Active	54	81	79	2	3.85%	51	3	2		2	M,VP,SC	3		\$604.97	
147190	Ahmedabad Gems Vaishnav Friends	07/02/2021	Active	28	7	7	0	0.00%	26	2	3			M,VP,SC	5		\$5.99	
147017	Ahmedabad Happiness	07/02/2021	Active	16	3	0	3	23.08%	13		3			M,VP,SC	6		\$5.99	
132097	Ahmedabad Heritage	07/25/2017	P- Active(2)	3	3	0	3	100.00%	0		0		2	M,VP,SC	8		\$5.99	




Club Health Assessment for District 3232B1 through March 2025

			Status	Membership							Reports					Finance	LCIF
Club Number	Club Name	Charter Date		Current Member Count	YTD Members Added	YTD Members Dropped	YTD Net Growth	YTD Net Growth%	Member Count 12 Months Ago	Avg. length of service for dropped members	Months Since Last MMR ***	Yrs. Since Last Officer Report	President Rotation	Vice President Reported ****	Months Since Last Activity Report ***	Account Balance	Donations for current Fiscal Year
			Number of times on status quo within last two years	If below 15 members appears				If net loss is greater than 20% appears			If no report in 3 months appears in	When more than one year appears in	Number of repeat terms	Notes the officers that do not have an active	If no report at 12 months appears in red		
26174	AHMEDABAD HOST	12/27/1956	Active	142	33	22	11	8.40%	120	5	0			N	0		\$5.99
	Exc Award (06/30/2022)																
147730	Ahmedabad Hriday Kunj	09/01/2021	Cancelled(8*)	0	3	37	-34	-100.00%	66	3	3		None	P,S,T,M,VP SC	7	90+ Days	\$5.99
	Exc Award (06/30/2022)																
53873	AHMEDABAD RAJNAGAR	12/03/1992	Active	135	0	0	0	0.00%	160		7			S,T,M,VP,SC	0		\$5.99
	Exc Award (06/30/2018, 06/30/2023)																
57410	AHMEDABAD SATELLITE	10/09/1995	Active	40	6	8	-2	-4.76%	70	5	0			S,M,VP	3		\$5.99
	Exc Award (06/30/2022)																
26177	AHMEDABAD SOUTH	10/05/1967	Active	55	22	6	16	41.03%	67	3	0			N VP	2		\$5.99
50597	AHMEDABAD VATVA INDUST ESTATE	05/22/1990	Active(1)	32	35	32	3	10.34%	28	8	0		2	N P,M,VP,SC	8		\$5.99
63142	AMBAJI	05/05/2000	Active(2)	14	15	14	1	7.69%	13	10	1			N M,VP,SC	8		\$5.99
46111	BHABHAR	04/15/1986	Active(2)	42	0	0	0	0.00%	42		16	1	None	P,S,T,M,VP SC	7	90+ Days	\$5.99
26199	DEESA	05/08/1970	Active	93	0	5	-5	-5.10%	96	6	4			N	1		\$5,995.79
	Exc Award (06/30/2022)																
64408	DEODAR	06/12/2001	Active(1)	28	28	23	5	21.74%	23	10	0			N S,T,M,VP,SC	7		\$5.99
45619	DHANERA	12/26/1985	Active(2)	30	0	5	-5	-14.29%	35	11	3			N P,M,SC	8	90+ Days	\$5.99
129883	Dholka	02/03/2017	Active(1)	43	1	1	0	0.00%	38	2	8			N P,S,VP,SC	8	90+ Days	\$5.99
	Exc Award (06/30/2023)																
26236	PALANPUR	01/15/1967	Active	137	10	2	8	6.20%	123	6	0			T,M,VP,SC	0		\$5.99
	Exc Award (06/30/2023)																
146564	Palanpur Guruji	06/17/2021	Active(2)	7	5	0	5	250.00%	2		8		5	T,M,VP,SC	8		\$5.99
36026	PATAN	08/03/1978	Active	69	9	10	-1	-1.43%	67	6	3			N T,M,SC	0		\$5.99
	Exc Award (06/30/2022)																
140785	Radhanpur	05/08/2020	Cancelled(8*)	0	0	10	-10	-100.00%	10	5	3		None	P,S,T,M,VP SC	7	90+ Days	\$5.99
29985	SANAND	11/20/1974	Active	100	13	5	8	8.70%	91	4	6			T,M,VP,SC	0		\$664.87
	Exc Award (06/30/2022)																
26250	SARKHEJ	12/26/1973	Active(1)	120	36	60	-24	-16.67%	140	4	0			T,M,VP,SC	6		\$5.99
	Exc Award (06/30/2023)																



Club Health Assessment for District 3232B1 through March 2025

			Status	Membership							Reports					Finance	LCIF	
Club Number	Club Name	Charter Date		Current Member Count	YTD Members Added	YTD Members Dropped	YTD Net Growth	YTD Net Growth%	Member Count 12 Months Ago	Avg. length of service for dropped members	Months Since Last MMR ***	Yrs. Since Last Officer Report	President Rotation	Vice President Reported ****	Months Since Last Activity Report ***	Account Balance	Donations for current Fiscal Year	
			Number of times on status quo within last two years	If below 15 members appears				If net loss is greater than 20% appears			If no report in 3 months appears in	When more than one year appears in	Number of repeat terms	Notes the officers that do not have an active	If no report at 12 months appears in red			
146370	Sarkhej Star	06/07/2021	Active	23	20	8	12	109.09%	11	3	1			M,VP,SC	6	90+ Days	\$614.97	
107193	THARAD CITY	01/08/2010	Active	64	0	0	0	0.00%	59		8			N	M,VP,SC	6	90+ Days	\$5.99
32046	VASANA	04/08/1976	Active	30	0	0	0	0.00%	31		8			N	M,SC	4	90+ Days	\$5.99
26276	VIRAMGAM	02/19/1968	Active(1)	55	4	9	-5	-8.33%	59	9	3			N	T,M,VP,SC	2	90+ Days	\$5.98

Clubs Cancelled Previous Fiscal Year – Clubs Cancelled within last 12 months may be reinstated

Club Number	Club Name	Charter Date	Current Status*	Cancellation Date
147283	Ahmedabad Knowledge	07/01/2021	Cancelled(8*)	12/29/2023
146325	Ahmedabad Utsav	06/07/2021	Cancelled(8*)	12/29/2023
128024	Digvijaynagar Dignity	06/20/2016	Cancelled(6*)	08/29/2023
26255	SIDHPUR	08/23/1970	Cancelled(8*)	12/29/2023
147317	Vav Desert	07/02/2021	Cancelled(8*)	12/29/2023

Current Total Clubs Count	YTD New Clubs Count	YTD Cancelled Clubs Count	YTD Net Club Gain	Current Total Members Count	YTD Add	YTD Drop	YTD Net Growth	YTD Net Growth %	Member Count 12 Months Ago	Average Member Count Per Club	% of Clubs with less than 20 members	% No MMR in 3 Months	% No Officer Report in 12 Months	% of Clubs with balance 90+ days	Number of Clubs in Status Quo	% Status Quo Clubs in Financial Suspension	Number of Cancelled Clubs	Average Cancelled Club Age	Members Lost Due to Cancellation	% of Clubs Cancelled for Non-Financial Reasons
36	4	7	-3	1,643	467	565	-98	-5.63%	1,806	46	14%	50%	3%	31%	0	0%	7	13	171	-57%

* - P - Priority Club. Cancellation Reasons: 1-Objectives/conduct, 2-Non-active club, 5-Non-existing club, 6-Disbanding, 7-Merger, 8-Financial Suspension, 9-District/Multiple District Dues.

** - Abbreviation: P-President, S-Secretary, T-Treasurer, M-Member Chairperson, VP-First Vice President, MC-Communications Chairperson, SC-Service Chairperson

*** - Abbreviation: N/R - Never reported using the Lions Clubs website, N/A - Not applicable, No password registered for the Lions Clubs website.

**** - Abbreviation: N - New, IP - Immediate Past, R - Repeat.



Club Health Assessment for District 3232B2 through March 2025

			Status	Membership							Reports					Finance	LCIF
Club Number	Club Name	Charter Date		Current Member Count	YTD Members Added	YTD Members Dropped	YTD Net Growth	YTD Net Growth%	Member Count 12 Months Ago	Avg. length of service for dropped members	Months Since Last MMR ***	Yrs. Since Last Officer Report	President Rotation	Vice President Reported ****	Months Since Last Activity Report ***	Account Balance	Donations for current Fiscal Year
			Number of times on status quo within last two years	If below 15 members appears				If net loss is greater than 20% appears			If no report in 3 months appears in	When more than one year appears in	Number of repeat terms	Notes the officers that do not have an active	If no report at 12 months red		
Clubs less than two years old																	
157021	Ahmedabad Aashapalli Hopes	12/30/2023	Active	20	9	7	2	11.11%	20	1	0		2	S,T,M,VP,SC	4		
156906	Ahmedabad Anand	12/15/2023	Cancelled(8*)	0	0	22	-22	-100.00%	22	1	1	1	None	P,S,T,M,VP SC	4	90+ Days	
157543	Ahmedabad Darpan	02/23/2024	Cancelled(8*)	0	1	21	-20	-100.00%	20	1	0		None	P,S,T,M,VP SC	4	90+ Days	
156219	Ahmedabad Eminent	10/09/2023	Active(1)	20	0	0	0	0.00%	20		17		2	S,T,M,VP,SC	4	90+ Days	
156881	Ahmedabad Jodhpur Hill Vibrant	12/30/2023	Cancelled(8*)	0	0	20	-20	-100.00%	20	1	15	1	None	P,S,T,M,VP SC	5	90+ Days	
175594	Ahmedabad Kohinoor	08/19/2024	Active	20	20	0	20	100.00%	0		7			N M,SC	5	90+ Days	
156142	Ahmedabad Metro	09/30/2023	Cancelled(8*)	0	0	20	-20	-100.00%	20	1	14	1	None	P,S,T,M,VP SC	5	90+ Days	
157544	Ahmedabad Panchvati	02/23/2024	Active	20	0	0	0	0.00%	20		13		None	P,S,T,M,VP SC	5	90+ Days	
157528	Ahmedabad Patang	02/23/2024	Cancelled(8*)	0	0	20	-20	-100.00%	20	1	13		None	P,S,T,M,VP SC	5	90+ Days	
157394	Ahmedabad Reporters	02/22/2024	Cancelled(8*)	0	0	20	-20	-100.00%	20	1	13		None	P,S,T,M,VP SC	5	90+ Days	
156833	Ahmedabad Sabarmati Riverfront	12/30/2023	Active(1)	20	20	20	0	0.00%	20	1	1		2	N T,M,SC	5		
157082	Ahmedabad Sakha	12/30/2023	Cancelled(8*)	0	0	20	-20	-100.00%	20	1	15	1	None	P,S,T,M,VP SC	5	90+ Days	
175912	Ahmedabad Sobo	07/25/2024	Active	53	53	0	53	100.00%	0		0			M,VP,SC	5	90+ Days	
171546	AHMEDABAD SOCIAL	06/13/2024	Cancelled(8*)	0	0	110	-110	-100.00%	0	1	9		None	P,S,T,M,VP SC	5	90+ Days	
157536	Ahmedabad Townhall	02/23/2024	Active	20	0	0	0	0.00%	20		13		None	P,S,T,M,VP SC	5	90+ Days	
157087	Ahmedabad Universal	12/30/2023	Cancelled(8*)	0	0	134	-134	-100.00%	134	3	0	1	None	P,S,T,M,VP SC	6	90+ Days	
157020	Ahmedabad West Excel	12/30/2023	Active	20	0	0	0	0.00%	20		11	1	None	P,S,T,M,VP SC	5		
181042	Ahmedabad West Yuva	02/27/2025	Newly Chartered	30	30	0	30	100.00%	0		0			T,M,VP,SC	N/A		
180817	Ahmedabad Wisdom Femina	02/28/2025	Newly Chartered	20	20	0	20	100.00%	0		0			M,VP,SC	N/A		
180710	Kukarwada Warriors	02/27/2025	Newly Chartered	26	26	0	26	100.00%	0		0			M,VP,SC	N/R		
154777	Linch Mehsana	06/20/2023	Cancelled(8*)	0	0	20	-20	-100.00%	20	2	3		None	P,S,T,M,VP SC	5	90+ Days	
154802	Maktupur	06/20/2023	Cancelled(8*)	0	0	17	-17	-100.00%	17	2	3	1	None	P,S,T,M,VP SC	6	90+ Days	



Club Health Assessment for District 3232B2 through March 2025

			Status	Membership							Reports					Finance		LCIF
Club Number	Club Name	Charter Date		Current Member Count	YTD Members Added	YTD Members Dropped	YTD Net Growth	YTD Net Growth%	Member Count 12 Months Ago	Avg. length of service for dropped members	Months Since Last MMR ***	Yrs. Since Last Officer Report	President Rotation	Vice President Reported ****	Months Since Last Activity Report ***	Account Balance	Donations for current Fiscal Year	
			Number of times on status quo within last two years	If below 15 members appears				If net loss is greater than 20% appears			If no report in 3 months appears in	When more than one year appears in	Number of repeat terms	Notes the officers that do not have an active	If no report at 12 months red			
154898	Mehsana New City	06/21/2023	Cancelled(8*)	0	0	20	-20	-100.00%	20	2	3	1	None	P,S,T,M,VP SC	5	90+ Days		
157504	Mehsana Nugar Kshatriya	02/23/2024	Cancelled(8*)	0	0	20	-20	-100.00%	20	1	13		None	P,S,T,M,VP SC	5	90+ Days		
157478	Mehsana Unity	02/22/2024	Active	19	0	2	-2	-9.52%	20	1	3		2	T,M,VP,SC	4	90+ Days		
154780	Nagalpur	06/20/2023	Cancelled(8*)	0	0	20	-20	-100.00%	20	2	3		None	P,S,T,M,VP SC	5	90+ Days		
154823	Vijapur Para Vistar	06/22/2023	Active(1)	24	34	74	-40	-62.50%	24	1	0		2	N S,M,SC	6			
181172	Visnagar Global	03/03/2025	Newly Chartered	20	21	1	20	100.00%	0	0	0			T,M,VP,SC	N/A			
156220	Visnagar Gold City	11/20/2023	Active(1)	31	7	0	7	29.17%	20		7		N	T,M,VP,SC	5			
Clubs more than two years old																		
63409	AHMEDABAD AAVAKAR	06/30/2000	Active	76	19	10	9	13.43%	63	5	0			S,T,M,VP,SC	4	90+ Days	\$588.20	
146309	Ahmedabad Aavakar Priti	06/09/2021	Cancelled(8*)	0	56	56	0	0.00%	57	2	1		None	P,S,T,M,VP SC	4	90+ Days		
146362	Ahmedabad Aavkar Law Garden	06/08/2021	Active(2)	31	31	65	-34	-52.31%	65	2	0		4	N T,M,VP,SC	4	90+ Days		
62677	AHMEDABAD ADARSH	01/06/2000	Active	107	0	33	-33	-23.57%	96	6	1		2	N M,SC	4			
57086	AHMEDABAD ASAPALLI	06/19/1995	Active	64	11	2	9	16.36%	55	4	0		R	S,T	1		\$70.68	
Exc Award (06/30/2018)																		
148207	Ahmedabad Chandkheda Star	09/13/2021	Active	18	1	1	0	0.00%	18	3	0		3	M,VP,SC	5			
147370	Ahmedabad Dimond	07/03/2021	Cancelled(8*)	0	0	1	-1	-100.00%	1	3	27	1	None	P,S,T,M,VP SC	4	90+ Days		
76059	AHMEDABAD GREATER	06/30/2003	Active(1)	43	0	2	-2	-4.44%	44	6	8		R		5			
Exc Award (06/30/2023)																		
109447	AHMEDABAD JEWELS	10/06/2010	Active(1)	11	0	2	-2	-15.38%	21	14	6		9	S,M,VP,SC	4			
34252	AHMEDABAD JODHPUR HILL	06/27/1977	Active	89	14	32	-18	-16.82%	111	5	0			M,VP,SC	5		\$1,956.27	
144697	Ahmedabad Madhuliika	12/29/2020	Active(2)	164	152	7	145	763.16%	19	4	0		2	S,T,M,VP,SC	5	90+ Days		
50728	AHMEDABAD MANAV MANDIR	06/11/1990	Active	60	19	0	19	46.34%	31		8		N	VP,SC	0		\$1,648.04	
58164	AHMEDABAD NARANPURA	04/23/1996	Active(2)	20	0	0	0	0.00%	20		16	3	None	P,S,T,M,VP SC	5	90+ Days		
26176	AHMEDABAD NORTH	11/06/1972	Active(3)	26	0	0	0	0.00%	34		9	1	None	P,S,T,M,VP SC	5	90+ Days		
97524	AHMEDABAD PERFECTION	06/30/2006	Cancelled(8*)	0	30	152	-122	-100.00%	4	1	7		None	P,S,T,M,VP SC	6	90+ Days		



Club Health Assessment for District 3232B2 through March 2025

			Status	Membership							Reports					Finance		LCIF
Club Number	Club Name	Charter Date		Current Member Count	YTD Members Added	YTD Members Dropped	YTD Net Growth	YTD Net Growth%	Member Count 12 Months Ago	Avg. length of service for dropped members	Months Since Last MMR ***	Yrs. Since Last Officer Report	President Rotation	Vice President Reported ****	Months Since Last Activity Report ***	Account Balance	Donations for current Fiscal Year	
			Number of times on status quo within last two years	If below 15 members appears				If net loss is greater than 20% appears			If no report in 3 months appears in	When more than one year appears in	Number of repeat terms	Notes the officers that do not have an active	If no report at 12 months red			
109110	AHMEDABAD PROFESSIONALS	08/27/2010	Active(1)	13	0	0	0	0.00%	15		0			M,VP,SC	5			
129725	Ahmedabad Riddhi Siddhi	01/19/2017	Active(2)	22	0	0	0	0.00%	22		15	1	None	P,S,T,M,VP SC	5	90+ Days		
117689	AHMEDABAD SAMVEDANA	08/22/2012	Active	39	0	3	-3	-7.14%	51	5	0		N	VP	0		\$59.90	
128393	Ahmedabad Science City Platinum	09/01/2016	Active	173	14	0	14	8.81%	22		0			T,M,VP,SC	13			
78029	AHMEDABAD SIDDHI VINAYAK	01/05/2004	Active(3)	32	19	35	-16	-33.33%	48	2	2			T,M,VP,SC	6		\$100.00	
146333	Ahmedabad Silver	06/04/2021	Active	14	0	0	0	0.00%	16		9		N	T,M,VP,SC	5		\$16.77	
129882	Ahmedabad Star	02/17/2017	Active(1)	10	0	0	0	0.00%	10		13	1	None	P,S,T,M,VP SC	5			
146286	Ahmedabad Suraksha	06/11/2021	Active(1)	38	10	0	10	35.71%	26		1			T,M,VP,SC	5			
34253	AHMEDABAD USMANPURA-VADAJ	06/27/1977	Cancelled(8*)	0	0	34	-34	-100.00%	34	6	3	1	None	P,S,T,M,VP SC	6	90+ Days		
26179	AHMEDABAD WEST	10/05/1967	Active	103	1	0	1	0.98%	105		0			T,M,VP,SC	6		\$1,006.29	
132249	Ahmedabad Wisdom	07/25/2017	Active(1)	34	0	0	0	0.00%	30		9			M,VP,SC	6		\$359.39	
121325	Ahmedabad Zenith	02/17/2014	Active(1)	43	8	4	4	10.26%	36	1	1		N	T,M,VP,SC	3			
26219	KADI	02/22/1971	Active	57	0	11	-11	-16.18%	86	6	3		N	M,SC	1			
31406	MEHSANA	11/06/1975	Active	93	13	8	5	5.68%	86	5	-55		R	M,SC	0	90+ Days		
147441	Mehsana Nugar	07/07/2021	Cancelled(8*)	0	31	97	-66	-100.00%	58	2	5		None	P,S,T,M,VP SC	5	90+ Days	\$50.01	
147437	Mehsana Rural	07/06/2021	Cancelled(8*)	0	0	41	-41	-100.00%	37	2	6		None	P,S,T,M,VP SC	5	90+ Days		
124323	Satlasana	03/05/2015	Active	54	15	0	15	38.46%	39		1			T,M,VP,SC	6			
146240	Umata	06/08/2021	Active(1)	6	1	5	-4	-40.00%	10	3	3		2	T,M,VP,SC	5			
30065	UNJHA	12/20/1974	Active	49	6	2	4	8.89%	45	7	1			T,M,VP,SC	2			
144632	Vadnagar Capital	01/03/2021	Active(1)	32	17	12	5	18.52%	32	2	0		2	S,T,M,VP,SC	5			
32154	VASTRAPUR	04/08/1976	Active	57	4	30	-26	-31.33%	95	3	0			M,VP,SC	5		\$1,305.78	
146453	Vijapur Ami Ganga	06/08/2021	Active	39	3	2	1	2.63%	45	2	0		N	M,SC	6		\$299.49	
128390	Vijapur City	08/12/2016	Active(1)	20	0	0	0	0.00%	29		0			T,M,VP,SC	5			
105064	VIJAPUR KANTHA VISTAR	03/24/2009	Active	64	2	9	-7	-9.86%	80	7	0		R	M,VP,SC	6		\$1,066.19	



Club Health Assessment for District 3232B2 through March 2025

			Status	Membership							Reports					Finance	LCIF
Club Number	Club Name	Charter Date		Current Member Count	YTD Members Added	YTD Members Dropped	YTD Net Growth	YTD Net Growth%	Member Count 12 Months Ago	Avg. length of service for dropped members	Months Since Last MMR ***	Yrs. Since Last Officer Report	President Rotation	Vice President Reported ****	Months Since Last Activity Report ***	Account Balance	Donations for current Fiscal Year
			Number of times on status quo within last two years	If below 15 members appears				If net loss is greater than 20% appears			If no report in 3 months appears in	When more than one year appears in	Number of repeat terms	Notes the officers that do not have an active	If no report at 12 months appears in red		
146769	Vijapur Rural Traders	06/18/2021	Active	23	3	0	3	15.00%	44		0			T,M,VP,SC	5		
149258	Visnagar Amber	03/24/2022	Active(1)	20	0	4	-4	-16.67%	24	3	0			M,VP,SC	5		
56463	VISNAGAR COPPER CITY	01/25/1995	Active(1)	168	17	34	-17	-9.19%	197	3	0		N	T,M	6		
149259	Visnagar Educator	03/24/2022	Active(1)	20	0	0	0	0.00%	20		6			M,VP,SC	5	90+ Days	

Clubs Cancelled Previous Fiscal Year – Clubs Cancelled within last 12 months may be reinstated

Club Number	Club Name	Charter Date	Current Status*	Cancellation Date
147120	Ahmedabad Aashapalli Piplaj	07/03/2021	Cancelled(8*)	12/29/2023
146617	Ahmedabad Gold	06/16/2021	Cancelled(8*)	06/29/2024
146394	Ahmedabad Jodhpur Hill Prahladnagar	06/04/2021	Cancelled(8*)	12/29/2023
146661	Ahmedabad Perfection Parijat	06/19/2021	Cancelled(6*)	07/29/2023
146773	Ahmedabad Platinum	06/19/2021	Cancelled(6*)	07/29/2023
138094	Ahmedabad Seva Maitry Dzire	06/10/2019	Cancelled(8*)	12/29/2023
147375	Ahmedabad Youth Entrepreneurs of India	07/03/2021	Cancelled(8*)	06/29/2024
144608	Becharaji Auto City	01/05/2021	Cancelled(8*)	12/29/2023
144456	Kadi Warrior	12/30/2020	Cancelled(8*)	11/29/2023
146334	Unjha Main	06/11/2021	Cancelled(8*)	12/29/2023
146242	Vadnagar Warriors	06/14/2021	Cancelled(8*)	08/29/2023

Current Total Clubs Count	YTD New Clubs Count	YTD Cancelled Clubs Count	YTD Net Club Gain	Current Total Members Count	YTD Add	YTD Drop	YTD Net Growth	YTD Net Growth %	Member Count 12 Months Ago	Average Member Count Per Club	% of Clubs with less than 20 members	% No MMR in 3 Months	% No Officer Report in 12 Months	% of Clubs with balance 90+ days	Number of Clubs in Status Quo	% Status Quo Clubs in Financial Suspension	Number of Cancelled Clubs	Average Cancelled Club Age	Members Lost Due to Cancellation	% of Clubs Cancelled for Non-Financial Reasons
52	6	20	-14	2,295	738	1,282	-544	-19.16%	2,538	44	13%	37%	10%	27%	0	0%	20	6	865	-45%

* - P - Priority Club. Cancellation Reasons: 1-Objectives/conduct, 2-Non-active club, 5-Non-existing club, 6-Disbanding, 7-Merger, 8-Financial Suspension, 9-District/Multiple District Dues.

** - Abbreviation: P-President, S-Secretary, T-Treasurer, M-Member Chairperson, VP-First Vice President, MC-Communications Chairperson, SC-Service Chairperson

*** - Abbreviation: N/R - Never reported using the Lions Clubs website, N/A - Not applicable, No password registered for the Lions Clubs website.

**** - Abbreviation: N - New, IP - Immediate Past, R - Repeat.



Club Health Assessment for District 3232B3 through March 2025

			Status	Membership							Reports					Finance	LCIF	
Club Number	Club Name	Charter Date		Current Member Count	YTD Members Added	YTD Members Dropped	YTD Net Growth	YTD Net Growth%	Member Count 12 Months Ago	Avg. length of service for dropped members	Months Since Last MMR ***	Yrs. Since Last Officer Report	President Rotation	Vice President Reported ****	Months Since Last Activity Report ***	Account Balance	Donations for current Fiscal Year	
			Number of times on status quo within last two years	If below 15 members appears					If net loss is greater than 20% appears		If no report in 3 months appears in	When more than one year appears in	Number of repeat terms	Notes the officers that do not have an active	If no report at 12 months red			
Clubs less than two years old																		
156940	Ahmedabad Achievers	12/21/2023	Active(1)	20	0	0	0	0.00%	20		9		2	N	M,VP,SC	5		\$5.99
181048	Ahmedabad Amraiwadi Star	02/25/2025	Newly Chartered	150	150	0	150	100.00%	0		0				M,VP,SC	0		
157037	Ahmedabad Asarwa Gurukul	12/30/2023	Cancelled(8*)	0	0	20	-20	-100.00%	20	1	15	1	None		P,S,T,M,VP SC	7	90+ Days	\$5.99
157491	Ahmedabad Creators	02/20/2024	Active(1)	280	176	2	174	164.15%	20	1	0		2		T,M,VP,SC	2	90+ Days	\$5.99
157045	Ahmedabad Fort Printers	12/30/2023	Active(1)	25	24	1	23	1150.00%	20	1	0				P,T,M,VP,SC	0		\$5.99
181073	Ahmedabad Fort Yuva	03/03/2025	Newly Chartered	20	20	0	20	100.00%	0		0				M,VP,SC	0		
181141	Ahmedabad Heritage Youngster	02/27/2025	Newly Chartered	21	21	0	21	100.00%	0		0			N	M,VP,SC	N/A		
157506	Ahmedabad Kankaria Lake	02/21/2024	Cancelled(8*)	0	19	57	-38	-100.00%	20	0	2		None		P,S,T,M,VP SC	5	90+ Days	\$5.99
172180	Ahmedabad Krishna Fort	06/20/2024	Active	20	14	14	0	0.00%	0	1	0		2		T,M,VP,SC	5	90+ Days	\$5.98
181175	Ahmedabad Metro City	03/03/2025	Newly Chartered	26	26	0	26	100.00%	0		0			N	M,SC	0		
157492	Ahmedabad Sunshine	02/20/2024	Active	20	0	0	0	0.00%	20		2		2		M,VP,SC	4	90+ Days	\$5.99
157725	Ahmedabad Suvichar	03/22/2024	Active	21	3	1	2	10.53%	20	1	0		2		M,VP,SC	0		\$5.99
154837	Ahmedabad Vibrant Femina	06/20/2023	Active(1)	32	2	14	-12	-27.27%	44	1	1			N	M,SC	7	90+ Days	\$5.99
156894	Ahmedabad Vibrant Shine	12/14/2023	Active(1)	50	30	0	30	150.00%	20		0		2		M,VP,SC	N/R	90+ Days	\$5.99
156896	Ahmedabad Vibrant Sunrisers	12/14/2023	Cancelled(8*)	0	0	68	-68	-100.00%	31	1	1		None		P,S,T,M,VP SC	8	90+ Days	\$5.99
157022	Amraiwadi Shine	02/19/2024	Active(1)	8	0	12	-12	-60.00%	20	1	1		2	N	M,SC	8	90+ Days	\$5.99
154825	Bayad Rural	06/19/2023	Cancelled(8*)	0	10	46	-36	-100.00%	39	5	3		None		P,S,T,M,VP SC	7	90+ Days	\$5.99
180063	Bayad Shakti	12/24/2024	Active	20	20	0	20	100.00%	0		3				M,VP,SC	0	90+ Days	
179992	Bhiloda Rural	12/19/2024	Active	20	20	0	20	100.00%	0		3				T,M,VP,SC	0	90+ Days	
156222	Chiloda Circle	09/29/2023	Cancelled(8*)	0	0	23	-23	-100.00%	20	1	9	1	None		P,S,T,M,VP SC	5	90+ Days	\$5.99
154205	Dhansura Rural	04/17/2023	Cancelled(8*)	0	0	43	-43	-100.00%	43	2	3		None		P,S,T,M,VP SC	7	90+ Days	\$5.99
157428	Digvijaynagar Shree Elite	02/15/2024	Active	32	10	0	10	45.45%	20		8		2		S,M,VP,SC	5	90+ Days	\$5.99



Club Health Assessment for District 3232B3 through March 2025

			Status	Membership							Reports					Finance		LCIF
Club Number	Club Name	Charter Date		Current Member Count	YTD Members Added	YTD Members Dropped	YTD Net Growth	YTD Net Growth%	Member Count 12 Months Ago	Avg. length of service for dropped members	Months Since Last MMR ***	Yrs. Since Last Officer Report	President Rotation	Vice President Reported ****	Months Since Last Activity Report ***	Account Balance	Donations for current Fiscal Year	
			Number of times on status quo within last two years	If below 15 members appears				If net loss is greater than 20% appears			If no report in 3 months appears in	When more than one year appears in	Number of repeat terms	Notes the officers that do not have an active	If no report at 12 months appears in red			
156392	Gandhinagar Industries	11/16/2023	Cancelled(8*)	0	0	24	-24	-100.00%	24	1	16	1	None	P,S,T,M,VP SC	7	90+ Days	\$5.99	
157038	Gandhinagar Kudasan SCAI	12/30/2023	Cancelled(8*)	0	0	23	-23	-100.00%	23	1	13		None	P,S,T,M,VP SC	5	90+ Days	\$5.99	
157507	Himatnagar Vibrant	02/21/2024	Active(1)	16	10	14	-4	-20.00%	20	1	0			M,VP,SC	4	90+ Days	\$5.99	
154292	Kadiyadara Rural	04/27/2023	Cancelled(8*)	0	0	32	-32	-100.00%	32	2	3		None	P,S,T,M,VP SC	5	90+ Days	\$5.99	
156393	Mansa Excellence	11/16/2023	Cancelled(8*)	0	0	20	-20	-100.00%	20	1	8		None	P,S,T,M,VP SC	7	90+ Days	\$5.99	
178568	Meghraj Jalaram	09/23/2024	Active	20	26	6	20	100.00%	0	8	0			N M,SC	5	90+ Days		
156112	Pethapur	09/27/2023	Active(1)	103	4	40	-36	-25.90%	21	1	3		2	M,VP,SC	3	90+ Days	\$5.99	
154281	Prantij Rural	04/27/2023	Cancelled(8*)	0	0	31	-31	-100.00%	31	2	3		None	P,S,T,M,VP SC	5	90+ Days	\$5.99	
156554	Vavol	12/06/2023	Cancelled(8*)	0	0	81	-81	-100.00%	21	1	8		None	P,S,T,M,VP SC	5	90+ Days	\$5.99	
181045	Vavol Star	02/27/2025	Newly Chartered	20	20	0	20	100.00%	0		1			M,VP,SC	0			
Clubs more than two years old																		
105752	AHMEDABAD CITY LINK	06/10/2009	Active(1)	24	16	26	-10	-29.41%	21	2	0			T,M,VP,SC	7		\$5.99	
131872	Ahmedabad Artisan	07/10/2017	Active	26	6	0	6	30.00%	25		7			N	8		\$5.99	
34251	AHMEDABAD ASARWA	06/27/1977	Active(1)	44	0	0	0	0.00%	50		9		2	S,T,M,VP,SC	7	90+ Days	\$5.99	
48913	AHMEDABAD CENTRAL	09/23/1988	Active	20	1	2	-1	-4.76%	28	8	3			N T	2		\$5.99	
49305	AHMEDABAD CITY	03/09/1989	Active(1)	61	20	20	0	0.00%	71	4	0			N M	8		\$5.99	
44263	AHMEDABAD FORT	09/24/1984	Active	113	27	3	24	26.97%	105	0	0			M,VP,SC	2		\$5.99	
Exc Award (06/30/2018, 06/30/2022)																		
138108	Ahmedabad Heritage Fort	05/08/2019	Active	79	48	17	31	64.58%	36	2	0			N S,M,SC	6		\$706.80	
Exc Award (06/30/2023)																		
30152	AHMEDABAD MANNINAGAR	01/27/1975	Active(1)	41	10	0	10	32.26%	31		8			S,T,M,VP,SC	3	90+ Days	\$5.99	
67010	AHMEDABAD RAJ SAMRAT	12/30/2002	Active(1)	37	1	40	-39	-51.32%	76	13	2			S,M,VP,SC	4	90+ Days	\$5.99	
Exc Award (06/30/2023)																		
26178	AHMEDABAD SHAHIBAUG	01/21/1974	Active	67	4	0	4	6.35%	65		0			N	0		\$5.99	
Exc Award (06/30/2022, 06/30/2023, 06/30/2024)																		
99523	AHMEDABAD VIBRANT	06/04/2007	Active	162	20	38	-18	-10.00%	160	2	1			M,VP,SC	0		\$1,244.05	



Club Health Assessment for District 3232B3 through March 2025

			Status	Membership							Reports					Finance	LCIF	
Club Number	Club Name	Charter Date		Current Member Count	YTD Members Added	YTD Members Dropped	YTD Net Growth	YTD Net Growth%	Member Count 12 Months Ago	Avg. length of service for dropped members	Months Since Last MMR ***	Yrs. Since Last Officer Report	President Rotation	Vice President Reported ****	Months Since Last Activity Report ***	Account Balance	Donations for current Fiscal Year	
			Number of times on status quo within last two years	If below 15 members appears				If net loss is greater than 20% appears			If no report in 3 months appears in	When more than one year appears in	Number of repeat terms	Notes the officers that do not have an active	If no report at 12 months appears in red			
Exc Award (06/30/2018, 06/30/2023)																		
146346	Ahmedabad Vibrant Youth	06/07/2021	Cancelled(8*)	0	20	104	-84	-100.00%	52	1	1		None	P,S,T,M,VP SC	8	90+ Days	\$5.99	
51642	BAYAD	05/01/1991	Active(1)	43	0	0	0	0.00%	43		8			M,VP,SC	7	90+ Days	\$1,012.28	
26206	DIGVIJAYNAGAR	01/04/1966	Active	120	18	31	-13	-9.77%	126	2	0			N	M,SC	7	\$5.99	
Exc Award (06/30/2022, 06/30/2023)																		
36631	GANDHINAGAR	02/20/1979	Active	274	66	39	27	10.93%	242	4	0			N	M	0	\$305.48	
Exc Award (06/30/2018, 06/30/2019, 06/30/2020)																		
142202	Gandhinagar Femina	07/23/2020	Active	143	17	14	3	2.14%	145	1	0			N		0	\$5.99	
Exc Award (06/30/2022, 06/30/2023, 06/30/2024)																		
106911	HIMATNAGAR DIVINE	11/23/2009	Cancelled(8*)	0	11	70	-59	-100.00%	55	3	0		None	P,S,T,M,VP SC	6	90+ Days	\$5.99	
146405	Idar Rural	06/07/2021	Cancelled(8*)	0	0	21	-21	-100.00%	21	2	22	1	None	P,S,T,M,VP SC	5	90+ Days	\$5.99	
131731	Khedbrahma Century	07/10/2017	Cancelled(8*)	0	0	20	-20	-100.00%	20	3	3	1	None	P,S,T,M,VP SC	5	90+ Days	\$5.99	
133229	Maninagar Fort	01/30/2018	Active	24	0	5	-5	-17.24%	32	4	3		None	P,T,M,VP,SC	5	\$5.99		
Exc Award (06/30/2023)																		
26229	MODASA	03/28/1965	Active(1)	27	0	0	0	0.00%	31		4		2	R	M,VP,SC	5	90+ Days	\$5.99
26232	NARODA	05/07/1970	Active(1)	61	10	25	-15	-19.74%	95	7	1				T,M,VP,SC	5	\$2,318.06	
Exc Award (06/30/2023)																		
128635	Naroda Centennial	08/24/2016	Active	22	0	10	-10	-31.25%	32	5	3				T,M,VP,SC	4	\$604.97	
150388	Naroda P K Patel Vidhya Sankul	05/02/2022	Active(1)	12	2	10	-8	-40.00%	20	3	0				T,M,VP,SC	4	\$5.99	
138253	Naroda Professional	06/04/2019	Cancelled(8*)	0	0	6	-6	-100.00%	6	5	3	1	None	P,S,T,M,VP SC	4	90+ Days	\$5.99	
142933	Naroda School Trust Educators	09/23/2020	Active	19	0	0	0	0.00%	19		8				M,VP,SC	4	\$5.99	
32045	SARASPUR	04/08/1976	Active(2)	22	0	0	0	0.00%	22		8		5		M,VP,SC	4	90+ Days	\$5.99
39320	TALOD	01/15/1981	Active	41	0	7	-7	-14.58%	45	7	5		None	P,T,VP,SC	4	\$5.99		

Clubs Cancelled Previous Fiscal Year – Clubs Cancelled within last 12 months may be reinstated

Club Number	Club Name	Charter Date	Current Status*	Cancellation Date
-------------	-----------	--------------	-----------------	-------------------



Club Health Assessment for District 3232B3 through March 2025

			Membership								Reports					Finance		LCIF		
Club Number	Club Name	Charter Date	Status	Current Member Count	YTD Members Added	YTD Members Dropped	YTD Net Growth	YTD Net Growth%	Member Count 12 Months Ago	Avg. length of service for dropped members	Months Since Last MMR ***	Yrs. Since Last Officer Report	President Rotation	Vice President Reported ****	Months Since Last Activity Report ***	Account Balance	Donations for current Fiscal Year			
			Number of times on status quo within last two years	If below 15 members appears				If net loss is greater than 20% appears			If no report in 3 months appears in	When more than one year appears in	Number of repeat terms	Notes the officers that do not have an active	If no report at 12 months appears in red					
146330	Ahmedabad Barsana	06/10/2021	Cancelled(8*)	12/29/2023																
146320	Ahmedabad Dwarka	06/10/2021	Cancelled(8*)	09/29/2023																
149196	Ahmedabad Unique	02/15/2022	Cancelled(8*)	08/29/2023																
146367	Ahmedabad Vibrant Diamonds	06/07/2021	Cancelled(8*)	02/29/2024																
146614	Ahmedabad Vibrant Perfection	06/16/2021	Cancelled(8*)	12/29/2023																
146396	Ahmedabad Vibrant Professional	06/07/2021	Cancelled(8*)	10/29/2023																
139049	Gandhinagar Fort	07/11/2019	Cancelled(8*)	12/29/2023																
149447	Gandhinagar Greencity	01/24/2022	Cancelled(8*)	12/29/2023																
149448	Gandhinagar Infocity	01/24/2022	Cancelled(8*)	12/29/2023																
149449	Gandhinagar Mandir	01/24/2022	Cancelled(8*)	12/29/2023																
149450	Gandhinagar Senior Citizen	01/24/2022	Cancelled(8*)	12/29/2023																
149451	Gandhinagar Smartcity	01/24/2022	Cancelled(8*)	12/29/2023																
146403	Himatnagar Rural	06/04/2021	Cancelled(8*)	09/29/2023																
146406	Khedbrahma Rural	06/03/2021	Cancelled(8*)	10/29/2023																
Current Total Clubs Count	YTD New Clubs Count	YTD Cancelled Clubs Count	YTD Net Club Gain	Current Total Members Count	YTD Add	YTD Drop	YTD Net Growth	YTD Net Growth %	Member Count 12 Months Ago	Average Member Count Per Club	% of Clubs with less than 20 members	% No MMR in 3 Months	% No Officer Report in 12 Months	% of Clubs with balance 90+ days	Number of Clubs in Status Quo	% Status Quo Clubs in Financial Suspension	Number of Cancelled Clubs	Average Cancelled Club Age	Members Lost Due to Cancellation	% of Clubs Cancelled for Non-Financial Reasons
43	8	17	-9	2,406	9021,080	-178	-6.89%		2,243	56	9%	37%	0%	42%	0	0%	17	5	689	-82%

* - P - Priority Club. Cancellation Reasons: 1-Objectives/conduct, 2-Non-active club, 5-Non-existing club, 6-Disbanding, 7-Merger, 8-Financial Suspension, 9-District/Multiple District Dues.

** - Abbreviation: P-President, S-Secretary, T-Treasurer, M-Member Chairperson, VP-First Vice President, MC-Communications Chairperson, SC-Service Chairperson

*** - Abbreviation: N/R - Never reported using the Lions Clubs website, N/A - Not applicable, No password registered for the Lions Clubs website.

**** - Abbreviation: N - New, IP - Immediate Past, R - Repeat.



Club Health Assessment for District 3232B4 through March 2025

			Status	Membership						Reports					Finance		LCIF	
Club Number	Club Name	Charter Date		Current Member Count	YTD Members Added	YTD Members Dropped	YTD Net Growth	YTD Net Growth%	Member Count 12 Months Ago	Avg. length of service for dropped members	Months Since Last MMR ***	Yrs. Since Last Officer Report	President Rotation	Vice President Reported ****	Months Since Last Activity Report ***	Account Balance	Donations for current Fiscal Year	
			Number of times on status quo within last two years	If below 15 members appears					If net loss is greater than 20% appears			If no report in 3 months appears in	When more than one year appears in	Number of repeat terms	Notes the officers that do not have an active	If no report at 12 months appears in red		
Clubs less than two years old																		
157075	Ahmedabad Karnavati Aravalli	01/09/2024	Active	20	0	0	0	0.00%	20		6			M,VP,SC	0	90+ Days		
156261	Ahmedabad Karnavati Eminent	09/30/2023	Active(1)	46	6	0	6	15.00%	40		4			N M,VP,SC	1	90+ Days		
181171	Ahmedabad Karnavati Global	02/28/2025	Newly Chartered	20	20	0	20	100.00%	0		1			M,VP,SC	2			
181006	Ahmedabad Karnavati Media	02/21/2025	Newly Chartered	20	20	0	20	100.00%	0		1			M,VP,SC	2			
157817	Ahmedabad Karnavati Milestone	04/18/2024	Active	21	13	12	1	5.00%	0	1	0			S,T,M,VP,SC	0	90+ Days		
172094	Ahmedabad Karnavati Swaranjali	06/21/2024	Active	21	0	0	0	0.00%	0		9		None	P,S,T,M,VP SC	1	90+ Days		
157034	Ahmedabad LML Primary Educators	01/12/2024	Active	26	5	0	5	23.81%	20		7		2	T,M,VP,SC	1			
157041	Ahmedabad Stadium Circle	12/29/2023	Active(1)	20	0	0	0	0.00%	20		4			T,M,VP,SC	1			
154102	Borisana	04/12/2023	Active(1)	69	49	0	49	245.00%	20		3			S,T,M,VP,SC	0	90+ Days		
154835	Dhanot	06/22/2023	Active(1)	20	0	0	0	0.00%	20		21	1	None	P,S,T,M,VP SC	1	90+ Days		
154828	Dingucha Education Family	06/20/2023	Active(1)	20	0	0	0	0.00%	20		21	1	None	P,S,T,M,VP SC	1	90+ Days		
176998	Gojariya	08/07/2024	Active	20	20	0	20	100.00%	0		7			T,M,VP,SC	1	90+ Days		
157071	Kalol Padyatri	12/30/2023	Active(1)	20	0	0	0	0.00%	20		15	1	None	P,S,T,M,VP SC	2	90+ Days		
154778	Kalol Paliyad	06/20/2023	Active(1)	20	0	0	0	0.00%	20		21	1	None	P,S,T,M,VP SC	2	90+ Days		
154779	Kalol Pratappura	06/20/2023	Active(1)	20	0	0	0	0.00%	20		21	1	None	P,S,T,M,VP SC	0	90+ Days		
154781	Pansar	06/22/2023	Active(1)	20	0	0	0	0.00%	20		21	1	None	P,S,T,M,VP SC	1	90+ Days		
Clubs more than two years old																		
43678	AHMEDABAD KARNAVATI Exc Award (06/30/2018, 06/30/2024)	03/27/1984	Active	514	128	641	-513	-49.95%	1023	15	0			T,M,VP,SC	0		165,855.66	
145874	Ahmedabad Karnavati Knight Riders	05/14/2021	Active(1)	140	133	13	120	600.00%	20	10	1		2	S,T,M,VP,SC	1	90+ Days		
145869	Ahmedabad Karnavati Music Lovers	05/14/2021	Active(1)	125	123	18	105	525.00%	20	13	1			T,M,VP,SC	0	90+ Days		
146130	Ahmedabad Karnavati Achievers	05/18/2021	Active	187	175	7	168	884.21%	19	3	0		2	S,T,M,VP,SC	2	90+ Days		



Club Health Assessment for District 3232B4 through March 2025

Club Number	Club Name	Charter Date	Status	Membership							Reports					Finance	LCIF
				Current Member Count	YTD Members Added	YTD Members Dropped	YTD Net Growth	YTD Net Growth%	Member Count 12 Months Ago	Avg. length of service for dropped members	Months Since Last MMR ***	Yrs. Since Last Officer Report	President Rotation	Vice President Reported ****	Months Since Last Activity Report ***	Account Balance	Donations for current Fiscal Year
			Number of times on status quo within last two years	If below 15 members appears				If net loss is greater than 20% appears			If no report in 3 months appears in	When more than one year appears in	Number of repeat terms	Notes the officers that do not have an active	If no report at 12 months red		
146131	Ahmedabad Karnavati Capital	05/18/2021	Active	0	0	17	-17	-100.00%	13	3	1		None	P,S,T,M,VP SC	2	90+ Days	
145886	Ahmedabad Karnavati Challengers	05/12/2021	Active(1)	101	100	18	82	431.58%	19	2	0			S,T,M,VP,SC	2		
146247	Ahmedabad Karnavati Champions	06/02/2021	Active(1)	18	3	5	-2	-10.00%	20	3	1			T,M,VP,SC	1		
146223	Ahmedabad Karnavati Chargers	05/31/2021	Active	0	0	13	-13	-100.00%	13	4	0		None	P,S,T,M,VP SC	5	90+ Days	
144611	Ahmedabad Karnavati Connect	12/28/2020	Active	151	98	0	98	184.91%	53		6			S,M,VP,SC	1		
146248	Ahmedabad Karnavati Creative	06/08/2021	Active	29	29	15	14	93.33%	15	3	1			S,T,M,VP,SC	2		
146249	Ahmedabad Karnavati Crusaders	06/08/2021	Active	160	153	24	129	416.13%	31	8	1		2	T,M,VP,SC	1	90+ Days	
146728	Ahmedabad Karnavati Divine	06/18/2021	Active	6	0	0	0	0.00%	6		19	1	None	P,S,T,M,VP SC	2	90+ Days	
146633	Ahmedabad Karnavati Dynamic	06/17/2021	Active	20	0	0	0	0.00%	20		1		3	P,T,M,VP,SC	1	90+ Days	
120263	Ahmedabad Karnavati Dzire Lioness	09/04/2013	Active	50	3	0	3	6.38%	40		3			N M,SC	0		
146153	Ahmedabad Karnavati Elite	05/18/2021	Active	40	25	19	6	17.65%	34	2	0			T,M,VP,SC	1		
146795	Ahmedabad Karnavati Engineers	06/18/2021	Active	27	0	0	0	0.00%	25		6			M,VP,SC	0		
146531	Ahmedabad Karnavati Events	06/16/2021	Cancelled(6*)	0	0	20	-20	-100.00%	22	3	3		None	P,S,T,M,VP SC	4	90+ Days	
146796	Ahmedabad Karnavati Founders	06/19/2021	Active	20	12	0	12	150.00%	8		0			M,VP,SC	2	90+ Days	
146245	Ahmedabad Karnavati Giants	06/02/2021	Active(1)	137	132	22	110	407.41%	27	10	1			T,M,VP,SC	2	90+ Days	
146803	Ahmedabad Karnavati Gulmohar	06/19/2021	Active	35	18	10	8	29.63%	27	5	1			T,M,VP,SC	2	90+ Days	
146771	Ahmedabad Karnavati Heroes	06/19/2021	Active(1)	1	5	37	-32	-96.97%	33	2	0		None	P,S,T,M,VP SC	1	90+ Days	
146132	Ahmedabad Karnavati Indians	05/18/2021	Active(1)	98	88	10	78	390.00%	20	2	0			S,T,M,VP,SC	2	90+ Days	
146539	Ahmedabad Karnavati Infotech Technocrats	06/16/2021	Active	21	0	0	0	0.00%	20		2		2	M,VP,SC	1	90+ Days	
146730	Ahmedabad Karnavati Jupiter	06/18/2021	Active	20	0	0	0	0.00%	20		10		2	M,VP,SC	1		
146532	Ahmedabad Karnavati Manchester	06/16/2021	Active	188	180	11	169	889.47%	19	4	0			S,T,M,VP,SC	2	90+ Days	
146802	Ahmedabad Karnavati Orchid	06/19/2021	Active	45	1	3	-2	-4.26%	47	2	1		2	S,T,M,VP,SC	1	90+ Days	



Club Health Assessment for District 3232B4 through March 2025

			Status	Membership							Reports					Finance		LCIF
Club Number	Club Name	Charter Date		Current Member Count	YTD Members Added	YTD Members Dropped	YTD Net Growth	YTD Net Growth%	Member Count 12 Months Ago	Avg. length of service for dropped members	Months Since Last MMR ***	Yrs. Since Last Officer Report	President Rotation	Vice President Reported ****	Months Since Last Activity Report ***	Account Balance	Donations for current Fiscal Year	
			Number of times on status quo within last two years	If below 15 members appears				If net loss is greater than 20% appears			If no report in 3 months appears in	When more than one year appears in	Number of repeat terms	Notes the officers that do not have an active	If no report at 12 months red			
145863	Ahmedabad Karnavati Pioneer	05/14/2021	Active	64	61	17	44	220.00%	20	3	0		2	T,M,VP,SC	1			
146164	Ahmedabad Karnavati Professional	05/18/2021	Active	0	0	15	-15	-100.00%	15	3	0		None	P,S,T,M,VP SC	2	90+ Days		
146167	Ahmedabad Karnavati Quest	05/18/2021	Active(1)	46	0	0	0	0.00%	44		6			M,VP,SC	2			
146506	Ahmedabad Karnavati Social	06/08/2021	Active	20	0	0	0	0.00%	20		1			T,M,VP,SC	2	90+ Days		
146246	Ahmedabad Karnavati Stars	06/08/2021	Cancelled(8*)	0	0	30	-30	-100.00%	30	2	0		None	P,S,T,M,VP SC	5	90+ Days		
146038	Ahmedabad Karnavati Superkings	05/18/2021	Active(1)	20	8	8	0	0.00%	20	4	0		2	T,M,VP,SC	1	90+ Days		
146134	Ahmedabad Karnavati Titans	05/18/2021	Active	13	0	2	-2	-13.33%	15	3	5		2	S,T,M,VP,SC	1	90+ Days		
146135	Ahmedabad Karnavati Transformer	05/18/2021	Active	37	31	9	22	146.67%	15	3	0		2	S,M,VP,SC	2			
146765	Ahmedabad Karnavati Travellers	06/18/2021	Active	0	0	12	-12	-100.00%	12	3	0		None	P,S,T,M,VP SC	1	90+ Days		
146149	Ahmedabad Karnavati Vision	05/18/2021	Active(1)	61	15	2	13	27.08%	42	6	4			M,VP,SC	1			
145883	Ahmedabad Karnavati Warriors	05/14/2021	Active	46	7	12	-5	-9.80%	22	1	3		2	S,T,M,VP,SC	0	90+ Days		
138078	Ahmedabad LML Educators	05/07/2019	Active(1)	212	8	0	8	3.92%	200		6			N M,VP,SC	1			
43818	AHMEDABAD SOLA	04/09/1984	Active	53	0	0	0	0.00%	65		9			S,T,M,VP,SC	1			
146662	Ahmedabad Sola Skum Educators	06/19/2021	Active(1)	5	0	4	-4	-44.44%	9	4	3			T,M,VP,SC	5	90+ Days		
146664	Ahmedabad Sola Skum Paramedico	06/19/2021	Active(1)	21	0	13	-13	-38.24%	18	2	3			M,VP,SC	0	90+ Days		
146457	Ahmedabd Karnavati Shanti Utsav	06/08/2021	Active(1)	18	0	0	0	0.00%	18		16	2	None	P,S,T,M,VP SC	1	90+ Days		
131742	Chhatral Industrial Area Centennial	07/10/2017	Active(1)	190	112	1	111	140.51%	27	20	5		2	N T,M,VP,SC	2		\$613.36	
31092	KALOL	07/10/1975	Active	101	0	0	0	0.00%	66		9			N P,S,VP	1	90+ Days	110,990.27	
43422	KALOL CITY	01/24/1984	Active(1)	28	0	14	-14	-33.33%	42	1	2			N	1	90+ Days		
61273	KALOL GREATER	11/18/1998	Active	85	38	127	-89	-51.15%	70	1	0			M,VP,SC	2			
61209	KALOL MID TOWN	10/29/1998	Active	39	4	4	0	0.00%	39	5	1		2	S,M,VP,SC	1		\$3,018.87	
117414	KALOL PANCHVATI	07/12/2012	Active(2)	10	0	2	-2	-16.67%	20	5	0		2	M,VP,SC	1	90+ Days		
144811	Vadasma Saketdham	01/06/2021	Active(1)	263	183	0	183	228.75%	30		0			N P,T,VP,SC	1	90+ Days		



Club Health Assessment for District 3232B4 through March 2025

			Status	Membership							Reports					Finance	LCIF
Club Number	Club Name	Charter Date		Current Member Count	YTD Members Added	YTD Members Dropped	YTD Net Growth	YTD Net Growth%	Member Count 12 Months Ago	Avg. length of service for dropped members	Months Since Last MMR ***	Yrs. Since Last Officer Report	President Rotation	Vice President Reported ****	Months Since Last Activity Report ***	Account Balance	Donations for current Fiscal Year
			Number of times on status quo within last two years	If below 15 members appears				If net loss is greater than 20% appears			If no report in 3 months appears in	When more than one year appears in	Number of repeat terms	Notes the officers that do not have an active	If no report at 12 months appears in red		

Clubs Cancelled Previous Fiscal Year – Clubs Cancelled within last 12 months may be reinstated

Club Number	Club Name	Charter Date	Current Status*	Cancellation Date
146314	Ahmedabad Feelings Dzire	06/14/2021	Cancelled(8*)	12/29/2023
146454	Ahmedabad Karnavati Ayurshanti	06/08/2021	Cancelled(8*)	02/29/2024
146731	Ahmedabad Karnavati Palash	06/18/2021	Cancelled(8*)	12/29/2023
146533	Ahmedabad Karnavati Zeal	06/19/2021	Cancelled(8*)	12/29/2023
154104	Chhatral Town	04/12/2023	Cancelled(8*)	12/29/2023
147417	Chhatral Warrior	07/08/2021	Cancelled(8*)	12/29/2023
154103	Isand	04/12/2023	Cancelled(8*)	12/29/2023
144445	Kalol Agiyar Gam Patidar	12/28/2020	Cancelled(8*)	12/29/2023
147202	Kalol City Greens	07/06/2021	Cancelled(8*)	12/29/2023
138141	Kalol Lady Educator	06/19/2019	Cancelled(8*)	12/29/2023

Current Total Clubs Count	YTD New Clubs Count	YTD Cancelled Clubs Count	YTD Net Club Gain	Current Total Members Count	YTD Add	YTD Drop	YTD Net Growth	YTD Net Growth %	Member Count 12 Months Ago	Average Member Count Per Club	% of Clubs with less than 20 members	% No MMR in 3 Months	% No Officer Report in 12 Months	% of Clubs with balance 90+ days	Number of Clubs in Status Quo	% Status Quo Clubs in Financial Suspension	Number of Cancelled Clubs	Average Cancelled Club Age	Members Lost Due to Cancellation	% of Clubs Cancelled for Non-Financial Reasons
63	3	2	1	3,868	2,006	1,187	819	26.86%	2,713	61	17%	46%	13%	65%	0	0%	2	16	50	-450%

* - P - Priority Club. Cancellation Reasons: 1-Objectives/conduct, 2-Non-active club, 5-Non-existing club, 6-Disbanding, 7-Merger, 8-Financial Suspension, 9-District/Multiple District Dues.

** - Abbreviation: P-President, S-Secretary, T-Treasurer, M-Member Chairperson, VP-First Vice President, MC-Communications Chairperson, SC-Service Chairperson

*** - Abbreviation: N/R - Never reported using the Lions Clubs website, N/A - Not applicable, No password registered for the Lions Clubs website.

**** - Abbreviation: N - New, IP - Immediate Past, R - Repeat.



Club Health Assessment for District 3232F1 through March 2025

			Status	Membership							Reports					Finance		LCIF
Club Number	Club Name	Charter Date		Current Member Count	YTD Members Added	YTD Members Dropped	YTD Net Growth	YTD Net Growth%	Member Count 12 Months Ago	Avg. length of service for dropped members	Months Since Last MMR ***	Yrs. Since Last Officer Report	President Rotation	Vice President Reported ****	Months Since Last Activity Report ***	Account Balance	Donations for current Fiscal Year	
			Number of times on status quo within last two years	If below 15 members appears				If net loss is greater than 20% appears			If no report in 3 months appears in	When more than one year appears in	Number of repeat terms	Notes the officers that do not have an active	If no report at 12 months red			
Clubs less than two years old																		
156630	Anand Central	02/16/2024	Cancelled(8*)	0	6	26	-20	-100.00%	20	1	2		None	P,S,T,M,VP SC	8	90+ Days		
178958	Baroda Finplan	09/30/2024	Active	15	20	5	15	100.00%	0	0	3			N	T,M,VP,SC	3		
176586	Baroda Navratna Royal	09/30/2024	Active	20	20	0	20	100.00%	0		6			N	M,VP,SC	7	90+ Days	
181114	Baroda Raj Sthan Elite	03/04/2025	Newly Chartered	20	20	0	20	100.00%	0		0				M,VP,SC	N/R		
179323	Baroda Rising Star	11/22/2024	Active	30	30	0	30	100.00%	0		0			N	M,SC	0		
175986	Baroda Royal Jambua	08/26/2024	Active	20	20	0	20	100.00%	0		5				M,VP,SC	N/R	90+ Days	
157594	Baroda Royal Nagari	04/02/2024	Cancelled(8*)	0	0	10	-10	-100.00%	0	1	9		None	P,S,T,M,VP SC	N/R	90+ Days		
178909	Baroda Samta Royal	09/30/2024	Active	20	20	0	20	100.00%	0		0			N	M,SC	N/R		
154400	Halol Sunrise	05/18/2023	Active(1)	62	0	0	0	0.00%	62		14	1	None	P,S,T,M,VP SC	20			
178937	Nadiad Royal	09/30/2024	Active	20	20	0	20	100.00%	0		6				M,VP,SC	N/R		
155347	Nadiad Santram Nagari	07/26/2023	Active(1)	11	0	11	-11	-50.00%	22	1	2		2	R	S,T,M,VP,SC	7	90+ Days	
179070	Nadiad Sunshine	10/10/2024	Active	24	24	0	24	100.00%	0		1				M,VP,SC	N/R	90+ Days	
157303	Tarapur Gold	02/16/2024	Active(1)	20	0	0	0	0.00%	20		0		2		T,M,VP,SC	1	90+ Days	
157024	Vadodara Mahavir	02/23/2024	Cancelled(8*)	0	0	20	-20	-100.00%	20	1	9		None	P,S,T,M,VP SC	N/R	90+ Days		
Clubs more than two years old																		
31637	AJWA	01/28/1976	Active	27	1	4	-3	-10.00%	34	10	1			N	T,M,VP,SC	1		
	Exc Award (06/30/2016, 06/30/2017, 06/30/20																	
26181	ANAND	09/18/1961	Active	117	6	2	4	3.54%	118	21	0			N	SC	0		
	Exc Award (06/30/2017, 06/30/2022, 06/30/20																	
97976	ANAND AMUL	11/07/2006	Active	20	0	0	0	0.00%	26		2			N	M,SC	2		
	Exc Award (06/30/2017, 06/30/2018)																	
145904	Anand Yuva	04/23/2021	Active	41	12	0	12	41.38%	42		3			N		1		
26183	BALASINOR	07/12/1972	Active	44	5	1	4	10.00%	44	17	5			N		2	\$11.98	
	Exc Award (06/30/2016, 06/30/2021)																	
26186	BARODA	01/06/1957	Active	67	2	1	1	1.52%	67	15	2			N	M,VP,SC	0	\$59.90	



Club Health Assessment for District 3232F1 through March 2025

			Status	Membership							Reports					Finance		LCIF
Club Number	Club Name	Charter Date		Current Member Count	YTD Members Added	YTD Members Dropped	YTD Net Growth	YTD Net Growth%	Member Count 12 Months Ago	Avg. length of service for dropped members	Months Since Last MMR ***	Yrs. Since Last Officer Report	President Rotation	Vice President Reported ****	Months Since Last Activity Report ***	Account Balance	Donations for current Fiscal Year	
			Number of times on status quo within last two years	If below 15 members appears				If net loss is greater than 20% appears			If no report in 3 months appears in	When more than one year appears in	Number of repeat terms	Notes the officers that do not have an active	If no report at 12 months appears in red			
Exc Award (06/30/2018)																		
89252	BARODA AASTHA	09/09/2005	Active	18	4	1	3	20.00%	12	13	0			N	T	1	\$17.97	
Exc Award (06/30/2018)																		
146418	Baroda Angel	06/10/2021	Active	10	7	0	7	233.33%	3		1		3		S,T,M,VP,SC	3		
146419	Baroda Apsara	06/10/2021	Active	9	7	0	7	350.00%	2		1		3		S,T,M,VP,SC	3		
146017	Baroda Astitva	05/12/2021	Active	96	32	0	32	50.00%	40		0		2	N	M,SC	12		
149169	Baroda Blood Bank	12/13/2021	Active	45	0	0	0	0.00%	45		6	1	None		P,S,T,M,VP SC	N/A		
146426	Baroda Blossoms	06/10/2021	Active	3	5	5	0	0.00%	3	0	3		3		S,T,M,VP,SC	3		
66645	BARODA CENTRAL NEW CENTURY	09/27/2002	Active	20	3	0	3	17.65%	16		8		2	R	VP	4		
67192	BARODA CHANDANAVATI	01/30/2003	Active	18	0	0	0	0.00%	31		9			N		17		
Exc Award (06/30/2016, 06/30/2017, 06/30/20)																		
97434	BARODA CITY	06/29/2006	Active	18	0	0	0	0.00%	30		10		2	R	P,VP	1	\$5.99	
Exc Award (06/30/2022)																		
145534	Baroda Diamond	03/22/2021	Active(1)	16	7	0	7	77.78%	9		1		5		S,T,M,VP,SC	3		
49816	BARODA FATEHGUNJ	08/21/1989	Active(1)	13	0	0	0	0.00%	22		8		2	N	M	20		
146420	Baroda Fusion	06/10/2021	Active(1)	4	1	0	1	33.33%	4		7		None		P,T,M,VP,SC	3		
145536	Baroda Gold	03/22/2021	Active(1)	9	7	0	7	350.00%	2		1		5		S,T,M,VP,SC	3		
146421	Baroda Gorgeous	06/11/2021	Active(1)	9	12	5	7	350.00%	2	0	1		2		S,T,M,VP,SC	3		
48955	BARODA GORWA	10/17/1988	Active	345	11	11	0	0.00%	347	5	0			N	M,SC	1	\$317.46	
Exc Award (06/30/2016, 06/30/2017, 06/30/20)																		
132141	Baroda Green	07/10/2017	Active	9	0	0	0	0.00%	9		5			N		1	\$11.98	
Exc Award (06/30/2018, 06/30/2021, 06/30/20)																		
131335	Baroda Gunjan	06/14/2017	Active	3	0	0	0	0.00%	6		0		3		M,VP,SC	17		
Exc Award (06/30/2018, 06/30/2019)																		
40187	BARODA HARANI AIRPORT	06/26/1981	Active	25	0	0	0	0.00%	30		5			N	SC	0		
Exc Award (06/30/2016, 06/30/2019, 06/30/20)																		
145864	Baroda Honney	04/12/2021	Cancelled(8*)	0	0	3	-3	-100.00%	3	2	12	1	None		P,S,T,M,VP SC	N/A	90+ Days	



Club Health Assessment for District 3232F1 through March 2025

			Status	Membership							Reports					Finance		LCIF
Club Number	Club Name	Charter Date		Current Member Count	YTD Members Added	YTD Members Dropped	YTD Net Growth	YTD Net Growth%	Member Count 12 Months Ago	Avg. length of service for dropped members	Months Since Last MMR ***	Yrs. Since Last Officer Report	President Rotation	Vice President Reported ****	Months Since Last Activity Report ***	Account Balance	Donations for current Fiscal Year	
			Number of times on status quo within last two years	If below 15 members appears					If net loss is greater than 20% appears			If no report in 3 months appears in	When more than one year appears in	Number of repeat terms	Notes the officers that do not have an active	If no report at 12 months appears in red		
144210	Baroda Horizon	12/28/2020	Active(2)	8	0	0	0	0.00%	17		7		2	N	M,SC	4		
Exc Award (06/30/2023)																		
145552	Baroda Jupiter	03/19/2021	Active	9	0	0	0	0.00%	11		8			N	T,M,SC	1		
97431	BARODA KALANAGARI	06/29/2006	Active	19	3	0	3	18.75%	22		5			R	S	1		\$11.98
Exc Award (06/30/2016, 06/30/2018, 06/30/2020)																		
150856	Baroda Kanha	05/26/2022	Active	10	1	1	0	0.00%	9	3	3			IP	SC	1		
35108	BARODA KARELI BAUG	02/14/1978	Active	58	7	3	4	7.41%	58	3	1			N	M	0		
Exc Award (06/30/2021, 06/30/2023)																		
138504	Baroda King	06/12/2019	Active(1)	454	153	0	153	50.83%	115		8		2	R	S,SC	0		
134160	Baroda Krishna	04/23/2018	Active	29	3	0	3	11.54%	29		3			N	P,T	0		\$17.97
Exc Award (06/30/2021, 06/30/2023)																		
55459	BARODA LALBAUG	03/24/1994	Active	28	2	3	-1	-3.45%	32	10	8		2	R	P,SC	0		\$17.97
Exc Award (06/30/2016)																		
47823	BARODA MANDVI	10/27/1987	Active	6	0	0	0	0.00%	6		12		None		P,T,M,VP,SC	7		
137552	Baroda Mangalam	04/15/2019	Active(2)	2	2	2	0	0.00%	2	6	0				T,M,VP,SC	20		
Exc Award (06/30/2019)																		
44784	BARODA MANJALPUR	03/11/1985	Active	16	1	6	-5	-23.81%	31	14	0			N	T,M,VP,SC	2		\$17.97
Exc Award (06/30/2016, 06/30/2017, 06/30/2020)																		
145538	Baroda Mars	03/19/2021	Active	9	7	0	7	350.00%	2		1		5		S,T,M,VP,SC	3		
145535	Baroda Moon	03/19/2021	Active	2	5	5	0	0.00%	2	0	3		5		S,T,M,VP,SC	3		
145537	Baroda Neptune	03/19/2021	Active(1)	8	7	0	7	700.00%	1		1		5		S,T,M,VP,SC	3		
146171	Baroda Net Zero	05/18/2021	Active(2)	11	0	0	0	0.00%	10		5			N	T,M,SC	1		
135295	Baroda Pandyavilla	06/19/2018	Active(1)	3	3	3	0	0.00%	3	6	0		2		M,VP,SC	3		
Exc Award (06/30/2023)																		
146422	Baroda Pari	06/10/2021	Active(1)	11	7	0	7	175.00%	4		1				S,T,M,VP,SC	3		
124182	Baroda Patidar	02/18/2015	Active	10	7	1	6	150.00%	4	5	1				M,VP,SC	3		
Exc Award (06/30/2018, 06/30/2023)																		
145539	Baroda Pearl	03/22/2021	Active(1)	20	11	0	11	122.22%	9		1		5		S,T,M,VP,SC	3		



Club Health Assessment for District 3232F1 through March 2025

			Status	Membership							Reports					Finance		LCIF
Club Number	Club Name	Charter Date		Current Member Count	YTD Members Added	YTD Members Dropped	YTD Net Growth	YTD Net Growth%	Member Count 12 Months Ago	Avg. length of service for dropped members	Months Since Last MMR ***	Yrs. Since Last Officer Report	President Rotation	Vice President Reported ****	Months Since Last Activity Report ***	Account Balance	Donations for current Fiscal Year	
			Number of times on status quo within last two years	If below 15 members appears				If net loss is greater than 20% appears			If no report in 3 months appears in	When more than one year appears in	Number of repeat terms	Notes the officers that do not have an active	If no report at 12 months appears in red			
146442	Baroda Pink Lady	06/15/2021	Active	9	7	0	7	350.00%	2		1		5	S,T,M,VP,SC	3			
145554	Baroda Platinum	03/22/2021	Active(1)	9	7	0	7	350.00%	2		1		5	S,T,M,VP,SC	3			
145540	Baroda Pluto	03/19/2021	Active	2	5	5	0	0.00%	2	0	3		5	S,T,M,VP,SC	3			
42241	BARODA PRATAPNAGAR	01/27/1983	Active(1)	6	0	0	0	0.00%	6		11	1	None	P,S,T,M,VP SC	20			
	Exc Award (06/30/2017)																	
146425	Baroda Princess	06/10/2021	Active	9	7	0	7	350.00%	2		1		5	S,T,M,VP,SC	3			
146423	Baroda Queens	06/15/2021	Active(1)	13	7	0	7	116.67%	6		1		2	S,T,M,VP,SC	3			
51083	BARODA RACECOURSE CIRCLE	11/26/1990	Active(1)	14	0	0	0	0.00%	16		9			N	1	90+ Days		
59690	BARODA SAKHI	06/09/1997	Active	21	2	3	-1	-4.55%	24	8	7			N	M,VP,SC	2		
	Exc Award (06/30/2016, 06/30/2017, 06/30/20)																	
138505	Baroda Samrat	06/13/2019	Active	435	8	0	8	1.87%	210		8			N	S,M,VP,SC	20		
45237	BARODA SANT KANWARNAGAR	06/30/1985	Active	6	2	1	1	20.00%	5	4	0		20	VP,SC	20			
	Exc Award (06/30/2018)																	
39323	BARODA SARDARNAGAR	01/22/1981	Active(1)	10	0	0	0	0.00%	10		8			R	M,SC	4		
	Exc Award (06/30/2018)																	
133682	Baroda Shaktivilla	02/02/2018	Active(1)	14	4	0	4	40.00%	17		6			M,VP,SC	1			
	Exc Award (06/30/2020, 06/30/2021, 06/30/20)																	
146424	Baroda Silk	06/15/2021	Active(1)	3	5	8	-3	-50.00%	6	4	3		2	S,T,M,VP,SC	3			
64938	BARODA SILVER	01/04/2002	Active(1)	6	1	0	1	20.00%	9		5			T,M,VP,SC	0			
	Exc Award (06/30/2018, 06/30/2021, 06/30/20)																	
48866	BARODA SOUTH	08/17/1988	Active	27	0	0	0	0.00%	28		7			R	M,SC	1		
	Exc Award (06/30/2018, 06/30/2022)																\$2,036.53	
50672	BARODA STADIUM	06/07/1990	Active	56	0	1	-1	-1.75%	57	23	2			N		4		
	Exc Award (06/30/2016, 06/30/2017, 06/30/20)																101,826.56	
134850	Baroda Star	06/12/2018	Active(2)	5	2	0	2	66.67%	4		3		None	P,M,VP,SC	4			
88847	BARODA SUN CITY	06/30/2005	Active(1)	7	0	0	0	0.00%	7		40	3	None	P,S,T,M,VP SC	20			
	Exc Award (06/30/2018)																	



Club Health Assessment for District 3232F1 through March 2025

			Status	Membership							Reports					Finance	LCIF
Club Number	Club Name	Charter Date		Current Member Count	YTD Members Added	YTD Members Dropped	YTD Net Growth	YTD Net Growth%	Member Count 12 Months Ago	Avg. length of service for dropped members	Months Since Last MMR ***	Yrs. Since Last Officer Report	President Rotation	Vice President Reported ****	Months Since Last Activity Report ***	Account Balance	Donations for current Fiscal Year
			Number of times on status quo within last two years	If below 15 members appears				If net loss is greater than 20% appears			If no report in 3 months appears in	When more than one year appears in	Number of repeat terms	Notes the officers that do not have an active	If no report at 12 months appears in red		
138506	Baroda Sunshine	06/13/2019	Active	23	4	5	-1	-4.17%	27	4	3			N	4		
	Exc Award (06/30/2021, 06/30/2022, 06/30/2023)																
144689	Baroda Surnagari	01/03/2021	Active(1)	3	1	0	1	50.00%	2		7		None	P,S,T,M,VP SC	20		
52803	BARODA TARAMANDAL	04/02/1992	Active(1)	16	0	0	0	0.00%	20		9			P,T,M,VP,SC	2		
	Exc Award (06/30/2016, 06/30/2017)																
46560	BARODA TARSALI	09/08/1986	Active	28	0	1	-1	-3.45%	37	8	1			N	VP	6	\$17.97
	Exc Award (06/30/2017, 06/30/2021)																
146313	Baroda Trinetri	06/03/2021	Active(2)	2	1	0	1	100.00%	1		2			S,T,M,VP,SC	3		
146039	Baroda Udaan	05/12/2021	Active(2)	3	0	0	0	0.00%	3		15		3	S,T,M,VP,SC	17	90+ Days	
145533	Baroda Venus	03/19/2021	Active(1)	9	7	0	7	350.00%	2		1			S,T,M,VP,SC	3		
106592	BARODA VIBRANT	09/10/2009	Active(2)	4	0	0	0	0.00%	2		10			VP,SC	20		
	Exc Award (06/30/2016, 06/30/2017)																
51288	BARODA VIP	02/04/1991	Active	53	0	0	0	0.00%	52		5			N	3		\$11.98
	Exc Award (06/30/2016, 06/30/2018, 06/30/2020)																
36530	BARODA VISHWAMITRI	01/05/1979	Active	75	9	13	-4	-5.06%	73	4	0			N	M,SC	3	
	Exc Award (06/30/2016, 06/30/2021, 06/30/2023)																
50438	BARODA WEST	04/12/1990	Active(1)	20	0	2	-2	-9.09%	22	19	8			N	T	1	\$17.97
	Exc Award (06/30/2017)																
144049	Bhadran Royal	12/15/2020	Active(1)	2	0	0	0	0.00%	2		15		3	M,VP,SC	16		
117770	BORSAD CITY	09/04/2012	Active	21	0	0	0	0.00%	21		3			N	VP	3	\$23.96
	Exc Award (06/30/2021)																
26193	CAMBAY	03/05/1961	Active	31	0	1	-1	-3.13%	42	2	3			N	P,T,VP	5	
	Exc Award (06/30/2018, 06/30/2021)																
26197	DABHOI	11/27/1966	Active(1)	20	0	3	-3	-13.04%	27	15	0			N	P,T,M	6	
	Exc Award (06/30/2016, 06/30/2022)																
123571	Dahod Ability Mandav Road	11/06/2014	Active(2)	40	0	0	0	0.00%	40		4			N	VP	20	
	Exc Award (06/30/2016, 06/30/2018)																
124400	Dahod City	03/11/2015	Active(2)	15	17	18	-1	-6.25%	16	9	0		2	M,VP,SC	5		



Club Health Assessment for District 3232F1 through March 2025

			Status	Membership							Reports					Finance	LCIF		
Club Number	Club Name	Charter Date		Current Member Count	YTD Members Added	YTD Members Dropped	YTD Net Growth	YTD Net Growth%	Member Count 12 Months Ago	Avg. length of service for dropped members	Months Since Last MMR ***	Yrs. Since Last Officer Report	President Rotation	Vice President Reported ****	Months Since Last Activity Report ***	Account Balance	Donations for current Fiscal Year		
			Number of times on status quo within last two years	If below 15 members appears					If net loss is greater than 20% appears					If no report in 3 months appears in	When more than one year appears in	Number of repeat terms	Notes the officers that do not have an active	If no report at 12 months appears in red	
Exc Award (06/30/2021)			Active	5	1	8	-7	-58.33%	14	5	4				P,VP,SC	2	90+ Days		
134712 Dahod Godi Road 05/15/2018				25	6	0	6	31.58%	32	6			N	M,SC	3				
141984 Dakor Pilgrim 07/01/2020				6	0	0	0	0.00%	8	9			R	M,SC	5				
149208 Dakor Shreeji 12/13/2021				20	1	1	0	0.00%	20	4	0	1	None	P,S,T,M,VP SC	15				
Exc Award (06/30/2022)			Active(1)	9	0	1	-1	-10.00%	11	5	8		3	N	SC	8	90+ Days		
29325 DOHAD 05/03/1974				48	1	1	0	0.00%	51	6	2		N	T	1				
26209 FERTILISER NAGAR L C 05/18/1966				2	0	1	-1	-33.33%	3	4	3		2	T,M,VP,SC	7				
29435 GODHRA 05/28/1974				26	0	2	-2	-7.14%	27	4	7			M,VP,SC	0				
Exc Award (06/30/2017, 06/30/2019)			Active(1)	61	25	0	25	69.44%	31		1			N	T,M,SC	1	90+ Days		
146351 Godhra Five star 06/08/2021				51	0	0	0	0.00%	55	9			N	P,VP,SC	20				
136602 Gulf of Cambay 10/15/2018				0	0	15	-15	-100.00%	15	4	15	1	None	P,S,T,M,VP SC	24+				
26214 HALOL 07/11/1973				24	0	0	0	0.00%	30	9			N	P,T,M,VP,SC	5				
Exc Award (06/30/2016, 06/30/2018, 06/30/20)			Active	15	1	1	0	0.00%	19	2	8				M,VP,SC	2	90+ Days	\$11.98	
31830 JHALOD 03/05/1976				23	0	1	-1	-4.17%	24	7	2			P,T,M,VP,SC	2				
Exc Award (06/30/2016, 06/30/2018)				16	0	2	-2	-11.11%	21	10	2			R	T,SC	5			
144575 Kaleshwari 01/03/2021				28	0	0	0	0.00%	28	12				M,VP,SC	14				
26221 KAPADWANJ 07/30/1963			Active(1)															90+ Days	
39324 KARAMSAD 01/15/1981																			
Exc Award (06/30/2016, 06/30/2018, 06/30/20)																			
39481 KHEDA 02/20/1981																			
Exc Award (06/30/2018)			Active(1)															90+ Days	
61551 LIMDI 02/24/1999																			
Exc Award (06/30/2018)																			
33477 LUNAWADA 03/14/1977																			



Club Health Assessment for District 3232F1 through March 2025


			Status	Membership							Reports					Finance		LCIF
Club Number	Club Name	Charter Date		Current Member Count	YTD Members Added	YTD Members Dropped	YTD Net Growth	YTD Net Growth%	Member Count 12 Months Ago	Avg. length of service for dropped members	Months Since Last MMR ***	Yrs. Since Last Officer Report	President Rotation	Vice President Reported ****	Months Since Last Activity Report ***	Account Balance	Donations for current Fiscal Year	
			Number of times on status quo within last two years	If below 15 members appears				If net loss is greater than 20% appears			If no report in 3 months appears in	When more than one year appears in	Number of repeat terms	Notes the officers that do not have an active	If no report at 12 months appears in red			
Exc Award (06/30/2016, 06/30/2018)																		
133729	Lunawada Mahisagar	02/01/2018	Active(1)	3	0	0	0	0.00%	9		9		2	M,VP,SC	20			
26231	NADIAD	03/26/1961	Active	57	8	4	4	7.55%	72	4	0		N	T,VP,SC	5			
Exc Award (06/30/2017, 06/30/2023)																		
63849	NADIAD NATPUR	01/02/2001	Active	18	3	1	2	12.50%	24	1	1			T,M,VP,SC	8		\$11.98	
Exc Award (06/30/2016)																		
144768	Nadiad Saheli	01/03/2021	Active(1)	3	0	0	0	0.00%	7		9	1	None	P,S,T,M,VP SC	13			
98161	NADIAD SAKSHARNAGARI	01/01/2007	Active(2)	11	0	15	-15	-57.69%	26	3	2		3	S,M,VP,SC	20			
Exc Award (06/30/2018)																		
125720	Nadiad Vibrant	08/31/2015	Active	6	0	0	0	0.00%	25		9		N	T,VP,SC	1			
Exc Award (06/30/2017)																		
28239	NANDESARI	03/26/1974	Active	38	12	1	11	40.74%	28	2	3		N	M,SC	0			
Exc Award (06/30/2021)																		
26241	PETLAD	05/19/1970	Active	63	8	8	0	0.00%	89	3	0		N		1			
Exc Award (06/30/2018, 06/30/2019, 06/30/20)																		
26269	UMRETH	12/01/1963	Active	18	5	0	5	38.46%	13		2		3	N	T,SC	3	\$718.78	
Exc Award (06/30/2021)																		
150544	Vadodara Bullbell Villa	04/27/2022	Cancelled(8*)	0	0	22	-22	-100.00%	22	3	3	2	None	P,S,T,M,VP SC	24+	90+ Days		
150319	Vadodara Laksh Villa	04/22/2022	Cancelled(8*)	0	360	363	-3	-100.00%	3	2	2		None	P,S,T,M,VP SC	2	90+ Days		
142589	Vadodara New Sanskarnagari	08/12/2020	Active	14	0	0	0	0.00%	16		9			M,VP,SC	1		\$5.99	
144334	Vadodara Shangrila	01/03/2021	Active	10	1	1	0	0.00%	15	6	2		R	M,SC	2		\$11.98	
133263	Vidyanagar	12/28/2017	Active	3	0	2	-2	-40.00%	5	7	1			P,M,VP,SC	20			
31061	VITHAL UDYOGNAGAR	06/30/1975	Active	79	11	0	11	16.18%	68		3		N	SC	7			
Exc Award (06/30/2016)																		

Clubs Cancelled Previous Fiscal Year – Clubs Cancelled within last 12 months may be reinstated

Club Number	Club Name	Charter Date	Current Status*	Cancellation Date
146337	Baroda Helping Hand	06/09/2021	Cancelled(8*)	12/29/2023



Club Health Assessment for District 3232F1 through March 2025



Club Number	Club Name	Charter Date	Status	Membership								Reports					Finance		LCIF	
				Current Member Count	YTD Members Added	YTD Members Dropped	YTD Net Growth	YTD Net Growth%	Member Count 12 Months Ago	Avg. length of service for dropped members	Months Since Last MMR ***	Yrs. Since Last Officer Report	President Rotation	Vice President Reported ****	Months Since Last Activity Report ***	Account Balance	Donations for current Fiscal Year			
			Number of times on status quo within last two years	If below 15 members appears				If net loss is greater than 20% appears			If no report in 3 months appears in	When more than one year appears in	Number of repeat terms	Notes the officers that do not have an active	If no report at 12 months appears in red					
146523	Baroda Jalaram	06/17/2021	Cancelled(6*)	08/29/2023																
146322	Baroda King Empathy	06/10/2021	Cancelled(8*)	10/29/2023																
146311	Baroda King Rani	06/10/2021	Cancelled(8*)	09/29/2023																
144688	Baroda Legacy	01/04/2021	Cancelled(8*)	12/29/2023																
145532	Baroda Mercury	03/22/2021	Cancelled(8*)	12/29/2023																
146455	Baroda Shaktivilla Disha	06/19/2021	Cancelled(8*)	12/29/2023																
144214	Sanjeli Palace	12/21/2020	Cancelled(8*)	12/29/2023																
144633	Tarapur	01/04/2021	Cancelled(8*)	10/29/2023																
110799	VADODARA PRATAP GREATER	04/15/2011	Cancelled(6*)	07/29/2023																
145905	Vaso Vasundhara	04/21/2021	Cancelled(8*)	02/29/2024																
Current Total Clubs Count	YTD New Clubs Count	YTD Cancelled Clubs Count	YTD Net Club Gain	Current Total Members Count	YTD Add	YTD Drop	YTD Net Growth	YTD Net Growth %	Member Count 12 Months Ago	Average Member Count Per Club	% of Clubs with less than 20 members	% No MMR in 3 Months	% No Officer Report in 12 Months	% of Clubs with balance 90+ days	Number of Clubs in Status Quo	% Status Quo Clubs in Financial Suspension	Number of Cancelled Clubs	Average Cancelled Club Age	Members Lost Due to Cancellation	% of Clubs Cancelled for Non-Financial Reasons
117	8	7	1	3,660	1,060	640	420	12.96%	3,071	31	56%	56%	5%	7%	0	0%	7	8	459	-129%

* - P - Priority Club. Cancellation Reasons: 1-Objectives/conduct, 2-Non-active club, 5-Non-existing club, 6-Disbanding, 7-Merger, 8-Financial Suspension, 9-District/Multiple District Dues.

** - Abbreviation: P-President, S-Secretary, T-Treasurer, M-Member Chairperson, VP-First Vice President, MC-Communications Chairperson, SC-Service Chairperson

*** - Abbreviation: N/R - Never reported using the Lions Clubs website, N/A - Not applicable, No password registered for the Lions Clubs website.

**** - Abbreviation: N - New, IP - Immediate Past, R - Repeat.



Club Health Assessment for District 3232F2 through March 2025

			Status	Membership							Reports					Finance		LCIF
Club Number	Club Name	Charter Date		Current Member Count	YTD Members Added	YTD Members Dropped	YTD Net Growth	YTD Net Growth%	Member Count 12 Months Ago	Avg. length of service for dropped members	Months Since Last MMR ***	Yrs. Since Last Officer Report	President Rotation	Vice President Reported ****	Months Since Last Activity Report ***	Account Balance	Donations for current Fiscal Year	
			Number of times on status quo within last two years	If below 15 members appears				If net loss is greater than 20% appears			If no report in 3 months appears in	When more than one year appears in	Number of repeat terms	Notes the officers that do not have an active	If no report at 12 months appears in red			
Clubs less than two years old																		
155217	Ankleshwar City	07/25/2023	Active(1)	11	4	4	0	0.00%	20	1	2			N	SC	6		
	Exc Award (06/30/2024)																	
156145	Ankleshwar Ugam	12/15/2023	Cancelled(8*)	0	0	20	-20	-100.00%	20	1	2	1	None	P,S,T,M,VP SC	8	90+ Days		
153228	Bharuch M K College Campus	04/10/2023	Cancelled(8*)	0	0	18	-18	-100.00%	18	2	3		None	P,S,T,M,VP SC	4	90+ Days		
174178	Bhilad Town	08/16/2024	Active	20	20	0	20	100.00%	0		0			M,VP,SC	0			
177966	Chikhli CASPS College Campus	09/05/2024	Active	23	23	0	23	100.00%	0		6			M,VP,SC	2			
179121	Dediyapada Women	10/15/2024	Active	20	20	0	20	100.00%	0		5			M,VP,SC	2	90+ Days		
156480	Dharampur Shri Vanraj College Campus	11/23/2023	Active	20	0	0	0	0.00%	20		16	1	None	P,S,T,M,VP SC	7	90+ Days		
157838	Kim Navchetan	04/05/2024	Cancelled(8*)	0	0	20	-20	-100.00%	0	1	2		None	P,S,T,M,VP SC	7	90+ Days		
158006	Mangrol Mahila Unnati Mandal	04/10/2024	Active	20	0	0	0	0.00%	0		5		2	S,T,M,VP,SC	7	90+ Days		
156121	Surat Friends	09/25/2023	Active(1)	15	0	5	-5	-25.00%	20	1	2		2	M,VP,SC	8			
172279	Surat Gold	06/21/2024	Active	6	0	14	-14	-70.00%	0	1	1		2	N	T,M,SC	2	90+ Days	
155196	Surat River side	07/14/2023	Active(1)	10	10	22	-12	-54.55%	20	2	0			M,VP,SC	7			
157099	Surat Sarthana	02/26/2024	Cancelled(8*)	0	0	20	-20	-100.00%	20	1	2		None	P,S,T,M,VP SC	8	90+ Days		
158067	Surat Shraddha	05/02/2024	Active	20	0	0	0	0.00%	0		10		None	P,S,T,M,VP SC	7			
172371	Surat Solitaire	06/21/2024	Active	22	2	0	2	10.00%	0		4		2	M,VP,SC	6			
175950	Valsad B.K.M.Science College Campus	08/09/2024	Active	20	20	0	20	100.00%	0		7			M,VP,SC	N/R			
156273	Valsad JP Shroff Arts College Campus	10/18/2023	Active	20	0	0	0	0.00%	20		17	1	None	P,S,T,M,VP SC	7	90+ Days		
154859	Vapi Bohra	06/21/2023	Active	9	0	0	0	0.00%	20		9	1	None	P,S,T,M,VP SC	2			
157549	Vapi Dream	02/26/2024	Active(1)	19	2	3	-1	-5.00%	20	1	2			VP	8			
154726	Vapi Mahakal	06/19/2023	Cancelled(8*)	0	0	1	-1	-100.00%	20	2	3		None	P,S,T,M,VP SC	7	90+ Days		
177642	Vapi Transporters	08/19/2024	Active(1)	20	21	1	20	100.00%	0	0	7			M,VP,SC	0			
Clubs more than two years old																		



Club Health Assessment for District 3232F2 through March 2025

			Status	Membership							Reports					Finance		LCIF
Club Number	Club Name	Charter Date		Current Member Count	YTD Members Added	YTD Members Dropped	YTD Net Growth	YTD Net Growth%	Member Count 12 Months Ago	Avg. length of service for dropped members	Months Since Last MMR ***	Yrs. Since Last Officer Report	President Rotation	Vice President Reported ****	Months Since Last Activity Report ***	Account Balance	Donations for current Fiscal Year	
			Number of times on status quo within last two years	If below 15 members appears				If net loss is greater than 20% appears			If no report in 3 months appears in	When more than one year appears in	Number of repeat terms	Notes the officers that do not have an active	If no report at 12 months red			
63005	AHWA - DANGS	03/31/2000	Active(1)	2	0	0	0	0.00%	2		21	1	None	P,S,T,M,VP SC	8			
107635	AMALSAD	02/22/2010	Active	32	4	0	4	14.29%	41		8		2	N	P,T,M,SC	7		
	Exc Award (06/30/2023)																	
148002	Ankleshwar Garden City	09/06/2021	Active(1)	20	20	9	11	122.22%	9	3	3			N		1	\$1,000.30	
38004	ANKLESHWAR IND AREA	01/24/1980	Active	72	1	1	0	0.00%	73	38	1			N	SC	0	\$1,018.27	
	Exc Award (06/30/2018, 06/30/2023, 06/30/2024)																	
137765	Ankleshwar Queens	04/26/2019	Cancelled(8*)	0	0	8	-8	-100.00%	8	4	3	1	None	P,S,T,M,VP SC	19	90+ Days		
135265	Ankleshwar Women	06/19/2018	Active	60	1	0	1	1.69%	60		2			N	SC	0	\$1,000.30	
	Exc Award (06/30/2023)																	
55449	ANTALIA	03/21/1994	Active	104	12	14	-2	-1.89%	106	11	0			N		2	\$2,000.60	
	Exc Award (06/30/2016, 06/30/2019, 06/30/2020)																	
26185	BARDOLI	02/21/1968	Active	25	0	0	0	0.00%	24		10			N	P,SC	8		
	Exc Award (06/30/2016, 06/30/2023, 06/30/2024)																	
26191	BHARUCH	09/02/1962	Active	31	9	3	6	24.00%	29	4	2			N	M,SC	0		
	Exc Award (06/30/2017, 06/30/2020, 06/30/2024)																	
136188	Bhilad Aradhana	09/25/2018	Active(1)	11	0	0	0	0.00%	12		2				M,VP,SC	0		
	Exc Award (06/30/2019, 06/30/2023)																	
26188	BILIMORA	04/16/1965	Active	28	1	1	0	0.00%	30	8	1			R	T	3		
	Exc Award (06/30/2018, 06/30/2023, 06/30/2024)																	
59007	BILIMORA YUGMA	01/02/1997	Active	39	1	16	-15	-27.78%	56	5	2		None	P,S,T,M,VP SC	1			
	Exc Award (06/30/2016, 06/30/2018, 06/30/2020)																	
26192	BULSAR	11/22/1959	Active(1)	52	0	3	-3	-5.45%	85	12	3				P,M,VP,SC	8		
	Exc Award (06/30/2016, 06/30/2018, 06/30/2020)																	
26196	CHIKHLI	04/16/1965	Active	80	6	1	5	6.67%	78	60	3			N	VP,SC	0		
	Exc Award (06/30/2018, 06/30/2019, 06/30/2020)																	
26198	DAMAN	06/29/1965	Active	42	0	0	0	0.00%	46		9			N	VP	0	\$1,506.43	
	Exc Award (06/30/2017, 06/30/2018, 06/30/2020)																	
152146	Dediyapada	08/25/2022	Cancelled(8*)	0	0	20	-20	-100.00%	20	2	2		None	P,S,T,M,VP SC	8	90+ Days		
	Exc Award (06/30/2023)																	



Club Health Assessment for District 3232F2 through March 2025

			Status	Membership							Reports					Finance		LCIF
Club Number	Club Name	Charter Date		Current Member Count	YTD Members Added	YTD Members Dropped	YTD Net Growth	YTD Net Growth%	Member Count 12 Months Ago	Avg. length of service for dropped members	Months Since Last MMR ***	Yrs. Since Last Officer Report	President Rotation	Vice President Reported ****	Months Since Last Activity Report ***	Account Balance	Donations for current Fiscal Year	
			Number of times on status quo within last two years	If below 15 members appears	If net loss is greater than 20% appears					If no report in 3 months appears in	When more than one year appears in	Number of repeat terms	Notes the officers that do not have an active	If no report at 12 months appears in red				
152150	Dharampur State	08/18/2022	Active(1)	15	6	0	6	66.67%	13		8			N	VP	0		
	Exc Award (06/30/2023)																	
26210	GANDEVI	01/12/1969	Active	29	6	0	6	26.09%	26		8		2	R	M,VP	1		
	Exc Award (06/30/2018, 06/30/2019, 06/30/2020)																	
144685	Kosamba Excellence	01/05/2021	Active(2)	9	10	11	-1	-10.00%	8	3	0				M,VP,SC	7		
	Exc Award (06/30/2023)																	
26225	MADHI	10/29/1967	Active	12	1	1	0	0.00%	12	8	2		4		M,VP,SC	8		
	Exc Award (06/30/2023)																	
107746	MANDVI TOWN	03/08/2010	Active	7	0	4	-4	-36.36%	15	5	3			N	P,T,VP,SC	7		
	Exc Award (06/30/2016)																	
26233	NAVSARI	06/02/1957	Active	54	2	0	2	3.85%	53		7			N	S	0		\$100.03
	Exc Award (06/30/2016, 06/30/2022, 06/30/2023)																	
44130	NAVSARI MIDTOWN	06/28/1984	Active	29	0	3	-3	-9.38%	32	9	0			N	VP	0		
	Exc Award (06/30/2016, 06/30/2017, 06/30/2020)																	
152775	Panoli Ind Area	10/04/2022	Active(1)	39	0	0	0	0.00%	39		0			N	M,SC	8		\$2,012.57
	Exc Award (06/30/2023, 06/30/2024)																	
26239	PARDI	07/07/1971	Active(2)	14	0	5	-5	-26.32%	19	3	3		2	N	S	0		
	Exc Award (06/30/2016, 06/30/2018)																	
135472	Pardi Pearl	08/01/2018	Active(1)	26	0	0	0	0.00%	28		9			N	P,M,SC	6		
	Exc Award (06/30/2019, 06/30/2023)																	
26248	RANDER ADAJAN L C	01/24/1970	Active(1)	10	1	0	1	11.11%	13		3				M,VP,SC	2		
	Exc Award (06/30/2023)																	
107100	SARIGAM BHILAD	12/18/2009	Active(1)	13	2	16	-14	-51.85%	51	8	3		None		P,M,VP,SC	2		
	Exc Award (06/30/2016, 06/30/2018, 06/30/2020)																	
39482	SILVASA	02/26/1981	Active	118	2	11	-9	-7.09%	136	5	3			N		0		
	Exc Award (06/30/2016, 06/30/2017, 06/30/2020)																	
153645	Songadh Ukai	02/13/2023	Active	12	0	0	0	0.00%	12		6				M,VP,SC	19		
	Exc Award (06/30/2023)																	
26260	SURAT	02/24/1957	Active	53	6	3	3	6.00%	48	21	2			N	M	0	90+ Days	\$207.25




Club Health Assessment for District 3232F2 through March 2025

			Status	Membership							Reports					Finance		LCIF
Club Number	Club Name	Charter Date		Current Member Count	YTD Members Added	YTD Members Dropped	YTD Net Growth	YTD Net Growth%	Member Count 12 Months Ago	Avg. length of service for dropped members	Months Since Last MMR ***	Yrs. Since Last Officer Report	President Rotation	Vice President Reported ****	Months Since Last Activity Report ***	Account Balance	Donations for current Fiscal Year	
			Number of times on status quo within last two years	If below 15 members appears				If net loss is greater than 20% appears			If no report in 3 months appears in	When more than one year appears in	Number of repeat terms	Notes the officers that do not have an active	If no report at 12 months appears in red			
Exc Award (06/03/2016, 06/30/2018, 06/30/2020)			Cancelled(8*)	0	0	17	-17	-100.00%	10	2	0		None	P,S,T,M,VP SC	5	90+ Days		
135136	Surat Angels	06/19/2018																
Exc Award (06/30/2023, 06/30/2024)			Active(1)	43	0	2	-2	-4.44%	75	2	4		3	N	S,VP,SC	5		
46780	SURAT ATHWA LINES	12/18/1986																
Exc Award (06/30/2018, 06/30/2019, 06/30/2020)			Active	12	0	0	0	0.00%	15		9			N	T,M,VP,SC	8	\$59.90	
138633	Surat Blossom	06/18/2019																
Exc Award (06/30/2023)			Active	43	5	0	5	13.16%	42		3			R	VP,SC	1	\$1,000.30	
107170	SURAT CITY LIGHT	01/04/2010																
Exc Award (06/30/2016, 06/30/2017, 06/30/2020)			Active	132	10	0	10	8.20%	127		2			N	T	0		
131600	Surat Crystal	07/14/2017																
Exc Award (06/30/2018, 06/30/2019, 06/30/2020)			Active(2)	3	1	9	-8	-72.73%	12	2	1			T,M,VP,SC	5			
136114	Surat Diamond City	08/06/2018																
Exc Award (06/30/2019, 06/30/2023)			Active(1)	60	0	0	0	0.00%	60		1		5	M,VP,SC	8			
62216	SURAT EAST	06/28/1999																
Exc Award (06/30/2023)			Active	13	1	1	0	0.00%	16	0	0			N		6	\$129.98	
77487	SURAT GREEN CITY	08/28/2003																
Exc Award (06/30/2016, 06/30/2018, 06/30/2020)			Active	97	0	9	-9	-8.49%	108	18	0			N		2	\$1,000.30	
34141	SURAT KHATODARA	06/16/1977																
Exc Award (06/30/2017, 06/30/2023)			Cancelled(8*)	0	0	8	-8	-100.00%	2	1	3		None	P,S,T,M,VP SC	5	90+ Days		
137850	Surat Lawyers	04/22/2019																
Exc Award (06/30/2023)			Active	23	0	0	0	0.00%	23		4			N	M,SC	5		
132041	Surat Legendary	07/27/2017																
Exc Award (06/30/2023)			Active(1)	10	1	5	-4	-28.57%	14	1	0			M,VP,SC	4			
129502	Surat Limbayat SEZ	12/19/2016																
Exc Award (06/30/2018, 06/30/2023, 06/30/2020)			Active	19	0	0	0	0.00%	19		10			M,VP,SC	8			
60867	SURAT MAITRI	06/08/1998																
Exc Award (06/30/2016, 06/30/2018, 06/30/2020)			Active	27	0	0	0	0.00%	39		7			N	M,VP	6		
43945	SURAT MID WEST	05/14/1984																
Exc Award (06/30/2016, 06/30/2017, 06/30/2020)			Active(1)	16	0	0	0	0.00%	16		8		2	N	M	1		
48004	SURAT MIDTOWN	12/31/1987																



Club Health Assessment for District 3232F2 through March 2025

			Status	Membership							Reports					Finance		LCIF
Club Number	Club Name	Charter Date		Current Member Count	YTD Members Added	YTD Members Dropped	YTD Net Growth	YTD Net Growth%	Member Count 12 Months Ago	Avg. length of service for dropped members	Months Since Last MMR ***	Yrs. Since Last Officer Report	President Rotation	Vice President Reported ****	Months Since Last Activity Report ***	Account Balance	Donations for current Fiscal Year	
			Number of times on status quo within last two years	If below 15 members appears					If net loss is greater than 20% appears			If no report in 3 months appears in	When more than one year appears in	Number of repeat terms	Notes the officers that do not have an active	If no report at 12 months appears in red		
Exc Award (06/30/2018, 06/30/2023)																		
107472	SURAT NAKODA	02/10/2010	Active(1)	66	4	4	0	0.00%	66	5	1			N VP	2		\$299.49	
Exc Award (06/30/2002, 06/30/2016, 06/30/2023)																		
26261	SURAT NORTH	01/12/1969	Active	94	1	5	-4	-4.08%	111	9	2			N	0			
Exc Award (06/30/2018, 06/30/2019, 06/30/2023)																		
64925	SURAT PARLE POINT	01/15/2002	Active(1)	41	2	0	2	5.13%	39		6			N SC	4			
Exc Award (06/30/2018, 06/30/2023)																		
133394	Surat Presidency	02/15/2018	Active	7	0	0	0	0.00%	7		11		None	P,S,T,M,VP SC	2			
118102	SURAT ROYALS	10/23/2012	Active(1)	53	5	0	5	10.42%	46		3			N	5			
Exc Award (06/30/2016, 06/30/2018, 06/30/2023)																		
134960	Surat Saavji	06/18/2018	Active(1)	8	1	4	-3	-27.27%	11	5	1			N	0			
Exc Award (06/30/2019, 06/30/2023)																		
128293	Surat Samarpan	07/19/2016	Active	22	0	1	-1	-4.35%	22	3	1		2	R VP	4			
Exc Award (06/30/2018, 06/30/2022)																		
44677	SURAT SARDAR MARKET	02/07/1985	Active	40	0	0	0	0.00%	44		7			N M,VP,SC	0			
Exc Award (06/30/2016, 06/30/2018, 06/30/2023)																		
134247	Surat Setu	04/23/2018	Active(1)	9	0	7	-7	-43.75%	16	6	0			M,VP,SC	7			
Exc Award (06/30/2019, 06/30/2023)																		
151750	Surat Shaurya	07/15/2022	Cancelled(8*)	0	0	5	-5	-100.00%	5	3	3		None	P,S,T,M,VP SC	7	90+ Days		
43561	SURAT SILK CITY	02/21/1984	Active	108	28	0	28	35.00%	84		1			R T,M,SC	1		\$503.14	
Exc Award (06/30/2016, 06/30/2018, 06/30/2023)																		
136179	Surat Smart City	08/06/2018	Active	59	3	0	3	5.36%	59		3			N T,VP	0		\$161.13	
Exc Award (06/30/2019, 06/30/2023)																		
126028	Surat Spandan	11/05/2015	Cancelled(8*)	0	0	11	-11	-100.00%	11	7	3		None	P,S,T,M,VP SC	19	90+ Days		
Exc Award (06/30/2019)																		
107462	SURAT SURYAPUTRI	02/10/2010	Active(1)	15	0	0	0	0.00%	15		9		2	P,M,VP,SC	5			
Exc Award (06/30/2016, 06/30/2017, 06/30/2023)																		
26267	UDHNA	04/16/1964	Active	3	0	0	0	0.00%	3		8		None	P,M,VP,SC	7			
Exc Award (06/30/2017)																		




Club Health Assessment for District 3232F2 through March 2025

			Status	Membership							Reports					Finance		LCIF
Club Number	Club Name	Charter Date		Current Member Count	YTD Members Added	YTD Members Dropped	YTD Net Growth	YTD Net Growth%	Member Count 12 Months Ago	Avg. length of service for dropped members	Months Since Last MMR ***	Yrs. Since Last Officer Report	President Rotation	Vice President Reported ****	Months Since Last Activity Report ***	Account Balance	Donations for current Fiscal Year	
			Number of times on status quo within last two years	If below 15 members appears				If net loss is greater than 20% appears			If no report in 3 months appears in	When more than one year appears in	Number of repeat terms	Notes the officers that do not have an active	If no report at 12 months appears in red			
84299	UDWADA	10/07/2004	Active	28	0	14	-14	-33.33%	28	1	3			N P	0			
Exc Award (06/30/2016, 06/30/2019, 06/30/20																		
136167	Udwada Sanjeevani	08/21/2018	Active(1)	17	0	1	-1	-5.56%	19	5	8			R T,M,VP	4			
106281	UMBERGAON	08/18/2009	Active	27	0	2	-2	-6.90%	29	13	8		2	P,M,VP,SC	1		\$59.90	
Exc Award (06/30/2018, 06/30/2019, 06/30/20																		
44131	UMRA	06/28/1984	Active	37	2	0	2	5.71%	40		1		2	R M,SC	4			
Exc Award (06/30/2016, 06/30/2017, 06/30/20																		
153099	Valsad Diamond	11/24/2022	Active	15	0	2	-2	-11.76%	49	2	3			N T,M,SC	2			
Exc Award (06/30/2023)																		
153601	Valsad Shah N H Commerce College Campus	02/27/2023	Active	33	3	0	3	10.00%	20		8		3	R M,SC	2	90+ Days		
Exc Award (06/30/2023)																		
41252	VALSAD TITHAL ROAD	04/22/1982	Active	52	1	1	0	0.00%	55	3	1			N	0			
Exc Award (06/30/2018, 06/30/2019, 06/30/20																		
138632	Vansda	06/18/2019	Cancelled(8*)	0	0	6	-6	-100.00%	27	5	3		None	P,S,T,M,VP SC	8	90+ Days		
Exc Award (06/30/2023)																		
26273	VAPI	02/23/1963	Active	46	3	2	1	2.22%	47	5	1			N M,SC	1			
Exc Award (06/30/2016, 06/30/2018, 06/30/20																		
152194	Vapi Agneev eer	08/19/2022	Active(1)	6	8	16	-8	-57.14%	14	2	0		2	M,VP,SC	3			
133608	Vapi Alpha	01/25/2018	Active(1)	27	1	6	-5	-15.63%	32	5	1			R VP,SC	0			
Exc Award (06/30/2019, 06/30/2020, 06/30/20																		
153125	Vapi Atharv	12/07/2022	Active(2)	12	0	9	-9	-42.86%	24	1	5			N	0			
Exc Award (06/30/2023)																		
136180	Vapi Aura	09/04/2018	Cancelled(8*)	0	1	14	-13	-100.00%	19	6	3		None	P,S,T,M,VP SC	5	90+ Days		
Exc Award (06/30/2019, 06/30/2023)																		
84932	VAPI CENTRAL	03/01/2005	Active	33	0	0	0	0.00%	31		7			N T	0			
Exc Award (06/30/2019, 06/30/2022, 06/30/20																		
145916	Vapi Elite	05/04/2021	Cancelled(8*)	0	10	10	0	0.00%	1	3	2		None	P,S,T,M,VP SC	5	90+ Days		
Exc Award (06/30/2023)																		



Club Health Assessment for District 3232F2 through March 2025

			Status	Membership							Reports					Finance	LCIF
Club Number	Club Name	Charter Date		Current Member Count	YTD Members Added	YTD Members Dropped	YTD Net Growth	YTD Net Growth%	Member Count 12 Months Ago	Avg. length of service for dropped members	Months Since Last MMR ***	Yrs. Since Last Officer Report	President Rotation	Vice President Reported ****	Months Since Last Activity Report ***	Account Balance	Donations for current Fiscal Year
			Number of times on status quo within last two years	If below 15 members appears				If net loss is greater than 20% appears			If no report in 3 months appears	When more than one year appears in	Number of repeat terms	Notes the officers that do not have an active	If no report at 12 months appears in red		
57373	VAPI GREATER	09/14/1995	Active	21	0	0	0	0.00%	21		7			N P	0		
	Exc Award (06/30/2018, 06/30/2019, 06/30/2020)																
89106	VAPI INTEGRATED	09/19/2005	Active	36	3	0	3	9.09%	32		2			N SC	0		
	Exc Award (06/30/2016, 06/30/2018, 06/30/2020)																
122681	Vapi Nice	07/09/2014	Active	41	2	17	-15	-26.79%	51	1	0			R	0		\$17.97
	Exc Award (06/30/2016, 06/30/2019)																
151782	Vapi Platinum	07/19/2022	Active	30	0	8	-8	-21.05%	40	2	4			N	8		
	Exc Award (06/30/2023, 06/30/2024)																
109176	VAPI ROYAL	09/03/2010	Active(1)	11	0	4	-4	-26.67%	17	1	8			P,VP,SC	1		
	Exc Award (06/30/2016, 06/30/2018, 06/30/2020)																
152378	Vapi Tarangini	08/25/2022	Active(2)	15	1	4	-3	-16.67%	23	2	3			N M,SC	8		
	Exc Award (06/30/2023)																
31684	VAPI UDYOGNAGAR	02/05/1976	Active	58	0	0	0	0.00%	86		9			R M,VP	0		
	Exc Award (06/30/2016, 06/30/2018, 06/30/2020)																
142452	Vapi Youth	08/07/2020	Active	4	0	4	-4	-50.00%	12	4	3		3	T,M,VP,SC	19	90+ Days	

Clubs Cancelled Previous Fiscal Year – Clubs Cancelled within last 12 months may be reinstated

Club Number	Club Name	Charter Date	Current Status*	Cancellation Date
135470	Surat Harmony	08/01/2018	Cancelled(8*)	12/29/2023
144406	Vapi Tejshikha	12/23/2020	Cancelled(8*)	01/29/2024

Current Total Clubs Count	YTD New Clubs Count	YTD Cancelled Clubs Count	YTD Net Club Gain	Current Total Members Count	YTD Add	YTD Drop	YTD Net Growth	YTD Net Growth %	Member Count 12 Months Ago	Average Member Count Per Club	% of Clubs with less than 20 members	% No MMR in 3 Months	% No Officer Report in 12 Months	% of Clubs with balance 90+ days	Number of Clubs in Status Quo	% Status Quo Clubs in Financial Suspension	Number of Cancelled Clubs	Average Cancelled Club Age	Members Lost Due to Cancellation	% of Clubs Cancelled for Non-Financial Reasons
91	5	14	-9	2,885	310	466	-156	-5.13%	3,236	32	37%	59%	4%	9%	0	0%	14	4	178	-14%

* - P - Priority Club. Cancellation Reasons: 1-Objectives/conduct, 2-Non-active club, 5-Non-existing club, 6-Disbanding, 7-Merger, 8-Financial Suspension, 9-District/Multiple District Dues.

** - Abbreviation: P-President, S-Secretary, T-Treasurer, M-Member Chairperson, VP-First Vice President, MC-Communications Chairperson, SC-Service Chairperson

*** - Abbreviation: N/R - Never reported using the Lions Clubs website, N/A - Not applicable, No password registered for the Lions Clubs website.

**** - Abbreviation: N - New, IP - Immediate Past, R - Repeat.



Club Health Assessment for District 3232 J through March 2025

			Status	Membership							Reports					Finance	LCIF					
Club Number	Club Name	Charter Date		Current Member Count	YTD Members Added	YTD Members Dropped	YTD Net Growth	YTD Net Growth%	Member Count 12 Months Ago	Avg. length of service for dropped members	Months Since Last MMR ***	Yrs. Since Last Officer Report	President Rotation	Vice President Reported ****	Months Since Last Activity Report ***	Account Balance	Donations for current Fiscal Year					
			Number of times on status quo within last two years	If below 15 members appears						If net loss is greater than 20% appears						If no report in 3 months appears in	When more than one year appears in	Number of repeat terms	Notes the officers that do not have an active	If no report at 12 months appears in red		
Clubs less than two years old																						
172098	Adipur Navyug	06/20/2024	Active	31	12	1	11	55.00%	0	0	0		2	R		0						
154924	Gandhidham Unite	06/21/2023	Active(1)	29	3	3	0	0.00%	28	1	8		3	N		1						
175335	Madhapar Honest	07/22/2024	Active(1)	22	22	0	22	100.00%	0		0				M,VP,SC	0						
155435	Porbandar Bapu	08/28/2023	Cancelled(8*)	0	0	20	-20	-100.00%	20	1	3		None		P,S,T,M,VP SC	4	90+ Days					
157576	Rajkot Gold	06/21/2024	Active(1)	25	1	0	1	4.17%	0		7		2	N	M,SC	0						
Clubs more than two years old																						
134603	Adipur City	05/03/2018	Active	18	2	6	-4	-18.18%	36	5	7			N		6						
59050	AMRELI CITY	01/27/1997	Active	26	0	0	0	0.00%	24		7			N	M,SC	0						
58454	AMRELI MAIN	06/24/1996	Active	31	0	2	-2	-6.06%	33	10	8				M,VP,SC	2						
Exc Award (06/30/2020, 06/30/2023)																						
130979	Amreli Royal	05/30/2017	Active	36	0	0	0	0.00%	57		9			R	M,SC	0						
Exc Award (06/30/2019, 06/30/2021)																						
58378	ANJAR	06/03/1996	Active(1)	9	0	0	0	0.00%	9		18			IP	M,SC	8						
148826	Babra	12/28/2021	Cancelled(8*)	0	0	21	-21	-100.00%	21	4	3	2	None		P,S,T,M,VP SC	8	90+ Days					
60060	BHACHAU	10/31/1997	Active(1)	6	0	0	0	0.00%	6		10		2		M,VP,SC	8						
63193	BHAVNAGAR CITY	05/17/2000	Active	39	2	0	2	5.41%	37		8				VP,SC	7						
109009	BHAVNAGAR JEWELS	08/02/2010	Active(2)	7	0	0	0	0.00%	7		7			N	VP,SC	0						
42610	BHAVNAGAR WEST	04/04/1983	Active	29	1	0	1	3.57%	29		8		2	R	VP	1						
29693	BHUJ	07/15/1974	Active	141	3	2	1	0.71%	140	15	8			R	VP,SC	0						
126534	Bhuj Kachchh Sight First	01/20/2016	Active(1)	17	2	0	2	13.33%	15		8		3		M,VP,SC	0						
127976	Bhuj LNM Hospital	06/16/2016	Active	47	2	0	2	4.44%	49		0				T,M,VP,SC	0						
137518	Bhuj Queens	02/21/2019	Active	18	0	0	0	0.00%	32		5		2	R	M	0						
26203	DHORAJI	10/14/1962	Active	30	0	0	0	0.00%	31		8				M,VP,SC	3						
148858	Dhrangadhra	02/24/2022	Cancelled(8*)	0	0	20	-20	-100.00%	20	3	3	2	None		P,S,T,M,VP SC	8	90+ Days					
148837	Dwarka	02/15/2022	Cancelled(8*)	0	0	20	-20	-100.00%	20	4	3	2	None		P,S,T,M,VP SC	8	90+ Days					



Club Health Assessment for District 3232 J through March 2025

			Status	Membership							Reports					Finance		LCIF
Club Number	Club Name	Charter Date		Current Member Count	YTD Members Added	YTD Members Dropped	YTD Net Growth	YTD Net Growth%	Member Count 12 Months Ago	Avg. length of service for dropped members	Months Since Last MMR ***	Yrs. Since Last Officer Report	President Rotation	Vice President Reported ****	Months Since Last Activity Report ***	Account Balance	Donations for current Fiscal Year	
			Number of times on status quo within last two years	If below 15 members appears				If net loss is greater than 20% appears			If no report in 3 months appears in	When more than one year appears in	Number of repeat terms	Notes the officers that do not have an active	If no report at 12 months appears in red			
26211	GANDHIDHAM	06/28/1965	Active	179	8	8	0	0.00%	187	10	1			N VP	0	90+ Days		
Exc Award (06/30/2017, 06/30/2023)																		
143785	Gandhidham New Horizon	12/04/2020	Active	36	9	1	8	28.57%	29	1	2			N	0			
144304	Gandhidham Yuva	12/22/2020	Active	57	11	6	5	9.62%	52	2	4			N SC	2			
Exc Award (06/30/2022)																		
26213	GONDAL	01/08/1962	Active	23	0	0	0	0.00%	23		9		2	R P,M,VP,SC	2			
Exc Award (06/30/2019, 06/30/2023)																		
148859	Halvad City	12/30/2021	Active(1)	3	0	0	0	0.00%	3		12	1	None	P,S,T,M,VP SC	8			
26216	JAMNAGAR	04/09/1958	Active	41	8	2	6	17.14%	40	16	0			N M,VP,SC	0			
50165	JAMNAGAR CENTRAL	02/06/1990	Active	19	1	0	1	5.56%	19		8		4	M,VP,SC	2			
125505	Jamnagar East	07/24/2015	Active	75	2	1	1	1.35%	89	9	0			N	0			
148030	Jamnagar Kings	08/25/2021	Cancelled(6*)	0	0	9	-9	-100.00%	20	4	3		None	P,S,T,M,VP SC	4			
Exc Award (06/30/2022, 06/30/2023)																		
62090	JAMNAGAR QUEENS	06/14/1999	Active	21	3	4	-1	-4.55%	28	7	1			N S,M,SC	4			
Exc Award (06/30/2019, 06/30/2022)																		
115621	JAMNAGAR ROYAL	11/28/2011	Active(1)	20	5	10	-5	-20.00%	25	6	0			M,VP,SC	8			
43939	JAMNAGAR WEST	05/23/1984	Active(1)	32	2	1	1	3.23%	32	28	2			N M,SC	3			
26217	JETPUR	09/21/1965	Active	82	11	7	4	5.13%	79	6	0			N P,M,SC	3			
119628	Jetpur Royal	06/14/2013	Active	34	1	1	0	0.00%	34	3	3		2	N	0			
122078	Junagadh Girnar	05/05/2014	Active	30	0	0	0	0.00%	76		0		2	R P,SC	8			
128505	Junagadh Rudraksh	08/11/2016	Active	26	1	3	-2	-7.14%	28	4	6			N VP	8			
42892	KHAMBHALIA	06/29/1983	Active(1)	37	44	45	-1	-2.63%	39	14	2		2	R S,M,VP,SC	1			
148538	Kodinar Royal	12/28/2021	Cancelled(8*)	0	0	20	-20	-100.00%	20	3	22	2	None	P,S,T,M,VP SC	8	90+ Days		
148539	Kunkavav Royal	10/06/2021	Cancelled(8*)	0	0	25	-25	-100.00%	25	4	22	2	None	P,S,T,M,VP SC	8	90+ Days		
147412	Lathi	07/23/2021	Cancelled(8*)	0	0	20	-20	-100.00%	20	4	22	2	None	P,S,T,M,VP SC	8	90+ Days		
59521	MADHAPAR	05/06/1997	Active	36	0	0	0	0.00%	39		0			N VP	0			



Club Health Assessment for District 3232 J through March 2025

Club Number	Club Name	Charter Date	Status	Membership							Reports					Finance	LCIF
				Current Member Count	YTD Members Added	YTD Members Dropped	YTD Net Growth	YTD Net Growth%	Member Count 12 Months Ago	Avg. length of service for dropped members	Months Since Last MMR ***	Yrs. Since Last Officer Report	President Rotation	Vice President Reported ****	Months Since Last Activity Report ***	Account Balance	Donations for current Fiscal Year
			Number of times on status quo within last two years	If below 15 members appears				If net loss is greater than 20% appears			If no report in 3 months appears	When more than one year appears in	Number of repeat terms	Notes the officers that do not have an active	If no report at 12 months appears in red		
26227	MANAVADAR	02/12/1967	Active(1)	20	1	0	1	5.26%	20		5		3	R	0		
77458	MORBI CITY	08/25/2003	Active(1)	31	0	17	-17	-35.42%	49	4	2		2	N	6		
	Exc Award (06/30/2022)																
38517	MORBI NAZARBAUG	05/27/1980	Active	55	5	4	1	1.85%	67	15	0			R	0		
	Exc Award (06/30/2019, 06/30/2021, 06/30/2022)																
144048	Morbi Nazarbaug Plus	12/15/2020	Active	6	3	0	3	100.00%	4		8			N	6		
26230	MORVI	02/13/1968	Active(1)	15	0	0	0	0.00%	15		0		2		8		
97631	MUNDRA CITY	08/18/2006	Active	10	0	0	0	0.00%	10		10		9		8		
148541	Palitana Royal	02/10/2022	Cancelled(8*)	0	0	26	-26	-100.00%	26	4	3		None		8	90+ Days	
26242	PORBANDAR	02/07/1962	Active(1)	84	5	16	-11	-11.58%	93	11	0			N	0		
147475	Porbandar Pride	07/06/2021	Active(2)	27	24	11	13	92.86%	17	2	0		2		5	90+ Days	
26244	RAJKOT	11/20/1957	Active	16	0	0	0	0.00%	18		9		5	R	8		
	Exc Award (06/30/2018)																
77886	RAJKOT AAVKAR	12/02/2003	Active	28	5	6	-1	-3.45%	29	14	3		2	R	2		
99971	RAJKOT CROWN	07/26/2007	Cancelled(8*)	0	0	7	-7	-100.00%	7	22	40	1	None		8	90+ Days	
44906	RAJKOT MIDTOWN	04/15/1985	Active	39	0	0	0	0.00%	35		9			N	0		
	Exc Award (06/30/2019)																
111201	RAJKOT PRIDE	06/03/2011	Active	31	3	0	3	10.71%	28		3			N	0		
99973	RAJKOT ROYAL CITY	07/26/2007	Active	20	0	0	0	0.00%	20		9			N	8		
122267	Rajkot Silver	05/21/2014	Active(1)	15	0	0	0	0.00%	24		8			N	8		
144153	Salaya	12/17/2020	Cancelled(8*)	0	0	13	-13	-100.00%	13	4	22	2	None		8	90+ Days	
147409	Savarkundla	07/04/2021	Active(2)	11	0	0	0	0.00%	11		19		2		8	90+ Days	
26256	SIHOR	02/11/1968	Active(2)	25	0	0	0	0.00%	25		10		3	N	0		
26262	SURENDRANAGAR	03/21/1972	Active	15	4	2	2	15.38%	13	2	8				2		
125404	Surendranagar Crown	07/16/2015	Active	20	0	0	0	0.00%	29		9				0		
	Exc Award (06/30/2021)																



Club Health Assessment for District 3232 J through March 2025

INTERNATIONAL

Club Number	Club Name	Charter Date	Status	Membership						Reports				Finance	LCIF		
				Current Member Count	YTD Members Added	YTD Members Dropped	YTD Net Growth	YTD Net Growth%	Member Count 12 Months Ago	Avg. length of service for dropped members	Months Since Last MMR ***	Yrs. Since Last Officer Report	President Rotation	Vice President Reported ****	Months Since Last Activity Report ***	Account Balance	Donations for current Fiscal Year
			Number of times on status quo within last two years	If below 15 members appears				If net loss is greater than 20% appears			If no report in 3 months appears in	When more than one year appears in	Number of repeat terms	Notes the officers that do not have an active	If no report at 12 months appears in red		
152416	Surendranagar Royal	09/09/2022	Active	23	0	0	0	0.00%	23		8			N	0		
148827	Talala Gir	01/03/2022	Cancelled(8*)	0	0	51	-51	-100.00%	51	3	3	2	None	P,S,T,M,VP SC	8	90+ Days	
148864	Tankara City	12/29/2021	Active(1)	4	0	0	0	0.00%	4		12	1	None	P,S,T,M,VP SC	8	90+ Days	
26265	THANGADH	08/09/1972	Active	68	0	1	-1	-1.45%	69	10	7			N	2		
Exc Award (06/30/2022)																	
148828	Upleta Khaitan	02/01/2022	Cancelled(8*)	0	0	28	-28	-100.00%	28	3	3		None	P,S,T,M,VP SC	8	90+ Days	
48402	VERAVAL	04/01/1988	Active(1)	9	0	0	0	0.00%	9		44	1	None	P,S,T,M,VP SC	8	90+ Days	
59614	VISAVADAR	05/28/1997	Active(1)	15	0	2	-2	-11.76%	17	7	1			S,T,M,VP,SC	7		
84562	WANKANER DEVDAYA	12/21/2004	Active(1)	12	0	0	0	0.00%	12		2		2	VP	2		

Clubs Cancelled Previous Fiscal Year – Clubs Cancelled within last 12 months may be reinstated

Club Number	Club Name	Charter Date	Current Status*	Cancellation Date
26187	BHAVNAGAR	01/08/1957	Cancelled(8*)	02/29/2024
148860	Jetpur Teacher	01/04/2022	Cancelled(8*)	01/29/2024
122531	Metoda GIDC	06/19/2014	Cancelled(8*)	12/29/2023

Current Total Clubs Count	YTD New Clubs Count	YTD Cancelled Clubs Count	YTD Net Club Gain	Current Total Members Count	YTD Add	YTD Drop	YTD Net Growth	YTD Net Growth %	Member Count 12 Months Ago	Average Member Count Per Club	% of Clubs with less than 20 members	% No MMR in 3 Months	% No Officer Report in 12 Months	% of Clubs with balance 90+ days	Number of Clubs in Status Quo	% Status Quo Clubs in Financial Suspension	Number of Cancelled Clubs	Average Cancelled Club Age	Members Lost Due to Cancellation	% of Clubs Cancelled for Non-Financial Reasons
59	1	13	-12	1,911	206	442	-236	-10.99%	2,287	32	32%	64%	5%	8%	0	0%	13	10	280	-15%

* - P - Priority Club. Cancellation Reasons: 1-Objectives/conduct, 2-Non-active club, 5-Non-existing club, 6-Disbanding, 7-Merger, 8-Financial Suspension, 9-District/Multiple District Dues.

** - Abbreviation: P-President, S-Secretary, T-Treasurer, M-Member Chairperson, VP-First Vice President, MC-Communications Chairperson, SC-Service Chairperson

*** - Abbreviation: N/R - Never reported using the Lions Clubs website, N/A - Not applicable, No password registered for the Lions Clubs website.

**** - Abbreviation: N - New, IP - Immediate Past, R - Repeat.




Club Health Assessment for District 3233 C through March 2025

			Status	Membership							Reports					Finance		LCIF
Club Number	Club Name	Charter Date		Current Member Count	YTD Members Added	YTD Members Dropped	YTD Net Growth	YTD Net Growth%	Member Count 12 Months Ago	Avg. length of service for dropped members	Months Since Last MMR ***	Yrs. Since Last Officer Report	President Rotation	Vice President Reported ****	Months Since Last Activity Report ***	Account Balance	Donations for current Fiscal Year	
			Number of times on status quo within last two years	If below 15 members appears				If net loss is greater than 20% appears			If no report in 3 months appears in	When more than one year appears in	Number of repeat terms	Notes the officers that do not have an active	If no report at 12 months appears in red			
Clubs less than two years old																		
171868	Ahiwara	06/10/2024	Active(1)	2	0	18	-18	-90.00%	0	1	3		2	S,T,M,VP,SC	7			
155601	Ambikapur Mahamaya	09/29/2023	Active	10	0	0	0	0.00%	20		10		2	M,VP,SC	7			
171552	Bhilai Ekam	05/09/2024	Cancelled(8*)	0	0	20	-20	-100.00%	0	1	0		None	P,S,T,M,VP SC	N/R	90+ Days		
181429	Bilaspur Lakshya	03/18/2025	Newly Chartered	20	20	0	20	100.00%	0		0			N	N/R			
180255	Bilaspur Pride	01/15/2025	Newly Chartered	20	20	0	20	100.00%	0		0			N	VP	N/R		
157984	Bilaspur Shakti	04/05/2024	Active	15	6	1	5	50.00%	0	1	0		2	VP,SC	0			
179905	Bilaspur Vardaan	12/20/2024	Active	20	20	0	20	100.00%	0		0			M,VP,SC	1			
157869	Bilaspur Wings	04/24/2024	Active	13	0	0	0	0.00%	0		9		3	M,VP,SC	8			
156670	Damoh Damayanti	12/11/2023	Active	20	0	0	0	0.00%	20		10			M,VP,SC	8			
171185	Durg Vision	04/25/2024	Active(1)	26	3	0	3	13.04%	0		1		2	N	M	0		
180145	Raipur United	01/03/2025	Newly Chartered	21	21	0	21	100.00%	0		2			M,VP,SC	N/R			
179551	Satna City	11/13/2024	Active	18	28	10	18	100.00%	0	0	3			T,M,VP,SC	N/A			
155139	Satna Vindhya	07/10/2023	Active	20	2	3	-1	-4.76%	25	1	0		2	M,VP,SC	6			
154068	Sausar Sewa	04/10/2023	Cancelled(8*)	0	0	15	-15	-100.00%	0	2	3		None	P,S,T,M,VP SC	7	90+ Days		
Clubs more than two years old																		
50128	AKALTARA CITY	01/24/1990	Active	17	0	3	-3	-15.00%	20	35	3			M,VP,SC	7			
146315	Amarpatan	06/14/2021	Active	4	0	0	0	0.00%	4		13		5	M,VP	2			
62368	AMBIKAPUR CENTRAL	09/15/1999	Active	15	2	4	-2	-11.76%	17	9	0			N	VP	7	\$2,006.59	
106245	AMBIKAPUR SUPAR STAR	08/12/2009	Active(1)	10	0	1	-1	-9.09%	11	15	3			R	P,T,M,SC	7	\$1,000.30	
77894	AMBIKAPUR SURGUJA	12/01/2003	Active	18	0	0	0	0.00%	20		9			N	P,S,T,M,VP SC	2		
67183	ANUPPUR TOWN	01/30/2003	Active	17	0	0	0	0.00%	16		3			N	VP	0		
142556	Bada Malhera Star	08/06/2020	Active	3	0	0	0	0.00%	3		11			S,VP	7			
Exc Award (06/30/2021)																		



Club Health Assessment for District 3233 C through March 2025

			Status	Membership							Reports					Finance		LCIF
Club Number	Club Name	Charter Date		Current Member Count	YTD Members Added	YTD Members Dropped	YTD Net Growth	YTD Net Growth%	Member Count 12 Months Ago	Avg. length of service for dropped members	Months Since Last MMR ***	Yrs. Since Last Officer Report	President Rotation	Vice President Reported ****	Months Since Last Activity Report ***	Account Balance	Donations for current Fiscal Year	
			Number of times on status quo within last two years	If below 15 members appears					If net loss is greater than 20% appears			If no report in 3 months appears in	When more than one year appears in	Number of repeat terms	Notes the officers that do not have an active	If no report at 12 months appears in red		
45622	BALCO	12/02/1985	Active	53	2	2	0	0.00%	50	8	3			N	VP,SC	1	90+ Days	\$1,000.30
Exc Award (06/30/2021, 06/30/2024)			Cancelled(8*)	0	0	21	-21	-100.00%	21	6	3		None		P,S,T,M,VP SC	8		
136320	Bemetara City	09/05/2018		Active	54	6	4	2	3.85%	58	8	1		N	S,T,VP	0		
26288	BHILAI	03/13/1963		Active	3	1	0	1	50.00%	2	0		3		M,VP,SC	7		
Exc Award (06/30/2021)			Active	14	0	3	-3	-17.65%	25	3	8		N	P,M,SC	3			
120423	Bhilai Great	09/26/2013	Active	45	0	7	-7	-13.46%	45	3	0		N			3		
Exc Award (06/30/2021)			Active	56	0	0	0	0.00%	85		9		N	S,M		8		
142118	Bhilai Royal	07/10/2020	Active	2	0	0	0	0.00%	2		18		4		P,T,M,VP,SC	2		
143858	Bhilai Shine	01/03/2021	Active	2	0	3	-3	-60.00%	2	3	8		4		M,VP,SC	3		
151331	Bhilai Silver	06/20/2022	Active	1	0	4	-4	-80.00%	2	3	8		4		S,T,M,VP,SC	2		
151317	Bhilai Super Star	06/17/2022	Active(1)	111	6	0	6	5.71%	106		4				T,M,VP,SC	1		
26291	BILASPUR	12/20/1964	Active	3	0	0	0	0.00%	5		10		4		S,M,VP,SC	3	\$2,006.59	
151375	Bilaspur Browns	06/22/2022	Active	16	3	0	3	23.08%	22		4				P,M,VP,SC	1	\$5,019.47	
145155	Bilaspur Capital	02/26/2021	Active	26	1	0	1	4.00%	25		1		2	R	S,SC	0	\$1,006.29	
Exc Award (06/30/2021)			Active	19	0	0	0	0.00%	19		6		3	R	S,M,SC	5		
63691	BILASPUR CENTRAL	11/14/2000	Active	24	3	0	3	14.29%	25		1				S,M,VP,SC	0		
Exc Award (06/30/2021)			Active	18	1	1	0	0.00%	19	1	2			R	T	0	\$1,006.29	
63997	BILASPUR GOLD	02/21/2001	Active	6	2	1	1	20.00%	14	1	2				VP	5	\$1,006.29	
140842	Bilaspur Health Care	02/11/2020	Active(1)	14	8	0	8	133.33%	6		6		3	R	T,M,VP,SC	0		
147546	Bilaspur Jyotsna	07/13/2021	Active	48	9	0	9	23.08%	42		0			N	T	0	\$7,020.08	
125972	Bilaspur Midtown	01/13/2016	Active															



Club Health Assessment for District 3233 C through March 2025

			Status	Membership							Reports					Finance		LCIF
Club Number	Club Name	Charter Date		Current Member Count	YTD Members Added	YTD Members Dropped	YTD Net Growth	YTD Net Growth%	Member Count 12 Months Ago	Avg. length of service for dropped members	Months Since Last MMR ***	Yrs. Since Last Officer Report	President Rotation	Vice President Reported ****	Months Since Last Activity Report ***	Account Balance	Donations for current Fiscal Year	
			Number of times on status quo within last two years	If below 15 members appears				If net loss is greater than 20% appears			If no report in 3 months appears in	When more than one year appears in	Number of repeat terms	Notes the officers that do not have an active	If no report at 12 months appears in red			
Exc Award (06/30/2021)																		
151377	Bilaspur Nyaydhani	06/22/2022	Active	3	0	0	0	0.00%	3		12		4	M,VP,SC	3			
Exc Award (06/30/2024)																		
142119	Bilaspur Royal	07/08/2020	Active	9	1	0	1	12.50%	6		8		2	M,VP,SC	0			
Exc Award (06/30/2021)																		
140547	Bilaspur Samman	12/30/2019	Active	12	4	1	3	33.33%	13	5	2			N	1			
151138	Bilaspur Samridhi	06/16/2022	Active	10	0	0	0	0.00%	12		3			IP	3		\$3,000.90	
145102	Bilaspur Sankalp	02/19/2021	Active(1)	14	0	0	0	0.00%	14		15			S,T,M,VP,SC	6			
Exc Award (06/30/2021)																		
125683	Bilaspur Sewa	10/29/2015	Active	18	0	0	0	0.00%	17		10			N	T,VP	2		
Exc Award (06/30/2024)																		
140482	Bilaspur Smile	12/30/2019	Active	10	3	0	3	42.86%	12		3		3	M,VP,SC	0			
Exc Award (06/30/2021)																		
140480	Bilaspur Urja	01/27/2020	Cancelled(8*)	0	0	9	-9	-100.00%	14	2	2		None	P,S,T,M,VP SC	9	90+ Days		
Exc Award (06/30/2021)																		
135023	Bilaspur Utkarsh	06/05/2018	Active	18	5	2	3	20.00%	13	16	1			N	5		\$2,019.76	
Exc Award (06/30/2021)																		
98725	BILASPUR VASUNDHARA	03/06/2007	Active	22	7	1	6	37.50%	19	17	3			N	T	0	\$1,239.89	
143429	Bilaspur Women	11/02/2020	Active(3)	6	0	2	-2	-25.00%	9	3	2			M,VP,SC	8			
Exc Award (06/30/2021)																		
39321	BURHAR	01/12/1981	Active(2)	3	0	0	0	0.00%	3		19			P,M,VP	2			
Exc Award (06/30/2021)																		
26294	CHAMPA	04/23/1965	Active	30	1	0	1	3.45%	29		0		2	R	7			
128292	Chhal Black Diamond	07/22/2016	Active(2)	4	0	0	0	0.00%	9		9			M,VP,SC	12			
Exc Award (06/30/2021)																		
38836	CHHATARPUR	07/16/1980	Active	36	0	0	0	0.00%	38		4			N	T,M,SC	7	\$1,000.30	
40941	CHHINDWARA	02/23/1982	Active(2)	18	0	0	0	0.00%	18		18		2	P,S,T,M,VP SC	2			
66649	CHHINDWARA GREATER	09/27/2002	Active(1)	17	0	0	0	0.00%	17		11			N	3			



Club Health Assessment for District 3233 C through March 2025

			Status	Membership							Reports					Finance		LCIF
Club Number	Club Name	Charter Date		Current Member Count	YTD Members Added	YTD Members Dropped	YTD Net Growth	YTD Net Growth%	Member Count 12 Months Ago	Avg. length of service for dropped members	Months Since Last MMR ***	Yrs. Since Last Officer Report	President Rotation	Vice President Reported ****	Months Since Last Activity Report ***	Account Balance	Donations for current Fiscal Year	
			Number of times on status quo within last two years	If below 15 members appears				If net loss is greater than 20% appears			If no report in 3 months appears in	When more than one year appears in	Number of repeat terms	Notes the officers that do not have an active	If no report at 12 months appears in red			
147410	Chirimiri Vardan	07/05/2021	Active	6	1	0	1	20.00%	6		0			M,VP,SC	2			
122319	Damoh	05/27/2014	Active	25	0	3	-3	-10.71%	27	7	6			T,M,VP,SC	4			
52433	DHAMTARI FRIENDS	01/22/1992	Active	33	3	0	3	10.00%	29		2		2	N	T,M,SC	0	\$1,018.27	
	Exc Award (06/30/2021)																	
50302	DURG CITY	03/13/1990	Active	39	5	2	3	8.33%	54	18	1			N	M,VP,SC	3	\$1,000.30	
54859	DURG MIDTOWN	09/07/1993	Active(1)	20	0	0	0	0.00%	20		2		2	N	P,T,M,VP,SC	1		
117537	DURG PLATINUM	08/09/2012	Active(2)	5	0	6	-6	-54.55%	0	6	3		2		M,VP,SC	20		
	Exc Award (06/30/2021)																	
139425	Durg Suwana	09/03/2019	Active	6	0	0	0	0.00%	6		21		4		M,VP,SC	2		
127176	Gadarwara Shankri	05/09/2016	Active	19	4	1	3	18.75%	16	9	2			N		1	\$1,006.29	
26308	JABALPUR	02/09/1960	Active	36	4	0	4	12.50%	34		2			N	M	0	\$1,000.30	
39592	JABALPUR CENTRAL	03/06/1981	Active	52	0	0	0	0.00%	51		0			N	T,M	1	\$1,006.29	
	Exc Award (06/30/2021)																	
145522	Jabalpur City	03/30/2021	Active	1	0	0	0	0.00%	1		11		5		M,VP,SC	7		
	Exc Award (06/30/2021)																	
103717	JABALPUR FATEH	09/25/2008	Active	5	0	1	-1	-16.67%	7	4	3				M,VP,SC	3		
	Exc Award (06/30/2021)																	
76091	JABALPUR FRIENDS	07/31/2003	Active	3	0	0	0	0.00%	3		11		2		P,M,VP,SC	8		
77592	JABALPUR HELP	09/19/2003	Active	8	0	0	0	0.00%	17		11				T,M,VP,SC	2		
	Exc Award (06/30/2021)																	
106887	JABALPUR JABALI	11/23/2009	Active	7	4	3	1	16.67%	6	0	0		3	R	T,SC	1		
62286	JABALPUR MARBLE ROCKS	07/22/1999	Active	36	0	0	0	0.00%	36		6			N		0		
	Exc Award (06/30/2021)																	
136287	Jabalpur Sanskardhani	08/28/2018	Active	9	0	0	0	0.00%	16		10		2	N	T,M,SC	7		
138025	Jabalpur Shraddha	05/02/2019	Active	11	1	2	-1	-8.33%	12	6	2				T,VP,SC	0		
	Exc Award (06/30/2021)																	
133305	Jabalpur Star	12/14/2017	Active	9	0	1	-1	-10.00%	15	7	6				P,M,VP	6		



Club Health Assessment for District 3233 C through March 2025

			Status	Membership							Reports					Finance	LCIF	
Club Number	Club Name	Charter Date		Current Member Count	YTD Members Added	YTD Members Dropped	YTD Net Growth	YTD Net Growth%	Member Count 12 Months Ago	Avg. length of service for dropped members	Months Since Last MMR ***	Yrs. Since Last Officer Report	President Rotation	Vice President Reported ****	Months Since Last Activity Report ***	Account Balance	Donations for current Fiscal Year	
			Number of times on status quo within last two years	If below 15 members appears				If net loss is greater than 20% appears			If no report in 3 months appears in	When more than one year appears in	Number of repeat terms	Notes the officers that do not have an active	If no report at 12 months appears in red			
145523	Jabalpur Uday	03/31/2021	Active	4	0	1	-1	-20.00%	5	4	6			T,VP	7	90+ Days	\$2,018.57	
96458	JANJGIR NAILA	03/08/2006	Active(1)	25	0	0	0	0.00%	25	19		3	T,M,VP,SC	2				
109838	JUNNARDEO	12/09/2010	Active(2)	8	0	0	0	0.00%	8	15			VP	2				
	Exc Award (06/30/2021)																	
133681	Katghora Chhuri	02/09/2018	Active	40	0	0	0	0.00%	40	8			N	S,T,VP	4			
	Exc Award (06/30/2021)																	
78522	KATNI CLASSIC	03/18/2004	Active	38	0	0	0	0.00%	48	7			N	T,M,VP	2			
151152	Katni Goonj	06/08/2022	Active(1)	3	0	0	0	0.00%	3	16		2		S,M,VP,SC	2			
125920	Katni Limecity	10/13/2015	Active	20	4	0	4	25.00%	19	1			N	VP	0			
97632	KATNI MURWARA	08/18/2006	Cancelled(8*)	0	0	5	-5	-100.00%	5	15	22	1	None	P,S,T,M,VP SC	20	90+ Days	\$1,000.30	
122913	Katni Royal	08/12/2014	Active	36	0	5	-5	-12.20%	41	3	6			P,M,VP,SC	6			
151139	Katni Warriors	06/08/2022	Active(1)	3	0	0	0	0.00%	3	16		4		M,VP,SC	2			
40186	KAWARDHA	06/29/1981	Active	46	4	0	4	9.52%	46	0			R	M,VP,SC	0			
	Exc Award (06/30/2021)																	
63998	KHAJURAHO	02/21/2001	Active(1)	9	3	3	0	0.00%	11	14	3			N	P,M,SC			2
103803	KHARSIA CITY	10/10/2008	Active(1)	28	1	0	1	3.70%	27	5				N				2
35458	KORBA	04/05/1978	Active	78	2	2	0	0.00%	78	10	2			N				0
	Exc Award (06/30/2021, 06/30/2024)																	
96456	KORBA EVEREST	03/08/2006	Active	6	0	0	0	0.00%	9	8			3	N		1		
151351	Korba Gurukul	06/21/2022	Active	27	1	0	1	3.85%	47	1				N	M	3		
59224	KORBA NTPC JAMNIPALI	03/07/1997	Active	25	2	0	2	8.70%	27	5				N	SC	2		
121031	Korba Vidyut Nagar	12/27/2013	Active	25	5	1	4	19.05%	17	9	0		None		P,M,VP,SC	5		
	Exc Award (06/30/2021)																	
58225	MAIHAR	05/07/1996	Active(1)	22	1	1	0	0.00%	24	5	4			R	VP	6	90+ Days	\$2,006.59
	Exc Award (06/30/2021)																	
40476	MANENDRAGARH	10/20/1981	Active	26	0	0	0	0.00%	24	7				N	M,SC	8		
132304	Manendragarh Pride	01/24/2018	Active	20	0	0	0	0.00%	20	6				N	SC	0		\$2,006.59



Club Health Assessment for District 3233 C through March 2025

			Status	Membership						Reports					Finance		LCIF
Club Number	Club Name	Charter Date		Current Member Count	YTD Members Added	YTD Members Dropped	YTD Net Growth	YTD Net Growth%	Member Count 12 Months Ago	Avg. length of service for dropped members	Months Since Last MMR ***	Yrs. Since Last Officer Report	President Rotation	Vice President Reported ****	Months Since Last Activity Report ***	Account Balance	Donations for current Fiscal Year
			Number of times on status quo within last two years	If below 15 members appears				If net loss is greater than 20% appears			If no report in 3 months appears in	When more than one year appears in	Number of repeat terms	Notes the officers that do not have an active	If no report at 12 months appears in red		
Exc Award (06/30/2021)																	
125986	Masturi Platinum	11/04/2015	Active	3	0	0	0	0.00%	3		20		None	P,S,T,M,VP SC	7		
Exc Award (06/30/2021)																	
31612	NANDAGAON	01/16/1976	Active	25	5	0	5	25.00%	25		1			N	M,SC	7	\$1,000.30
Exc Award (06/30/2021)																	
44589	PANDHURNA	01/14/1985	Active	13	0	0	0	0.00%	13		10		2	R		20	
151142	Panna	06/08/2022	Active	4	0	0	0	0.00%	4		12		4	N	T,M,SC	12	
47119	PARASIA CHANDAMETTA	03/31/1987	Active	31	0	1	-1	-3.13%	32	29	4		2		VP,SC	5	
144941	Raigarh Catalyst	02/11/2021	Active	3	0	2	-2	-40.00%	5	3	4		5		M,VP,SC	20	\$99.99
Exc Award (06/30/2021, 06/30/2024)																	
143846	Raigarh Divya Urja	12/17/2020	Active	15	2	2	0	0.00%	18	3	3				M,VP,SC	5	
Exc Award (06/30/2021)																	
58227	RAIGARH MIDTOWN	05/07/1996	Active	72	0	1	-1	-1.37%	73	4	3			N	M,VP,SC	2	
Exc Award (06/30/2021)																	
143512	Raigarh Pride	12/14/2020	Active	40	4	0	4	11.11%	34		0			N	T,M,SC	0	
Exc Award (06/30/2021)																	
32178	RAIGARH-CITY L C	04/29/1976	Active	35	1	7	-6	-14.63%	41	10	6			R	VP	8	
Exc Award (06/30/2021)																	
26334	RAIPUR	04/07/1962	Active	50	5	1	4	8.70%	48	20	4			N		0	
104529	RAIPUR SENIORS	01/26/2009	Active	17	1	2	-1	-5.56%	26	5	2			N	VP,SC	2	
120620	Raipur Capital	10/30/2013	Active	41	8	0	8	24.24%	35		1			N		0	\$5,025.40
Exc Award (06/30/2017, 06/30/2021, 06/30/2024)																	
47585	RAIPUR CENTRAL	06/29/1987	Active	17	11	16	-5	-22.73%	22	10	2			N	M,SC	3	\$1,006.28
Exc Award (06/30/2021, 06/30/2024)																	
116586	RAIPUR DIAMOND	04/19/2012	Active	16	1	1	0	0.00%	16	2	6		2	R		2	
Exc Award (06/30/2021)																	
48570	RAIPUR FRIENDS	05/10/1988	Active(1)	30	0	0	0	0.00%	30		3				T,M,VP,SC	6	
Exc Award (06/30/2021)																	



Club Health Assessment for District 3233 C through March 2025

			Status	Membership							Reports					Finance		LCIF
Club Number	Club Name	Charter Date		Current Member Count	YTD Members Added	YTD Members Dropped	YTD Net Growth	YTD Net Growth%	Member Count 12 Months Ago	Avg. length of service for dropped members	Months Since Last MMR ***	Yrs. Since Last Officer Report	President Rotation	Vice President Reported ****	Months Since Last Activity Report ***	Account Balance	Donations for current Fiscal Year	
			Number of times on status quo within last two years	If below 15 members appears				If net loss is greater than 20% appears			If no report in 3 months appears in	When more than one year appears in	Number of repeat terms	Notes the officers that do not have an active	If no report at 12 months appears in red			
47586	RAIPUR GREATER	06/29/1987	Active	17	0	0	0	0.00%	19		3			R	T,VP	0		
100495	RAIPUR GREATER CITY	11/02/2007	Active	11	0	0	0	0.00%	11		22		7		T,M,VP,SC	7		
151379	Raipur Prerna	06/23/2022	Active	21	6	19	-13	-38.24%	46	2	3				M,VP,SC	3		
	Exc Award (06/30/2024)																	
148174	Raipur Samarpan	09/06/2021	Active	21	1	0	1	5.00%	23		5			R	M,SC	8		
124101	Raipur Sikhar	02/03/2015	Active	51	7	2	5	10.87%	46	5	0			N	T,M	0	\$2,012.58	
151318	Raipur Star	06/21/2022	Active(1)	3	1	0	1	50.00%	3		2				M,VP,SC	15		
50187	RAIPUR WEST	02/09/1990	Active	58	0	43	-43	-42.57%	80	1	0		2	R	M,VP,SC	0		
	Exc Award (06/30/2019, 06/30/2021)																	
48133	RAIPUR WOMEN	02/08/1988	Active	10	1	5	-4	-28.57%	22	4	3		3	N	M	0		
	Exc Award (06/30/2021)																	
66386	RAJNANDGAON CITY	06/28/2002	Active	80	1	1	0	0.00%	80	3	8				M,VP,SC	3		
	Exc Award (06/30/2021)																	
26336	REWA	08/20/1969	Active	69	12	1	11	18.97%	61	46	0				T,M,VP,SC	2	\$12,041.93	
	Exc Award (06/30/2021)																	
61121	REWA CITY	09/09/1998	Active	24	1	0	1	4.35%	25		2			R	SC	2		
53468	REWA GREAT	06/29/1992	Active	39	0	0	0	0.00%	41		9			N		0		
	Exc Award (06/30/2021)																	
130472	Rewa Royal	03/20/2017	Cancelled(8*)	0	0	11	-11	-100.00%	11	6	3	1	None		P,S,T,M,VP SC	17	90+ Days	
	Exc Award (06/30/2018)																	
150262	Sarangarh City	04/11/2022	Cancelled(8*)	0	0	10	-10	-100.00%	10	5	3	1	None		P,S,T,M,VP SC	19	90+ Days	
151732	Sarangarh Gold	07/22/2022	Active(1)	8	0	0	0	0.00%	8		9		None		P,S,T,M,VP SC	2		
26338	SATNA	12/15/1966	Active	65	4	1	3	4.84%	69	27	0			N		6	\$2,030.55	
131734	Satna Galaxy	08/01/2017	Active	5	0	0	0	0.00%	5		21		2	R	M,SC	2		
142284	Satna Helping Hands	07/20/2020	Active	16	1	0	1	6.67%	15		8			N	M	8		
	Exc Award (06/30/2021)																	
140775	Satna Sewa	01/31/2020	Active(1)	4	0	0	0	0.00%	4		8		4	N	M	8		
	Exc Award (06/30/2021)																	



Club Health Assessment for District 3233 C through March 2025

			Status	Membership						Reports				Finance	LCIF		
Club Number	Club Name	Charter Date		Current Member Count	YTD Members Added	YTD Members Dropped	YTD Net Growth	YTD Net Growth%	Member Count 12 Months Ago	Avg. length of service for dropped members	Months Since Last MMR ***	Yrs. Since Last Officer Report	President Rotation	Vice President Reported ****	Months Since Last Activity Report ***	Account Balance	Donations for current Fiscal Year
			Number of times on status quo within last two years	If below 15 members appears			If net loss is greater than 20% appears				If no report in 3 months appears	When more than one year appears in	Number of repeat terms	Notes the officers that do not have an active	If no report at 12 months appears in red		
146388	Semariya	06/20/2021	Active	4	0	0	0	0.00%	4		12		5	N	M,SC	12	
	Exc Award (06/30/2021)																
117536	SEONI MOGLEE	08/08/2012	Active(1)	20	0	0	0	0.00%	20		15	1	None		P,S,T,M,VP SC	2	90+ Days

Clubs Cancelled Previous Fiscal Year – Clubs Cancelled within last 12 months may be reinstated

Club Number	Club Name	Charter Date	Current Status*	Cancellation Date
109413	KORBA WEST URJA CITY	09/30/2010	Cancelled(8*)	12/29/2023
149805	Seoni	02/16/2022	Cancelled(8*)	09/29/2023

Current Total Clubs Count	YTD New Clubs Count	YTD Cancelled Clubs Count	YTD Net Club Gain	Current Total Members Count	YTD Add	YTD Drop	YTD Net Growth	YTD Net Growth %	Member Count 12 Months Ago	Average Member Count Per Club	% of Clubs with less than 20 members	% No MMR in 3 Months	% No Officer Report in 12 Months	% of Clubs with balance 90+ days	Number of Clubs in Status Quo	% Status Quo Clubs in Financial Suspension	Number of Cancelled Clubs	Average Cancelled Club Age	Members Lost Due to Cancellation	% of Clubs Cancelled for Non-Financial Reasons
128	5	7	-2	2,791	303	299	4	0.14%	2,888	22	55%	65%	1%	2%	0	0%	7	8	91	-29%

* - P - Priority Club. Cancellation Reasons: 1-Objectives/conduct, 2-Non-active club, 5-Non-existing club, 6-Disbanding, 7-Merger, 8-Financial Suspension, 9-District/Multiple District Dues.

** - Abbreviation: P-President, S-Secretary, T-Treasurer, M-Member Chairperson, VP-First Vice President, MC-Communications Chairperson, SC-Service Chairperson

*** - Abbreviation: N/R - Never reported using the Lions Clubs website, N/A - Not applicable, No password registered for the Lions Clubs website.

**** - Abbreviation: N - New, IP - Immediate Past, R - Repeat.



Club Health Assessment for District 3233E1 through March 2025

Club Number	Club Name	Charter Date	Status	Membership							Reports					Finance	LCIF
				Current Member Count	YTD Members Added	YTD Members Dropped	YTD Net Growth	YTD Net Growth%	Member Count 12 Months Ago	Avg. length of service for dropped members	Months Since Last MMR ***	Yrs. Since Last Officer Report	President Rotation	Vice President Reported ****	Months Since Last Activity Report ***	Account Balance	Donations for current Fiscal Year
			Number of times on status quo within last two years	If below 15 members appears				If net loss is greater than 20% appears			If no report in 3 months appears	When more than one year appears in	Number of repeat terms	Notes the officers that do not have an active	If no report at 12 months red		
Clubs less than two years old																	
155126	Bharatpur Royals	07/18/2023	Active	61	21	1	20	48.78%	36	1	0		2	N	M,VP	1	
179586	Churu Samarpan	11/29/2024	Active	27	28	1	27	100.00%	0	0	3				M,VP,SC	0	
180464	Gwalior Aadhya	03/03/2025	Newly Chartered	24	24	0	24	100.00%	0		0				M,VP,SC	0	
179199	Gwalior Aradhya	10/28/2024	Active	15	20	5	15	100.00%	0	0	0				M,VP,SC	4	90+ Days
155257	Gwalior Diamond	09/25/2023	Cancelled(8*)	0	0	20	-20	-100.00%	20	1	3		None		P,S,T,M,VP SC	5	90+ Days
155998	Gwalior Fort	09/18/2023	Active	6	1	5	-4	-40.00%	20	1	0				M,VP,SC	5	
172251	Gwalior Galaxy	06/20/2024	Active	27	0	0	0	0.00%	0		0		2		M,VP,SC	8	90+ Days
175182	Gwalior Metro	08/30/2024	Active	20	20	0	20	100.00%	0		7				M,VP,SC	7	90+ Days
171871	Gwalior Ojas	06/12/2024	Active	22	0	3	-3	-12.00%	0	0	1		2		M,VP,SC	5	90+ Days
155631	Gwalior Royals	09/21/2023	Active(1)	20	0	0	0	0.00%	20		9	1	None		P,S,T,M,VP SC	5	90+ Days
155256	Gwalior Sankalp	07/28/2023	Active	6	3	8	-5	-45.45%	20	1	3				M,VP,SC	4	
155845	Gwalior Utkarsh	09/25/2023	Cancelled(8*)	0	0	20	-20	-100.00%	20	1	18		None		P,S,T,M,VP SC	5	90+ Days
174388	Jaipur Friends	07/30/2024	Active	24	24	0	24	100.00%	0		1			N	SC	5	90+ Days
155512	Jaipur Platinum	08/30/2023	Cancelled(8*)	0	30	60	-30	-100.00%	30	1	1		None		P,S,T,M,VP SC	5	90+ Days
171354	Jaipur Royal	05/31/2024	Active	11	0	0	0	0.00%	0		9		2		T,M,VP,SC	5	
172138	Jaipur Unique	06/13/2024	Active	17	4	8	-4	-19.05%	0	0	1		2	IP	SC	7	90+ Days
172338	Khairthal Prakash	06/21/2024	Active	6	0	14	-14	-70.00%	0	0	3		2		M,VP,SC	5	
157309	Khairthal Shakti	03/01/2024	Active	21	0	0	0	0.00%	22		9		2		M,VP,SC	5	90+ Days
172066	Morena Divy	06/10/2024	Active	14	0	6	-6	-30.00%	0	1	3		2		VP,SC	5	90+ Days
155406	Morena Manikya	08/25/2023	Active	16	0	0	0	0.00%	20		7		2		M,VP,SC	7	90+ Days
155786	Neem Ka Thana	08/28/2023	Cancelled(8*)	0	0	20	-20	-100.00%	20	1	19	1	None		P,S,T,M,VP SC	7	90+ Days
155514	Paota	08/25/2023	Cancelled(8*)	0	0	20	-20	-100.00%	20	1	19	1	None		P,S,T,M,VP SC	8	90+ Days
177820	Sawai Madhopur Ranthambhor	08/26/2024	Active	24	24	0	24	100.00%	0		7				M,VP,SC	8	



Club Health Assessment for District 3233E1 through March 2025

			Status	Membership							Reports					Finance		LCIF
Club Number	Club Name	Charter Date		Current Member Count	YTD Members Added	YTD Members Dropped	YTD Net Growth	YTD Net Growth%	Member Count 12 Months Ago	Avg. length of service for dropped members	Months Since Last MMR ***	Yrs. Since Last Officer Report	President Rotation	Vice President Reported ****	Months Since Last Activity Report ***	Account Balance	Donations for current Fiscal Year	
			Number of times on status quo within last two years	If below 15 members appears				If net loss is greater than 20% appears			If no report in 3 months appears in	When more than one year appears in	Number of repeat terms	Notes the officers that do not have an active	If no report at 12 months appears in red			
155943	Sawai Madhopur Ranthambore Royal	09/29/2023	Cancelled(8*)	0	0	20	-20	-100.00%	20	1	9		None	P,S,T,M,VP SC	5	90+ Days		
155125	Shivpuri Classic	07/27/2023	Active	17	0	1	-1	-5.56%	21	19	1			M,VP,SC	6	90+ Days		
180307	Shivpuri SPS College Campus	03/12/2025	Newly Chartered	100	100	0	100	100.00%	0		0			P,T,M,VP,SC	0			
179071	Sikar Kalyan Dhani	10/08/2024	Active	20	31	11	20	100.00%	0	0	0			M,VP,SC	2	90+ Days		
181571	Sri Ganganagar Main	03/31/2025	Newly Chartered	20	20	0	20	100.00%	0		0			M,VP,SC	N/R			
155453	Sujangarh	08/01/2023	Active	43	7	4	3	7.50%	44	1	2		2	R	0			
Exc Award (06/30/2024)																		
156991	Taranagar	12/30/2023	Active	21	2	4	-2	-8.70%	23	1	2		2	R	5	90+ Days		
Clubs more than two years old																		
26281	ALWAR	05/19/1969	Active	41	2	2	0	0.00%	41	11	3			M,VP,SC	7	90+ Days	\$1,000.30	
48066	ALWAR CITY	01/14/1988	Active	24	0	0	0	0.00%	24		6			M,VP,SC	5	90+ Days		
138555	Alwar Dreams	06/13/2019	Active(1)	5	5	5	0	0.00%	5	3	0			M,VP,SC	7			
95645	ALWAR MATSYA	02/15/2006	Active	38	11	6	5	15.15%	35	3	0			M,VP,SC	5		\$3,821.50	
145995	Ambah Central	06/24/2021	Active(1)	4	0	0	0	0.00%	4		9		4	M,VP	5	90+ Days		
49845	ANUPGARH	09/01/1989	Active(1)	31	3	0	3	10.71%	29		3			N	5	90+ Days		
63073	ASHOK NAGAR	04/13/2000	Active(1)	36	14	12	2	5.88%	45	13	0			T,M,VP,SC	5			
150003	Ashoknagar Amrit	03/07/2022	Active(1)	10	10	13	-3	-23.08%	13	3	0		2	S,T,M,VP,SC	6			
150004	Ashoknagar Best	03/07/2022	Active	10	0	0	0	0.00%	10		13		None	P,S,T,M,VP SC	4	90+ Days		
128827	Ashoknagar Helping Hand	12/13/2016	Active(1)	14	7	1	6	75.00%	16	8	0			T,M,VP,SC	1			
45230	BANDIKUI	06/30/1985	Active(1)	32	3	1	2	6.67%	30	7	1			N	6		\$1,009.88	
138549	Bandikui Kohinoor	06/13/2019	Active(1)	13	1	1	0	0.00%	13	5	4			N	8	90+ Days	\$1,000.30	
54038	BEHROR	02/02/1993	Active	35	1	0	1	2.94%	60		8			N	2			
150038	Behror Kings	03/07/2022	Active	26	7	0	7	36.84%	36		8			T,M,VP,SC	0		\$1,000.30	
102462	BEHROR ROYAL	06/18/2008	Active	31	3	4	-1	-3.13%	40	6	0		2	N	2			



Club Health Assessment for District 3233E1 through March 2025

Club Number	Club Name	Charter Date	Status	Membership							Reports					Finance	LCIF
				Current Member Count	YTD Members Added	YTD Members Dropped	YTD Net Growth	YTD Net Growth%	Member Count 12 Months Ago	Avg. length of service for dropped members	Months Since Last MMR ***	Yrs. Since Last Officer Report	President Rotation	Vice President Reported ****	Months Since Last Activity Report ***	Account Balance	Donations for current Fiscal Year
			Number of times on status quo within last two years	If below 15 members appears				If net loss is greater than 20% appears			If no report in 3 months appears in	When more than one year appears in	Number of repeat terms	Notes the officers that do not have an active	If no report at 12 months appears in red		
26286	BHARATPUR	05/18/1969	Active	64	4	14	-10	-13.51%	75	7	0			N	M	1	\$2,000.60
147533	Bharatpur Brij	07/20/2021	Active	47	8	0	8	20.51%	39		0				M,VP,SC	0	\$3,000.90
152446	Bharatpur Crown	08/29/2022	Active(1)	20	0	0	0	0.00%	20		30	1	None		P,S,T,M,VP SC	6	
89660	BHARATPUR DIAMOND	11/17/2005	Active	50	5	4	1	2.04%	54	9	1			N	T,VP	0	
138008	BHARATPUR FRIENDS	05/03/2019	Active	19	2	20	-18	-48.65%	37	5	1				M,VP,SC	5	90+ Days \$1,000.30
138007	BHARATPUR GOLD	05/03/2019	Cancelled(8*)	0	0	2	-2	-100.00%	1	3	0		None		P,S,T,M,VP SC	0	90+ Days
107307	BHARATPUR KOHINOOR	01/21/2010	Active	30	6	6	0	0.00%	29	8	3				P,S,T,VP,SC	1	90+ Days \$1,000.30
145270	Bharatpur Sanctuary	03/17/2021	Active	25	8	6	2	8.70%	29	3	2		2		T,M,VP,SC	5	
120205	Bhatner	08/23/2013	Active(2)	12	12	10	2	20.00%	0	10	0				S,M,VP,SC	4	\$299.49
54138	BHIWADI	02/24/1993	Active(1)	60	0	0	0	0.00%	60		0			N	M,SC	0	90+ Days \$2,006.59
117834	BHIWADI CITY	09/14/2012	Active	71	2	4	-2	-2.74%	73	4	2		2	R		2	\$6,842.40
148191	Bhiwadi Roshni	09/03/2021	Cancelled(8*)	0	0	14	-14	-100.00%	14	4	16	1	None		P,S,T,M,VP SC	5	90+ Days
26290	BIKANER	11/08/1968	Active	44	0	4	-4	-8.33%	53	10	3				S,T,M,VP,SC	8	
99886	BIKANER MULTIVISION	06/29/2007	Active(1)	7	0	5	-5	-41.67%	12	4	1			R	P,T,M,SC	7	90+ Days
125358	Bikaner Udaan	07/14/2015	Cancelled(8*)	0	0	16	-16	-100.00%	18	7	3		None		P,S,T,M,VP SC	5	90+ Days
135513	Bikaner Universal	07/09/2018	Cancelled(8*)	0	0	16	-16	-100.00%	16	6	3	1	None		P,S,T,M,VP SC	8	90+ Days
46149	CHURU	05/01/1986	Active	39	0	0	0	0.00%	44		6		2	N		4	\$1,000.30
41764	DABRA	07/12/1982	Active	91	12	5	7	8.33%	84	5	2				S,M,VP,SC	1	
132337	Dabra City	11/21/2017	Active(2)	18	0	0	0	0.00%	18		16	1	None		P,S,T,M,VP SC	5	90+ Days
146042	Datia Best	06/28/2021	Active(1)	10	10	10	0	0.00%	10	3	0				T,M,VP,SC	7	
96795	DAUSA CITY	03/29/2006	Active(2)	11	1	1	0	0.00%	11	19	3				M,VP,SC	6	
29699	DHOLPUR	07/15/1974	Cancelled(8*)	0	0	6	-6	-100.00%	6	14	3		None		P,S,T,M,VP SC	7	90+ Days
Exc Award (06/30/2016)																	
44322	FATEHPUR SHEKHAWATI	10/22/1984	Active	58	6	1	5	9.43%	52	1	2			N	M,VP,SC	2	
151215	Fatehpur Shekhawati Shri Laxminath	06/20/2022	Active(1)	34	4	6	-2	-5.56%	36	2	2			N	P,T,M,VP,SC	5	90+ Days \$2,000.60



Club Health Assessment for District 3233E1 through March 2025

			Status	Membership							Reports					Finance		LCIF
Club Number	Club Name	Charter Date		Current Member Count	YTD Members Added	YTD Members Dropped	YTD Net Growth	YTD Net Growth%	Member Count 12 Months Ago	Avg. length of service for dropped members	Months Since Last MMR ***	Yrs. Since Last Officer Report	President Rotation	Vice President Reported ****	Months Since Last Activity Report ***	Account Balance	Donations for current Fiscal Year	
			Number of times on status quo within last two years	If below 15 members appears					If net loss is greater than 20% appears			If no report in 3 months appears in	When more than one year appears in	Number of repeat terms	Notes the officers that do not have an active	If no report at 12 months appears in red		
41941	GANGAPUR CITY	10/25/1982	Active	37	4	0	4	12.12%	64		7				T,M,VP,SC	1		
138553	Gangapur City Diamond	06/13/2019	Cancelled(8*)	0	0	10	-10	-100.00%	10	4	0	1	None		P,S,T,M,VP SC	7	90+ Days	
151026	Gangapur City Disha	06/17/2022	Active	16	0	0	0	0.00%	20		2			N	P,M,VP	0		
132251	Gangapur City Garima	08/01/2017	Active	38	11	0	11	40.74%	27		2			N		0	\$2,000.60	
136152	Gangapur City Gold	09/12/2018	Active(1)	17	9	0	9	112.50%	16		0				M,VP,SC	5	90+ Days	
138551	Gangapur City Kohinoor	06/12/2019	Active(2)	1	0	0	0	0.00%	1		10	2	None		P,S,T,M,VP SC	N/A		
151027	Gangapur City Sarthak	06/16/2022	Active	21	0	1	-1	-4.55%	19	2	2				M,VP,SC	5	90+ Days	
41606	GOHAD	06/03/1982	Active	4	0	0	0	0.00%	4		19		15		S,T,M,VP,SC	2		
150050	Guna Amrit	03/07/2022	Active(1)	10	10	10	0	0.00%	10	3	0		4		S,T,M,VP,SC	6		
120145	Guna Central	08/14/2013	Active(1)	61	6	0	6	10.91%	55		7				M,VP,SC	6	90+ Days	
130407	Guna Centurion	04/18/2017	Cancelled(8*)	0	0	30	-30	-100.00%	25	5	3		None		P,S,T,M,VP SC	7	90+ Days	
61529	GUNA CITY	02/15/1999	Active	94	3	0	3	3.30%	93		7				M,VP,SC	1	90+ Days	
139693	Guna Disha	09/09/2019	Active(1)	16	5	1	4	33.33%	12	0	7				S,T,M,VP,SC	0	90+ Days	
123065	Guna Drashti	09/05/2014	Active	17	0	0	0	0.00%	17		5				M,VP,SC	5	90+ Days	
26304	GWALIOR	10/29/1960	Active	238	18	14	4	1.71%	233	9	2				S,M,VP,SC	5	90+ Days	
153860	Gwalior Aarish	03/31/2023	Active	19	2	0	2	11.76%	15		4				P,S,T,M,VP SC	5	90+ Days	
149502	GWALIOR ANUBHUTI	03/03/2022	Active	16	0	4	-4	-20.00%	20	2	0				P,S,M,VP,SC	3	90+ Days	
Exc Award (06/30/2024)																		
143766	Gwalior Aryan	02/05/2021	Active(1)	8	0	7	-7	-46.67%	15	3	3				S,T,M,VP,SC	6	90+ Days	
125169	Gwalior Astha	06/22/2015	Active	26	0	1	-1	-3.70%	27	9	7				M,VP,SC	5	90+ Days	
50229	GWALIOR CENTRAL	02/22/1990	Active	128	1	9	-8	-5.88%	142	5	1			R	SC	5	90+ Days	
109236	GWALIOR CITY	09/16/2010	Active	156	0	0	0	0.00%	156		4			N	M,SC	5		
142180	Gwalior City Star	07/29/2020	Cancelled(8*)	0	0	16	-16	-100.00%	16	5	3	1	None		P,S,T,M,VP SC	5	90+ Days	
123138	Gwalior Classic	09/18/2014	Cancelled(8*)	0	1	27	-26	-100.00%	23	8	7		None		P,S,T,M,VP SC	7	90+ Days	
132253	Gwalior Cosmic	08/07/2017	Active(1)	33	0	0	0	0.00%	31		11				M,VP,SC	5	90+ Days	



Club Health Assessment for District 3233E1 through March 2025

			Status	Membership							Reports					Finance		LCIF
Club Number	Club Name	Charter Date		Current Member Count	YTD Members Added	YTD Members Dropped	YTD Net Growth	YTD Net Growth%	Member Count 12 Months Ago	Avg. length of service for dropped members	Months Since Last MMR ***	Yrs. Since Last Officer Report	President Rotation	Vice President Reported ****	Months Since Last Activity Report ***	Account Balance	Donations for current Fiscal Year	
			Number of times on status quo within last two years	If below 15 members appears				If net loss is greater than 20% appears			If no report in 3 months appears in	When more than one year appears in	Number of repeat terms	Notes the officers that do not have an active	If no report at 12 months appears in red			
117773	GWALIOR DISHA CAMPUS LIONS CLUB	09/04/2012	Active(1)	36	0	1	-1	-2.70%	38	4	0		2	T,VP,SC	5			
129995	Gwalior Excellency	03/10/2017	Active	15	7	0	7	87.50%	18		0			M,VP,SC	4	90+ Days	\$1,000.30	
62724	GWALIOR GALAV	01/18/2000	Active	37	13	0	13	54.17%	33		0		N	T,M,SC	5	90+ Days	\$3,000.90	
138164	GWALIOR GAYATRI	05/27/2019	Active	5	0	0	0	0.00%	5		21	1	None	P,S,T,M,VP SC	6	90+ Days		
148137	Gwalior Indraprastha	09/20/2021	Active	70	0	0	0	0.00%	101		1			T,M,VP,SC	5	90+ Days		
138196	Gwalior Jagat	05/20/2019	Active(1)	6	0	0	0	0.00%	5		3		None	P,S,T,M,VP SC	5	90+ Days	\$709.19	
138197	Gwalior Janki	05/19/2019	Active	5	0	0	0	0.00%	5		11		7	S,T,M,VP,SC	6	90+ Days		
138582	Gwalior Jashan	06/17/2019	Active(1)	6	0	0	0	0.00%	5		10	1	None	P,S,T,M,VP SC	3	90+ Days	\$1,000.30	
136783	Gwalior Ladies	11/06/2018	Active(1)	10	10	10	0	0.00%	13	4	2		2	T,M,VP,SC	4			
151891	Gwalior Maitri	07/21/2022	Active(1)	30	0	0	0	0.00%	28		8		N		7	90+ Days		
128872	Gwalior Midtown	09/20/2016	Active(2)	16	0	0	0	0.00%	16		15	1	None	P,S,T,M,VP SC	5	90+ Days		
109070	GWALIOR NORTH	08/13/2010	Active	15	0	3	-3	-16.67%	26	6	3			T,VP	7	90+ Days		
109084	GWALIOR PRERNA	08/20/2010	Active	41	0	0	0	0.00%	41		9		N		6	90+ Days		
61841	GWALIOR PRIYADARSHANI	04/28/1999	Active	74	6	3	3	4.23%	76	11	3			M,VP,SC	0		\$1,000.30	
136987	Gwalior Queen	12/12/2018	Active	16	1	0	1	6.67%	15		2			M,VP,SC	0		\$1,000.30	
123368	Gwalior Rising	10/16/2014	Cancelled(8*)	0	0	11	-11	-100.00%	11	10	9		None	P,S,T,M,VP SC	5	90+ Days		
135927	Gwalior Rounak	07/17/2018	Active(1)	15	0	0	0	0.00%	15		8		None	P,S,T,M,VP SC	8	90+ Days		
120600	Gwalior Samarpan	10/25/2013	Cancelled(8*)	0	4	16	-12	-100.00%	14	7	3		None	P,S,T,M,VP SC	7	90+ Days		
136926	Gwalior Shine	12/12/2018	Active	16	0	4	-4	-20.00%	20	5	3			M,VP,SC	3		\$1,000.30	
152317	Gwalior Shril	08/25/2022	Active(1)	19	0	0	0	0.00%	16		10			T,M,VP,SC	5	90+ Days		
144818	Gwalior Tansen	06/21/2021	Active	5	0	0	0	0.00%	5		15		None	P,S,T,M,VP SC	3	90+ Days	\$1,000.30	
140198	Gwalior Tejaswani	12/12/2019	Active(1)	15	0	0	0	0.00%	15		0			S,M,VP,SC	5	90+ Days		
53426	HANUMANGARH	06/30/1992	Active	34	5	0	5	17.24%	29		0			M,VP,SC	7	90+ Days	\$2,497.75	
138536	Hanumangarh City	06/13/2019	Active	23	0	6	-6	-20.69%	36	4	1			S,T,M,VP,SC	7			
101091	HANUMANGARH DIAMOND	01/24/2008	Cancelled(8*)	0	0	20	-20	-100.00%	20	8	0		None	P,S,T,M,VP SC	8	90+ Days		



Club Health Assessment for District 3233E1 through March 2025

			Status	Membership							Reports					Finance		LCIF
Club Number	Club Name	Charter Date		Current Member Count	YTD Members Added	YTD Members Dropped	YTD Net Growth	YTD Net Growth%	Member Count 12 Months Ago	Avg. length of service for dropped members	Months Since Last MMR ***	Yrs. Since Last Officer Report	President Rotation	Vice President Reported ****	Months Since Last Activity Report ***	Account Balance	Donations for current Fiscal Year	
			Number of times on status quo within last two years	If below 15 members appears				If net loss is greater than 20% appears			If no report in 3 months appears in	When more than one year appears in	Number of repeat terms	Notes the officers that do not have an active	If no report at 12 months red			
61034	HINDAUN CENTRAL	07/06/1998	Active	21	0	0	0	0.00%	36		0		2	M,VP,SC	6		\$2,010.60	
100250	HINDAUN GOLD	09/20/2007	Active(1)	13	0	0	0	0.00%	21		9	1	None	P,S,T,M,VP SC	8			
145959	Isagarh	06/22/2021	Cancelled(8*)	0	0	10	-10	-100.00%	10	3	13	1	None	P,S,T,M,VP SC	6	90+ Days		
26309	JAIPUR	12/07/1964	Active	29	1	3	-2	-6.45%	40	3	2		R	P	3	90+ Days		
138583	Jaipur Abhilasha	06/16/2019	Cancelled(8*)	0	0	5	-5	-100.00%	5	2	3	1	None	P,S,T,M,VP SC	7	90+ Days		
52238	JAIPUR ADARSH NAGAR	12/05/1991	Active	80	17	3	14	21.21%	67	17	1		N	SC	0		\$1,804.54	
135648	Jaipur Akashdeep	07/09/2018	Active(1)	30	6	0	6	25.00%	24		0		N	VP	7			
120233	Jaipur Amber Fort	08/29/2013	Active	20	2	2	0	0.00%	20	35	3			T,M,VP,SC	2		\$10.00	
136637	Jaipur Angel Pearl	10/23/2018	Cancelled(8*)	0	0	1	-1	-100.00%	3	6	3		None	P,S,T,M,VP SC	24+	90+ Days		
136638	Jaipur Angel Ruby	10/23/2018	Active(1)	12	0	1	-1	-7.69%	14	3	2			S,T,M,VP,SC	7	90+ Days		
128289	Jaipur Anmol	08/24/2016	Active(1)	6	0	1	-1	-14.29%	7	8	1		4	VP,SC	1			
39377	JAIPUR BANIPARK	01/26/1981	Active	17	6	6	0	0.00%	22	22	0		R	T,M,SC	8		\$2,000.60	
126080	Jaipur Bhagwati Divine	12/30/2015	Active	66	0	0	0	0.00%	74		5		N	P,T,M,VP,SC	0	90+ Days		
134533	Jaipur Bhaskar	04/23/2018	Active	22	0	0	0	0.00%	22		3			T,M,VP,SC	5			
46985	JAIPUR CAPITAL	02/23/1987	Active	24	3	4	-1	-4.00%	22	20	3			S,T,M,VP,SC	0	90+ Days		
41607	JAIPUR CENTRAL	06/29/1982	Active(1)	12	15	13	2	20.00%	11	15	1		3	VP,SC	4			
135264	Jaipur Central Spine	06/19/2018	Active	17	11	1	10	142.86%	20	2	2			M,VP,SC	2	90+ Days	\$843.36	
106661	JAIPUR CHARTERED ACCOUNTANTS Exc Award (06/30/2023)	10/02/2009	Active(2)	51	3	0	3	6.25%	46		1		N	M,SC	1			
88701	JAIPUR CRYSTAL	06/21/2005	Cancelled(8*)	0	0	10	-10	-100.00%	10	14	27	1	None	P,S,T,M,VP SC	7	90+ Days		
138004	Jaipur Dashmesh	05/03/2019	Cancelled(8*)	0	0	6	-6	-100.00%	6	2	3		None	P,S,T,M,VP SC	7	90+ Days		
138552	Jaipur Deeraghaayu	06/13/2019	Active	4	0	0	0	0.00%	4		21	1	None	P,S,T,M,VP SC	2	90+ Days		
67177	JAIPUR DIAMOND	01/21/2003	Active(1)	37	5	0	5	15.63%	35		2			M,VP,SC	0	90+ Days	\$160.00	
60905	JAIPUR EMERALD	06/18/1998	Active(1)	10	0	0	0	0.00%	8		9			T,M,VP,SC	6			
120201	Jaipur Green	08/23/2013	Active(2)	19	0	0	0	0.00%	19		4		None	P,T,M,VP,SC	7	90+ Days		



Club Health Assessment for District 3233E1 through March 2025

			Status	Membership							Reports					Finance	LCIF	
Club Number	Club Name	Charter Date		Current Member Count	YTD Members Added	YTD Members Dropped	YTD Net Growth	YTD Net Growth%	Member Count 12 Months Ago	Avg. length of service for dropped members	Months Since Last MMR ***	Yrs. Since Last Officer Report	President Rotation	Vice President Reported ****	Months Since Last Activity Report ***	Account Balance	Donations for current Fiscal Year	
			Number of times on status quo within last two years	If below 15 members appears					If net loss is greater than 20% appears			If no report in 3 months appears in	When more than one year appears in	Number of repeat terms	Notes the officers that do not have an active	If no report at 12 months red		
151965	Jaipur Gulabi Nagar	07/25/2022	Active(2)	10	0	0	0	0.00%	10		3		3	M,VP,SC	3			
45232	JAIPUR HAWAMAHAL	06/28/1985	Active(1)	25	4	3	1	4.17%	23	13	3			M,VP,SC	3	90+ Days	\$1,000.30	
142377	Jaipur Heritage	08/06/2020	Active(2)	16	1	1	0	0.00%	16	4	3		N	VP	5	90+ Days		
134687	Jaipur Kardhani	05/07/2018	Active(1)	6	0	0	0	0.00%	11		9			T,M,VP,SC	5			
106582	JAIPUR MADHURAM	09/10/2009	Active(1)	11	0	7	-7	-38.89%	18	5	0			S,T,M,VP,SC	8			
54102	JAIPUR MAHANAGAR	02/16/1993	Active(1)	17	2	5	-3	-15.00%	20	12	0			M,VP,SC	0	90+ Days		
60038	JAIPUR MAITRAI	10/23/1997	Active(1)	17	0	3	-3	-15.00%	20	12	3		3	M,VP,SC	5			
52483	JAIPUR MALVIYA NAGAR	02/05/1992	Active	30	1	4	-3	-9.09%	32	16	5			R	0			
109155	JAIPUR METRO	09/01/2010	Active	80	1	0	1	1.27%	69		8			M,VP,SC	8		\$5.99	
Exc Award (06/30/2024)																		
135511	Jaipur Pink City	07/13/2018	Active(2)	16	0	0	0	0.00%	18		10	1	None	P,S,T,M,VP SC	7	90+ Days	\$1,000.30	
112146	JAIPUR PLUS	08/30/2011	Active	9	0	0	0	0.00%	9		17			N	P,T,VP	4	90+ Days	
105290	JAIPUR PRIME STAR	04/21/2009	Active(1)	7	0	8	-8	-53.33%	15	11	3			S,M,VP,SC	7	90+ Days		
138463	Jaipur Queen	06/06/2019	Active(1)	12	0	0	0	0.00%	12		0		2	N	VP,SC	5	90+ Days	\$1,000.30
138006	Jaipur Sakhi Saheli	05/03/2019	Active	4	0	0	0	0.00%	4		21	1	None	P,S,T,M,VP SC	2	90+ Days		
135972	Jaipur Samarpan	07/24/2018	Active	32	30	22	8	33.33%	23	7	2			N	T,M,VP,SC	3	90+ Days	\$1,000.30
40573	JAIPUR SHASTRINAGAR	11/05/1981	Active(1)	68	0	0	0	0.00%	105		9		2	M,VP,SC	5	90+ Days		
64781	JAIPUR SHIVAM	11/13/2001	Active(1)	20	0	5	-5	-20.00%	25	6	6		2	M,VP,SC	6	90+ Days		
115281	JAIPUR SOUTH	10/14/2011	Active	15	2	3	-1	-6.25%	16	5	3			M,VP,SC	4	90+ Days		
136883	Jaipur Sparkle	11/26/2018	Active	26	10	0	10	62.50%	18		2			N		0	\$1,000.30	
153466	Jaipur Star	02/22/2023	Cancelled(8*)	0	0	20	-20	-100.00%	0	2	3		None	P,S,T,M,VP SC	5	90+ Days		
105214	JAIPUR SUPER STAR	04/09/2009	Active	10	0	0	0	0.00%	10		8			P,T,M,VP,SC	4		\$750.22	
57145	JAIPUR SUPREME	06/28/1995	Active(1)	9	0	0	0	0.00%	11		10			T,M,VP,SC	5			
67578	JAIPUR TIME SQUARE	03/05/2003	Active(1)	46	0	0	0	0.00%	46		0		2	M,VP,SC	5	90+ Days		
122991	Jaipur Vidhyadhar Nagar	08/22/2014	Active	20	8	2	6	42.86%	16	5	7		2	M,VP,SC	7	90+ Days	\$1,006.29	



Club Health Assessment for District 3233E1 through March 2025

			Status	Membership							Reports					Finance	LCIF
Club Number	Club Name	Charter Date		Current Member Count	YTD Members Added	YTD Members Dropped	YTD Net Growth	YTD Net Growth%	Member Count 12 Months Ago	Avg. length of service for dropped members	Months Since Last MMR ***	Yrs. Since Last Officer Report	President Rotation	Vice President Reported ****	Months Since Last Activity Report ***	Account Balance	Donations for current Fiscal Year
			Number of times on status quo within last two years	If below 15 members appears				If net loss is greater than 20% appears			If no report in 3 months appears in	When more than one year appears in	Number of repeat terms	Notes the officers that do not have an active	If no report at 12 months appears in red		
Exc Award (06/30/2021)																	
30140	JAIPUR WEST	01/14/1975	Active(1)	20	0	3	-3	-13.04%	25	11	1			T,M,VP,SC	5		
40395	JHUNJHUNU	09/23/1981	Active	90	4	11	-7	-7.22%	97	6	2			P,M,VP,SC	2		
125514	Jhunjhunu Gaurav	07/27/2015	Active	35	2	4	-2	-5.41%	38	8	3			T,VP	1		
102408	JOURA TOWN	06/13/2008	Active	5	0	0	0	0.00%	5		13		None	P,S,T,M,VP SC	3	90+ Days	
139019	Karauli	07/12/2019	Active(2)	11	0	0	0	0.00%	10		3			S,VP,SC	5		
120174	Karera Central	08/19/2013	Active(1)	9	0	0	0	0.00%	9		12	1	None	P,S,T,M,VP SC	6	90+ Days	
145998	Kelaras	06/22/2021	Active(2)	5	4	3	1	25.00%	3	2	3		N	SC	5	90+ Days	
60519	KHAIRTHAL MANDI	03/18/1998	Active	34	0	2	-2	-5.56%	45	7	0		R	S,T,M,SC	6		
150005	Kolaras Amrit	03/07/2022	Active	9	0	0	0	0.00%	9		13	1	None	P,S,T,M,VP SC	6	90+ Days	
145986	Kolaras Best	06/22/2021	Active(1)	10	10	10	0	0.00%	10	3	0			S,T,M,VP,SC	4		
142092	Kotputli City	07/08/2020	Cancelled(8*)	0	0	20	-20	-100.00%	20	4	3	1	None	P,S,T,M,VP SC	5	90+ Days	
135512	Lalsot	07/13/2018	Cancelled(8*)	0	0	14	-14	-100.00%	0	5	3		None	P,S,T,M,VP SC	7	90+ Days	
147676	Laxmangarh	10/05/2021	Active	13	0	0	0	0.00%	13		10	1	None	P,S,T,M,VP SC	5	90+ Days	
129920	Mahwa City	03/01/2017	Active	27	1	0	1	3.85%	26		2			M,VP,SC	5		
60406	MANDAWAR	02/23/1998	Active	17	3	0	3	21.43%	15		2			M,VP	0	90+ Days	\$1,251.11
32767	MORENA	09/13/1976	Active(2)	7	3	0	3	75.00%	6		5			T,VP	8	90+ Days	
148703	Morena Elite	12/03/2021	Active(2)	5	2	0	2	66.67%	3		8			T,M,VP,SC	2		
115633	MORENA MAYURVAN	12/09/2011	Active(1)	20	2	1	1	5.26%	19	13	4			P,T,M,VP,SC	5	90+ Days	
135514	Morena Samanvay	07/09/2018	Active	16	6	0	6	60.00%	17		3			M,VP,SC	5		\$3,000.90
40396	MORENA WEST	09/23/1981	Active	27	2	1	1	3.85%	26	20	2			S,M,VP,SC	8	90+ Days	
43424	NEWAI	01/11/1984	Active(1)	21	0	5	-5	-19.23%	20	5	2			P,M,VP,SC	5	90+ Days	\$1,000.30
145497	Pilibanga	03/17/2021	Active(1)	19	3	0	3	18.75%	32		6		2	T,M,VP,SC	0		
149860	Porsa	03/08/2022	Active	5	0	0	0	0.00%	5		21	1	None	P,S,T,M,VP SC	3	90+ Days	
54103	RAJGARH	02/16/1993	Active	27	0	0	0	0.00%	25		7	1	None	P,S,T,M,VP SC	5	90+ Days	\$1,000.30




Club Health Assessment for District 3233E1 through March 2025

			Status	Membership							Reports					Finance		LCIF
Club Number	Club Name	Charter Date		Current Member Count	YTD Members Added	YTD Members Dropped	YTD Net Growth	YTD Net Growth%	Member Count 12 Months Ago	Avg. length of service for dropped members	Months Since Last MMR ***	Yrs. Since Last Officer Report	President Rotation	Vice President Reported ****	Months Since Last Activity Report ***	Account Balance	Donations for current Fiscal Year	
			Number of times on status quo within last two years	If below 15 members appears				If net loss is greater than 20% appears			If no report in 3 months appears in	When more than one year appears in	Number of repeat terms	Notes the officers that do not have an active	If no report at 12 months red			
57399	RAMSINGHPUR	10/02/1995	Active	11	0	0	0	0.00%	11		9	1	None	P,S,T,M,VP SC	7	90+ Days		
142318	Ratangarh Prerna	07/21/2020	Active	39	13	5	8	25.81%	31	3	2			M,VP,SC	1			
124484	Ratangarh West	04/03/2015	Active	29	0	0	0	0.00%	29		16			T,M,VP,SC	7			
149845	Sabalgarh Central	03/07/2022	Active(1)	10	10	10	0	0.00%	10	3	0		3	M,VP,SC	5			
116217	SARDAR SAHAR DIAMOND	03/14/2012	Active	42	1	0	1	2.44%	41		4		2	VP	0		\$1,000.30	
151028	Sawai Madhopur	06/16/2022	Active(2)	2	0	0	0	0.00%	2		12			M,VP,SC	2			
127016	Sawai Madhopur Bonli	03/17/2016	Active(1)	26	0	0	0	0.00%	28		9			S,T,M,VP	5	90+ Days		
149271	Sheopur Best	01/11/2022	Active(1)	15	0	0	0	0.00%	15		35	1	None	P,S,T,M,VP SC	8	90+ Days		
49224	SHIVPURI CENTRAL	02/02/1989	Active	68	12	1	11	19.30%	56	14	0			N SC	6	90+ Days	\$1,000.30	
139023	Shivpuri Diamond	07/12/2019	Active(1)	15	0	0	0	0.00%	15		22	1	None	P,S,T,M,VP SC	7	90+ Days		
139021	Shivpuri Heritaze	07/12/2019	Active(2)	16	0	0	0	0.00%	16		1			T,M,VP,SC	7	90+ Days		
148228	Shivpuri Risers	11/08/2021	Active	26	0	0	0	0.00%	26		10			P,M,VP,SC	5	90+ Days		
150051	Shivpuri Ruby	03/03/2022	Active(1)	10	11	11	0	0.00%	10	3	0		4	S,T,M,VP,SC	4			
97899	SHIVPURI SOUTH	12/21/2006	Active	36	0	5	-5	-12.20%	52	11	1			S,T,M,VP,SC	5	90+ Days		
125789	Shri Ganganagar Umang Couple	09/11/2015	Active(2)	22	0	0	0	0.00%	22		1			P,M,VP,SC	4	90+ Days	\$1,025.09	
63911	SHRIMADHOPUR	01/08/2001	Active	25	6	2	4	19.05%	21	8	5		4	M,VP,SC	3			
37010	SIKAR	04/23/1979	Active	74	0	2	-2	-2.63%	76	21	8			M,VP,SC	0			
115289	SIKAR CROWN	10/12/2011	Active	47	2	2	0	0.00%	47	2	3			M,VP,SC	5	90+ Days		
139333	Sikar Diamond	08/08/2019	Active	19	0	0	0	0.00%	19		10			T,M,VP,SC	5	90+ Days		
142019	Sikar Legends	07/09/2020	Active	11	0	0	0	0.00%	14		0			S,VP,SC	5			
142305	Sikar Pride	07/21/2020	Active	52	4	0	4	8.33%	51		5			N T,M,SC	0	90+ Days		
107324	SIKAR SUNRISE	02/11/2010	Active(1)	30	1	0	1	3.45%	26		0			N T	0	90+ Days	\$1,001.49	
Exc Award (06/30/2024)																		
61436	SIKAR SURBHI	01/20/1999	Cancelled(8*)	0	0	33	-33	-100.00%	35	10	3	1	None	P,S,T,M,VP SC	5	90+ Days		
60455	SRI DUNGARGARH GREATER	03/03/1998	Active(1)	21	0	0	0	0.00%	21		21	1	None	P,S,T,M,VP SC	5	90+ Days		



Club Health Assessment for District 3233E1 through March 2025

			Status	Membership							Reports					Finance	LCIF
Club Number	Club Name	Charter Date		Current Member Count	YTD Members Added	YTD Members Dropped	YTD Net Growth	YTD Net Growth%	Member Count 12 Months Ago	Avg. length of service for dropped members	Months Since Last MMR ***	Yrs. Since Last Officer Report	President Rotation	Vice President Reported ****	Months Since Last Activity Report ***	Account Balance	Donations for current Fiscal Year
			Number of times on status quo within last two years	If below 15 members appears				If net loss is greater than 20% appears			If no report in 3 months appears in	When more than one year appears in	Number of repeat terms	Notes the officers that do not have an active	If no report at 12 months appears in red		
142638	Sri Ganganagar Abhinandan	08/24/2020	Active	12	2	2	0	0.00%	17	4	8			S,M,VP,SC	5		\$1,006.29
147767	Sri Ganganagar Centre	08/05/2021	Active(1)	25	0	0	0	0.00%	25		0			T,M,VP,SC	5	90+ Days	\$890.50
149508	Sri Ganganagar Diamond	03/02/2022	Cancelled(8*)	0	0	5	-5	-100.00%	5	3	3	1	None	P,S,T,M,VP SC	3	90+ Days	
140686	Sri Ganganagar Royals	02/20/2020	Active(1)	27	0	0	0	0.00%	27		3		N	S,T,M,VP,SC	7		
149507	Sri Ganganagar Swabhimani	03/02/2022	Active	9	0	1	-1	-10.00%	10	3	1		4	S,T,M,VP,SC	4	90+ Days	
26344	SRIGANGANAGAR	12/17/1967	Active	109	5	8	-3	-2.68%	113	11	0		N	T,SC	5		\$4,001.20
152476	Sriganganagar Central City	08/30/2022	Active(1)	19	0	0	0	0.00%	17		7			M,VP,SC	7	90+ Days	
89070	SRIGANGANAGAR CLASSIC	08/10/2005	Active	23	0	0	0	0.00%	24		3			VP	7	90+ Days	
50599	SRIGANGANAGAR GREATER	05/22/1990	Active	40	1	2	-1	-2.44%	41	1	0			S,M,VP,SC	1	90+ Days	\$1,000.30
120622	Sriganganagar Sunrise	11/04/2013	Active(1)	20	3	2	1	5.26%	19	11	2			VP,SC	0		
117839	SRIGANGANAGAR VIKAS	09/17/2012	Active	18	0	0	0	0.00%	20		0		2	M,VP,SC	5		
66795	SRIGANGANAGAR VISHWASH	11/11/2002	Active	32	2	0	2	6.67%	30		0		3	P,T,M,VP,SC	5	90+ Days	
83074	TONK COUPLE	06/30/2004	Active	10	0	0	0	0.00%	16		10	1	None	P,S,T,M,VP SC	5		
135932	Vijay Nagar	07/24/2018	Active	31	0	0	0	0.00%	31		6			M,VP,SC	6	90+ Days	\$1,000.30
150052	Vijaypur Central	03/04/2022	Active(1)	10	10	10	0	0.00%	10	3	0		3	S,T,M,VP,SC	6		

Clubs Cancelled Previous Fiscal Year – Clubs Cancelled within last 12 months may be reinstated

Club Number	Club Name	Charter Date	Current Status*	Cancellation Date
147534	Alwar Sariska	07/21/2021	Cancelled(8*)	12/29/2023
131017	Gwalior Amrit	06/07/2017	Cancelled(8*)	12/29/2023
138512	Gwalior Jagrati	06/11/2019	Cancelled(8*)	09/29/2023
152133	Jaipur Darpan	08/12/2022	Cancelled(8*)	02/29/2024
109150	SRIDUNGARGARH UNIQUE	09/01/2010	Cancelled(8*)	12/29/2023



Club Health Assessment for District 3233E1 through March 2025

						Status		Membership						Reports				Finance		LCIF	
Club Number	Club Name	Charter Date																			

* - P - Priority Club. Cancellation Reasons: 1-Objectives/conduct, 2-Non-active club, 5-Non-existing club, 6-Disbanding, 7-Merger, 8-Financial Suspension, 9-District/Multiple District Dues.

** - Abbreviation: P-President, S-Secretary, T-Treasurer, M-Member Chairperson, VP-First Vice President, MC-Communications Chairperson, SC-Service Chairperson

*** - Abbreviation: N/R - Never reported using the Lions Clubs website, N/A - Not applicable, No password registered for the Lions Clubs website.

**** - Abbreviation: N - New, IP - Immediate Past, R - Repeat.




Club Health Assessment for District 3233E2 through March 2025

			Status	Membership							Reports					Finance		LCIF
Club Number	Club Name	Charter Date		Current Member Count	YTD Members Added	YTD Members Dropped	YTD Net Growth	YTD Net Growth%	Member Count 12 Months Ago	Avg. length of service for dropped members	Months Since Last MMR ***	Yrs. Since Last Officer Report	President Rotation	Vice President Reported ****	Months Since Last Activity Report ***	Account Balance	Donations for current Fiscal Year	
			Number of times on status quo within last two years	If below 15 members appears			If net loss is greater than 20% appears				If no report in 3 months appears in	When more than one year appears in	Number of repeat terms	Notes the officers that do not have an active	If no report at 12 months appears in red			
Clubs less than two years old																		
157100	Banswara Manthan	01/10/2024	Active	25	0	0	0	0.00%	25		8		2	T,M,VP,SC	7			
177739	Bhilwara Royal City	11/18/2024	Active	20	20	0	20	100.00%	0		4			N	T,M,VP,SC	N/R	90+ Days	
179227	Deedwana	11/08/2024	Active	20	20	0	20	100.00%	0		4			N		N/R		
154105	Gangapur Sahara	05/08/2023	Cancelled(8*)	0	0	10	-10	-100.00%	20	1	7		None	P,S,T,M,VP SC	18	90+ Days		
172224	Jodhpur Lalsagar	06/20/2024	Active	23	0	1	-1	-4.17%	0	10	8		2	M,VP,SC	8			
157681	Kota Pride	03/11/2024	Cancelled(8*)	0	0	35	-35	-100.00%	20	1	10		None	P,S,T,M,VP SC	N/R	90+ Days		
172346	Kota Star	06/24/2024	Active	26	6	0	6	30.00%	0		3		2	N	0			
154822	Kota Vinayakam	06/19/2023	Active	6	0	0	0	0.00%	20		8		3	R	N/A			
155802	Nimbahera Gold	08/28/2023	Active	48	5	0	5	11.63%	46		7			T,M,VP,SC	4	90+ Days		
157772	Sawar	04/22/2024	Active	24	4	0	4	20.00%	0		4		2	M,VP,SC	0			
Clubs more than two years old																		
46598	ABU ROAD	10/20/1986	Active	90	0	1	-1	-1.10%	112	2	0			N	VP	2	90+ Days	
	Exc Award (06/30/2023)																	
135478	Abu Road Rockers	08/06/2018	Active	14	0	0	0	0.00%	16		8			P,M,VP,SC	6	90+ Days		
138844	Abu Road Sangam	07/15/2019	Active	6	0	0	0	0.00%	15		6		2	S,M,VP,SC	6			
104183	ABU ROAD SHAHAR	12/18/2008	Active(2)	17	1	5	-4	-19.05%	25	3	0		9	R	M,VP,SC	14		
118922	ABUROAD ARAVALI	03/12/2013	Active	63	0	5	-5	-7.35%	68	1	2			S,M,VP,SC	15			
	Exc Award (06/30/2020, 06/30/2024)																	
26280	AJMER	04/09/1966	Active	150	14	5	9	6.38%	139	16	0			VP,SC	0			
	Exc Award (06/30/2016, 06/30/2024)																	
64744	AJMER AASTHA	10/11/2001	Active	67	6	2	4	6.35%	63	1	2			M,VP,SC	3			
	Exc Award (06/30/2024)																	
55708	AJMER CITY	05/17/1994	Active(1)	19	3	3	0	0.00%	20	9	5			N	S,VP	7		
	Exc Award (06/30/2017)																	
151286	Ajmer Premium	06/17/2022	Active	63	3	4	-1	-1.56%	59	3	1			N	SC	7		



Club Health Assessment for District 3233E2 through March 2025

			Status	Membership							Reports					Finance	LCIF	
Club Number	Club Name	Charter Date		Current Member Count	YTD Members Added	YTD Members Dropped	YTD Net Growth	YTD Net Growth%	Member Count 12 Months Ago	Avg. length of service for dropped members	Months Since Last MMR ***	Yrs. Since Last Officer Report	President Rotation	Vice President Reported ****	Months Since Last Activity Report ***	Account Balance	Donations for current Fiscal Year	
			Number of times on status quo within last two years	If below 15 members appears				If net loss is greater than 20% appears			If no report in 3 months appears in	When more than one year repeat appears in	Number of repeat terms	Notes the officers that do not have an active red	If no report at 12 months appears in red			
60651	AJMER PRITHVIRAJ	04/14/1998	Active	17	0	0	0	0.00%	29		9			R	T,VP	20	90+ Days	\$179.69
134706	Ajmer Shaurya	06/01/2018	Active	25	0	3	-3	-10.71%	28	3	6			N		0		
119453	AJMER UMANG	05/24/2013	Active	17	1	4	-3	-15.00%	20	9	2		2	N	SC	18		
39934	AJMER WEST	05/01/1981	Active	62	8	4	4	6.90%	68	14	2				VP,SC	0		
41605	BALOTRA	06/14/1982	Active(1)	17	1	7	-6	-26.09%	31	19	0		2	R	VP,SC	14		
64185	BALOTRA SHAKTI	04/18/2001	Active	4	0	0	0	0.00%	4		21		5		M,VP,SC	14		
88795	BALOTRA THAR	06/30/2005	Active(1)	20	0	1	-1	-4.76%	21	3	4		2		T,M,VP,SC	14		
116060	BALOTRA YOUTH	02/13/2012	Active(1)	10	10	13	-3	-23.08%	13	6	1		3		P,T,M,VP,SC	14		
26282	BANSWARA	10/25/1964	Active	40	0	2	-2	-4.76%	42	30	3			R	S,SC	14		
153952	Baran Shriji	03/21/2023	Active(2)	19	2	0	2	11.76%	23		5				T,M,VP,SC	2		
57010	BARAN SOUTH	05/31/1995	Active(1)	15	15	15	0	0.00%	16	18	1		3		T,M,VP,SC	14		
61956	BARMER	05/17/1999	Active	49	3	0	3	6.52%	46		4				T,M,VP	0		
26284	BEAWAR	04/10/1966	Active	48	0	1	-1	-2.04%	50	30	3				M,VP,SC	2		
52144	BEAWAR CITY	11/07/1991	Active	55	0	0	0	0.00%	55		5				T,M,VP,SC	0		
106622	BEAWAR CLASSIC	09/17/2009	Active	64	3	1	2	3.23%	62	8	2			R	T,VP,SC	2		
120829	Beawar Diamond	12/02/2013	Active	47	11	1	10	27.03%	36	1	3			N		1		
122889	Beawar Unique	08/06/2014	Active	50	0	0	0	0.00%	48		5		3		T,M,VP,SC	0		
154090	Bhawani Mandi Royal	03/31/2023	Active(1)	34	0	3	-3	-8.11%	43	2	3		None		P,T,M,VP,SC	6	90+ Days	
26287	BHILWARA	02/26/1967	Active(1)	64	8	0	8	14.29%	61		1				M,VP,SC	1		
145773	Bhilwara Bhaskar	03/31/2021	Active	12	0	0	0	0.00%	12		4			R	M,VP,SC	2		
54481	BHILWARA CITY	05/17/1993	Active	56	0	0	0	0.00%	56		8			R	T	5	90+ Days	
153611	Bhilwara Kanchipuram	03/03/2023	Active	26	0	0	0	0.00%	26		7				M,VP,SC	5		
135197	Bhilwara Mangrop Shatabdi	06/18/2018	Active(1)	11	0	2	-2	-15.38%	18	4	3				M,VP,SC	0	90+ Days	
Exc Award (06/30/2024)																		
109149	BHILWARA PRATAP	09/01/2010	Active	64	0	0	0	0.00%	64		10				M,VP,SC	0	\$1,003.89	



Club Health Assessment for District 3233E2 through March 2025

			Status	Membership							Reports					Finance		LCIF
Club Number	Club Name	Charter Date		Current Member Count	YTD Members Added	YTD Members Dropped	YTD Net Growth	YTD Net Growth%	Member Count 12 Months Ago	Avg. length of service for dropped members	Months Since Last MMR ***	Yrs. Since Last Officer Report	President Rotation	Vice President Reported ****	Months Since Last Activity Report ***	Account Balance	Donations for current Fiscal Year	
			Number of times on status quo within last two years	If below 15 members appears					If net loss is greater than 20% appears		If no report in 3 months appears in	When more than one year appears in	Number of repeat terms	Notes the officers that do not have an active	If no report at 12 months appears in red			
135166	Bhilwara Rubi	06/18/2018	Active(1)	21	3	0	3	16.67%	17		8			M,VP,SC	0			
147740	Bhilwara Shakti	08/30/2021	Active(1)	10	9	0	9	900.00%	5		7		2	M,VP,SC	4			
123347	Bhilwara Star	10/13/2014	Active	123	2	19	-17	-12.14%	138	4	1		N	T,SC	0		\$1,000.00	
121536	Bhilwara Textile City	03/12/2014	Active	46	0	0	0	0.00%	48		0		2	S,M,VP,SC	2			
Exc Award (06/30/2016)																		
60407	BIJAINAGAR	02/23/1998	Active	45	0	0	0	0.00%	55		8		N	T,M,VP,SC	1			
Exc Award (06/30/2020)																		
123094	Bijainagar Classic	09/08/2014	Active(1)	30	3	0	3	11.11%	28		6			T,M,VP,SC	1			
124887	Bijainagar Royal	05/26/2015	Active	27	1	6	-5	-15.63%	32	3	3		2	M,VP,SC	3			
151311	Bijoliya Shree Ji	06/21/2022	Cancelled(8*)	0	0	17	-17	-100.00%	17	3	3		None	P,S,T,M,VP SC	14	90+ Days		
121624	Bundi	03/20/2014	Cancelled(8*)	0	0	10	-10	-100.00%	10	11	13		None	P,S,T,M,VP SC	13	90+ Days		
150843	Chhoti Sadri	06/06/2022	Cancelled(8*)	0	0	15	-15	-100.00%	15	2	3		None	P,S,T,M,VP SC	N/A	90+ Days		
63702	CHITTORGARH	11/13/2000	Active	15	1	3	-2	-11.76%	16	6	0		2	P,M,VP,SC	1			
35255	DUNGARPUR	03/03/1978	Active(1)	15	0	0	0	0.00%	20		9		2	N	M,VP,SC	14		
42121	FATEHNAGAR	12/21/1982	Active(1)	29	0	0	0	0.00%	29		16	1	None	P,S,T,M,VP SC	12		\$675.65	
141031	Garoth	03/03/2020	Active(2)	8	2	5	-3	-27.27%	7	3	6		2	S,T,M,VP,SC	1	90+ Days		
Exc Award (06/30/2021, 06/30/2024)																		
47120	GOTAN	03/31/1987	Active	36	4	0	4	12.50%	38		2			T,M,VP,SC	13			
128871	Gotan Shatabdi	09/14/2016	Active(2)	21	2	5	-3	-12.50%	24	5	2			M,VP,SC	2	90+ Days		
33608	JAISALMER	03/30/1977	Active(2)	15	0	0	0	0.00%	15		6			M,VP,SC	20			
30192	JALORE	01/27/1975	Active	36	0	1	-1	-2.70%	37	1	4		R	P,M,SC	1			
42485	JHALAWAR	03/31/1983	Active	21	0	0	0	0.00%	20		9			S,M,VP,SC	18	90+ Days		
26312	JODHPUR	10/22/1963	Active	46	4	0	4	9.52%	42		8		N	T	0			
104330	JODHPUR BAGESWARI	01/08/2009	Cancelled(8*)	0	0	10	-10	-100.00%	10	14	3	1	None	P,S,T,M,VP SC	17	90+ Days		
140643	Jodhpur Aagaz	01/29/2020	Active	32	9	0	9	39.13%	25		0			T,M,VP,SC	0		\$808.63	
Exc Award (06/30/2022)																		



Club Health Assessment for District 3233E2 through March 2025

			Status	Membership							Reports					Finance		LCIF
Club Number	Club Name	Charter Date		Current Member Count	YTD Members Added	YTD Members Dropped	YTD Net Growth	YTD Net Growth%	Member Count 12 Months Ago	Avg. length of service for dropped members	Months Since Last MMR ***	Yrs. Since Last Officer Report	President Rotation	Vice President Reported ****	Months Since Last Activity Report ***	Account Balance	Donations for current Fiscal Year	
			Number of times on status quo within last two years	If below 15 members appears				If net loss is greater than 20% appears			If no report in 3 months appears in	When more than one year appears in	Number of repeat terms	Notes the officers that do not have an active	If no report at 12 months appears in red			
141499	Jodhpur Active	06/08/2020	Active(1)	4	1	1	0	0.00%	5	0	0		5	S,T,M,VP,SC	8			
Exc Award (06/30/2023)																		
150541	Jodhpur Arunoday	04/26/2022	Cancelled(8*)	0	0	16	-16	-100.00%	16	3	3	1	None	P,S,T,M,VP SC	18	90+ Days		
125612	Jodhpur Aum Maitri	09/28/2015	Active	5	0	0	0	0.00%	5		19		2	S,T,M,VP,SC	14			
106614	JODHPUR BORANADA	09/16/2009	Cancelled(8*)	0	0	14	-14	-100.00%	16	12	3	1	None	P,S,T,M,VP SC	18	90+ Days		
59874	JODHPUR CENTRAL	07/24/1997	Active	24	0	0	0	0.00%	26		9		N		2			
53025	JODHPUR EAST	05/01/1992	Active	40	0	0	0	0.00%	40		0			T,M,VP,SC	14			
Exc Award (06/30/2016)																		
48067	JODHPUR FORT	01/19/1988	Active	34	0	0	0	0.00%	33		10		2	S,T,M,VP,SC	5			
Exc Award (06/30/2017, 06/30/2020)																		
150027	Jodhpur Gayatri Nagar	03/17/2022	Active	18	0	0	0	0.00%	18		20	1	None	P,S,T,M,VP SC	14	90+ Days		
65217	JODHPUR GREATER	04/15/2002	Active	40	7	6	1	2.56%	39	6	3			M,VP,SC	2		\$1,000.30	
147373	Jodhpur Gyan Jyoti	07/04/2021	Active(1)	8	0	0	0	0.00%	8		13		None	P,S,T,M,VP SC	12			
126955	Jodhpur Heritage	04/19/2016	Active(1)	7	0	0	0	0.00%	7		23		3	S,T,M,VP,SC	20			
56971	JODHPUR JODHANA	05/22/1995	Active	63	0	3	-3	-4.55%	66	18	5		2	R T,VP	0			
150029	Jodhpur Kudi Bhagtasni	03/17/2022	Active	15	0	0	0	0.00%	15		24		4	S,T,M,VP,SC	24+	90+ Days		
150030	Jodhpur Madhubhan	03/17/2022	Active	17	0	0	0	0.00%	17		24	1	None	P,S,T,M,VP SC	24+	90+ Days		
60739	JODHPUR MANDORE	05/05/1998	Active	19	4	5	-1	-5.00%	21	5	0			N S	0			
39770	JODHPUR MARUDHARA	04/13/1981	Active	44	2	3	-1	-2.22%	44	21	3		2	N VP,SC	7			
Exc Award (06/30/2024)																		
131446	Jodhpur Marwar The Great	06/17/2017	Active	17	3	0	3	21.43%	16		5			T,M,VP,SC	2			
Exc Award (06/30/2018)																		
54640	JODHPUR MEHRANGARH	06/22/1993	Active(2)	12	1	3	-2	-14.29%	14	25	1			S,T,M,VP,SC	1		\$694.82	
141504	Jodhpur Navkar	06/10/2020	Active(1)	4	0	2	-2	-33.33%	6	2	0			M,VP,SC	6			
Exc Award (06/30/2023, 06/30/2024)																		
121466	Jodhpur Pragati	03/10/2014	Active	5	0	0	0	0.00%	5		5		2	R M,SC	24+			
150031	Jodhpur Rameshwar Nagar	03/17/2022	Active	15	0	0	0	0.00%	15		25	1	None	P,S,T,M,VP SC	14	90+ Days		



Club Health Assessment for District 3233E2 through March 2025

			Status	Membership							Reports					Finance	LCIF
Club Number	Club Name	Charter Date		Current Member Count	YTD Members Added	YTD Members Dropped	YTD Net Growth	YTD Net Growth%	Member Count 12 Months Ago	Avg. length of service for dropped members	Months Since Last MMR ***	Yrs. Since Last Officer Report	President Rotation	Vice President Reported ****	Months Since Last Activity Report ***	Account Balance	Donations for current Fiscal Year
			Number of times on status quo within last two years	If below 15 members appears				If net loss is greater than 20% appears			If no report in 3 months appears in	When more than one year appears in	Number of repeat terms	Notes the officers that do not have an active	If no report at 12 months appears in red		
122888	Jodhpur Royals	08/05/2014	Active	38	1	2	-1	-2.56%	41	6	7			R	0		
150032	Jodhpur Sangam	04/05/2022	Active	16	0	0	0	0.00%	16		20	1	None	P,S,T,M,VP SC	14	90+ Days	
150033	Jodhpur Sardarpura	04/05/2022	Active	16	0	0	0	0.00%	16		28		3	S,T,M,VP,SC	14	90+ Days	
128942	Jodhpur Sarvada	09/29/2016	Active(1)	13	0	2	-2	-13.33%	16	2	3			N	P,S,T,M,VP SC	24	
133376	Jodhpur Shakuntla	12/14/2017	Active	5	1	0	1	25.00%	5		6		5	N	S,M,VP,SC	17	
120018	Jodhpur Shridha	07/18/2013	Active	34	0	5	-5	-12.82%	50	4	3			N		1	
Exc Award (06/30/2017, 06/30/2019)																	
138487	Jodhpur Suncity	06/14/2019	Active	17	0	3	-3	-15.00%	20	4	3		2	R	VP,SC	5	
84160	JODHPUR SURYANAGRI	09/07/2004	Active(1)	26	0	9	-9	-25.71%	35	7	3			N		8	
Exc Award (06/30/2017)																	
117194	JODHPUR VASUNDHRA	06/18/2012	Active	50	0	0	0	0.00%	50		2		2		M,VP,SC	18	90+ Days
26313	JODHPUR WEST	07/12/1972	Active	145	1	4	-3	-2.03%	120	34	0			N	S,T,VP	2	
Exc Award (06/30/2017, 06/30/2024)																	
135564	Jodhpur West Shakti	08/06/2018	Active	18	0	0	0	0.00%	20		9			N	S,T,M,SC	0	
Exc Award (06/30/2023)																	
47036	KAPASAN	03/09/1987	Active(1)	25	4	3	1	4.17%	24	11	2		None		P,T,M,VP,SC	8	\$694.82
38745	KEKRI	06/04/1980	Active	39	2	3	-1	-2.50%	39	8	3			N	M,VP,SC	0	\$1,006.29
60408	KISHANGARH CLASSIC	02/23/1998	Active	43	0	0	0	0.00%	44		6			R	M,VP	0	
26318	KOTA	03/05/1962	Active	137	8	15	-7	-4.86%	146	5	0			N	T,SC	2	
Exc Award (06/30/2020)																	
117799	KOTA CENTRAL	09/07/2012	Active	56	10	3	7	14.29%	52	5	0			N	SC	0	\$1,669.71
63334	KOTA HADOTI	06/19/2000	Active	19	1	5	-4	-17.39%	20	9	1			R	SC	1	
Exc Award (06/30/2024)																	
106127	KOTA NORTH	07/23/2009	Active(1)	9	0	0	0	0.00%	11		9		7		M,VP	13	
127894	Kota Shakti	06/27/2016	Active	24	0	1	-1	-4.00%	22	9	3				M,VP,SC	20	
Exc Award (06/30/2024)																	
44783	KOTA SOUTH	03/18/1985	Active	79	4	5	-1	-1.25%	79	24	3			N		0	\$20.01



Club Health Assessment for District 3233E2 through March 2025

			Status	Membership							Reports					Finance		LCIF			
Club Number	Club Name	Charter Date		Current Member Count	YTD Members Added	YTD Members Dropped	YTD Net Growth	YTD Net Growth%	Member Count 12 Months Ago	Avg. length of service for dropped members	Months Since Last MMR ***	Yrs. Since Last Officer Report	President Rotation	Vice President Reported ****	Months Since Last Activity Report ***	Account Balance	Donations for current Fiscal Year				
			Number of times on status quo within last two years	If below 15 members appears					If net loss is greater than 20% appears						If no report in 3 months appears in	When more than one year appears in	Number of repeat terms	Notes the officers that do not have an active	If no report at 12 months appears in red		
Exc Award (06/30/2021, 06/30/2024)																					
125610	Kota Techno	09/09/2015	Active	69	5	0	5	7.81%	73		0			R	T	2		\$874.75			
Exc Award (06/30/2019, 06/30/2020, 06/30/2021)																					
26319	KUCHAMAN CITY	07/12/1972	Active	70	0	0	0	0.00%	74		5				T,M,VP,SC	0		\$539.08			
150451	Kuchaman City Star	04/20/2022	Active(1)	5	0	0	0	0.00%	10		9				M,VP,SC	7					
Exc Award (06/30/2023)																					
138783	Kuchaman Fort	07/12/2019	Active(1)	41	0	0	0	0.00%	49		9				P,S,T,M,VP SC	13					
Exc Award (06/30/2020, 06/30/2021)																					
56723	MAKRANA	03/24/1995	Active	46	10	2	8	21.05%	43	12	0				P,T,M,VP,SC	13	90+ Days	\$2,000.60			
111108	MAKRANA MARBLE CITY	05/18/2011	Active(1)	43	6	0	6	16.22%	37		3			N		0		\$658.88			
140974	Manasa	02/19/2020	Active(1)	37	14	1	13	54.17%	24	2	6			N	T,VP	1		\$1,000.30			
26324	MANDSAUR	12/11/1960	Active	123	0	0	0	0.00%	123		5			N	S,T,M,SC	20					
Exc Award (06/30/2020, 06/30/2024)																					
153937	Mandsaur Dynamic	03/16/2023	Active	26	1	3	-2	-7.14%	25	1	6			N	T,VP	0					
134931	Mandsaur Gold	06/14/2018	Active	41	2	1	1	2.50%	51	6	3				S,M,VP,SC	0					
Exc Award (06/30/2020)																					
142095	Mandsaur Star	08/19/2020	Active	15	0	3	-3	-16.67%	21	2	1			N	M,SC	5	90+ Days				
Exc Award (06/30/2021)																					
150320	Manglana	04/20/2022	Active	5	0	0	0	0.00%	5		18		2		P,S,M,VP,SC	8					
Exc Award (06/30/2023)																					
61010	MOUNT ABU	06/30/1998	Active	42	3	0	3	7.69%	40		0				M,VP,SC	0					
26328	NAGAUR	04/04/1971	Active	82	0	0	0	0.00%	83		9		2	N	T,SC	8		\$2,000.60			
Exc Award (06/30/2017, 06/30/2024)																					
141360	Nawa	06/10/2020	Cancelled(8*)	0	0	10	-10	-100.00%	10	3	3		None		P,S,T,M,VP SC	N/A	90+ Days				
26329	NEEMUCH	02/12/1960	Active	70	3	1	2	2.94%	68	51	4		7		M,VP,SC	1	90+ Days				
58471	NEEMUCH CENTRAL	06/19/1996	Active(2)	40	0	0	0	0.00%	40		16				S,T,M,VP,SC	14	90+ Days				
117728	NEEMUCH PLATINUM	08/29/2012	Active(1)	15	0	0	0	0.00%	17		9		2	N	VP	1	90+ Days				
29700	NIMBAHERA	07/15/1974	Active	63	13	2	11	21.15%	58	12	0			N	M,VP,SC	0					



Club Health Assessment for District 3233E2 through March 2025

			Status	Membership							Reports					Finance		LCIF
Club Number	Club Name	Charter Date		Current Member Count	YTD Members Added	YTD Members Dropped	YTD Net Growth	YTD Net Growth%	Member Count 12 Months Ago	Avg. length of service for dropped members	Months Since Last MMR ***	Yrs. Since Last Officer Report	President Rotation	Vice President Reported ****	Months Since Last Activity Report ***	Account Balance	Donations for current Fiscal Year	
			Number of times on status quo within last two years	If below 15 members appears				If net loss is greater than 20% appears			If no report in 3 months appears in	When more than one year appears in	Number of repeat terms	Notes the officers that do not have an active	If no report at 12 months red			
Exc Award (06/30/2020)																		
55341	PACHPADRA	02/22/1994	Cancelled(8*)	0	0	6	-6	-100.00%	6	17	3	1	None	P,S,T,M,VP SC	17	90+ Days		
38379	PALI	04/03/1980	Active(2)	25	0	0	0	0.00%	24		3			M,VP,SC	14	90+ Days		
Exc Award (06/30/2024)																		
38380	PALI CITY	04/03/1980	Active(1)	47	0	0	0	0.00%	47		8			T,VP,SC	6	90+ Days	\$1,000.30	
127506	Parbatsar	05/31/2016	Active	39	1	0	1	2.63%	43		7		N		0			
Exc Award (06/30/2019, 06/30/2020)																		
141284	Phalodi Maruveera	03/19/2020	Active	18	6	5	1	5.88%	17	3	1			P,T,VP,SC	6	90+ Days		
Exc Award (06/30/2021)																		
46599	PINDWARA	10/20/1986	Active	40	8	3	5	14.29%	35	11	2		N	P,T,SC	0		\$2,021.79	
Exc Award (06/30/2020)																		
146176	Pipalia Mandi Shakti	06/15/2021	Cancelled(8*)	0	0	20	-20	-100.00%	20	2	6		None	P,S,T,M,VP SC	11	90+ Days		
153774	Pipar Vision	03/08/2023	Active(1)	11	0	9	-9	-45.00%	20	2	3		2	M,VP,SC	2	90+ Days		
140694	Pratapgarh	01/13/2020	Cancelled(8*)	0	0	8	-8	-100.00%	20	4	3		None	P,S,T,M,VP SC	19	90+ Days		
45747	RANI	01/20/1986	Active(2)	39	0	0	0	0.00%	39		3			P,T,M,VP,SC	14	90+ Days		
51287	RISHABHDEV	02/07/1991	Active(1)	31	0	0	0	0.00%	36		6			T,M,VP,SC	15			
36634	SHAMGARH	02/08/1979	Active	30	2	0	2	7.14%	28		0		R		2			
35873	SHEOGANJ-SUMERPUR L C	06/08/1978	Active	61	7	5	2	3.39%	61	13	0		N	SC	0		\$179.69	
110656	SHRI NATHDWARA VALLABHA	03/24/2011	Active(1)	25	0	1	-1	-3.85%	27	2	3		N		3			
37878	SIROHI	12/20/1979	Active	24	0	0	0	0.00%	28		9		2	P,T,SC	8	90+ Days		
142098	Sumerpur Hills	08/11/2020	Active	6	0	0	0	0.00%	23		9		2	N	M,VP,SC	14	90+ Days	
66646	SUMERPUR JAWAI	09/27/2002	Active	88	7	0	7	8.64%	87		3		N	SC	1	90+ Days	\$3,000.61	
Exc Award (06/30/2019)																		
26345	UDAIPUR	09/28/1966	Active	96	8	3	5	5.49%	96	8	2		N	P,M,VP,SC	12		\$1,100.05	
40952	UDAIPUR ARAVALI	02/25/1982	Active	86	10	0	10	13.16%	76		5		N	T,M,VP,SC	8			
Exc Award (06/30/2016, 06/30/2017)																		
107118	UDAIPUR ARISTOCRAT	12/23/2009	Active(1)	3	0	3	-3	-50.00%	6	2	3			T,M,VP,SC	24+			




Club Health Assessment for District 3233E2 through March 2025

			Status	Membership							Reports					Finance		LCIF
Club Number	Club Name	Charter Date		Current Member Count	YTD Members Added	YTD Members Dropped	YTD Net Growth	YTD Net Growth%	Member Count 12 Months Ago	Avg. length of service for dropped members	Months Since Last MMR ***	Yrs. Since Last Officer Report	President Rotation	Vice President Reported ****	Months Since Last Activity Report ***	Account Balance	Donations for current Fiscal Year	
			Number of times on status quo within last two years	If below 15 members appears				If net loss is greater than 20% appears			If no report in 3 months appears in	When more than one year appears in	Number of repeat terms	Notes the officers that do not have an active	If no report at 12 months red			
122983	Udaipur Divine	08/21/2014	Active	15	2	0	2	15.38%	14		8			N	SC	24+		
120044	Udaipur Eklingji	07/26/2013	Cancelled(8*)	0	2	10	-8	-100.00%	11	11	0		None		P,S,T,M,VP SC	18	90+ Days	
118943	UDAIPUR ELITE	03/14/2013	Active	40	3	0	3	8.11%	42		2			N		1		
105087	UDAIPUR HADARANI	03/26/2009	Cancelled(8*)	0	0	11	-11	-100.00%	14	13	6		None		P,S,T,M,VP SC	24+	90+ Days	
	Exc Award (06/30/2022)																	
51254	UDAIPUR HIRAN MAGRI	01/23/1991	Active	31	4	3	1	3.33%	32	24	2		2	N		7		
	Exc Award (06/30/2023)																	
62982	UDAIPUR KUMBHA	03/27/2000	Active	27	0	0	0	0.00%	36		9		None		P,S,T,M,VP SC	17		
38838	UDAIPUR LAKE CITY	07/28/1980	Active	95	9	8	1	1.06%	101	14	1			N		3	\$3,138.66	
	Exc Award (06/30/2018, 06/30/2019, 06/30/20																	
62559	UDAIPUR MAHARANA	12/14/1999	Cancelled(8*)	0	0	33	-33	-100.00%	33	16	3	1	None		P,S,T,M,VP SC	24+	90+ Days	
138474	Udaipur Mangalam	06/06/2019	Active	18	0	0	0	0.00%	19		1			N	P,S,T	12	\$982.33	
141486	Udaipur Manikarnika	06/08/2020	Cancelled(8*)	0	0	3	-3	-100.00%	5	5	3	1	None		P,S,T,M,VP SC	17	90+ Days	
111770	UDAIPUR MEWAR	08/04/2011	Active	19	0	0	0	0.00%	32		9			N	M,VP,SC	20		
100491	UDAIPUR MEWAR GAURAV	11/02/2007	Active	26	1	2	-1	-3.70%	28	3	2		2	R		6		
	Exc Award (06/30/2016)																	
59103	UDAIPUR NEELANJANA	02/04/1997	Active	20	0	0	0	0.00%	21		8			N	S,T	0		
	Exc Award (06/30/2016, 06/30/2017, 06/30/20																	
120012	Udaipur Om	07/17/2013	Active	9	0	0	0	0.00%	10		8				M,VP,SC	20		
	Exc Award (06/30/2021)																	
138777	Udaipur Pratap	07/12/2019	Active	14	0	0	0	0.00%	20		9				S,M,VP,SC	13		
149246	Udaipur Shreeji	01/06/2022	Active	16	3	9	-6	-27.27%	28	2	3			N	M,VP,SC	0	\$1,477.09	
	Exc Award (06/30/2022)																	
63505	UDAIPUR VINAYAK	08/08/2000	Active	16	0	2	-2	-11.11%	20	6	8		5	R	T,M,VP,SC	14		
150116	Udaipur Yuva Shakti	03/07/2022	Active	18	0	0	0	0.00%	22		9			N		7		
	Exc Award (06/30/2023)																	



Club Health Assessment for District 3233E2 through March 2025

			Status	Membership						Reports				Finance	LCIF		
Club Number	Club Name	Charter Date		Current Member Count	YTD Members Added	YTD Members Dropped	YTD Net Growth	YTD Net Growth%	Member Count 12 Months Ago	Avg. length of service for dropped members	Months Since Last MMR ***	Yrs. Since Last Officer Report	President Rotation	Vice President Reported ****	Months Since Last Activity Report ***	Account Balance	Donations for current Fiscal Year
			Number of times on status quo within last two years	If below 15 members appears				If net loss is greater than 20% appears			If no report in 3 months appears in	When more than one year appears in	Number of repeat terms	Notes the officers that do not have an active	If no report at 12 months appears in red		

Clubs Cancelled Previous Fiscal Year – Clubs Cancelled within last 12 months may be reinstated

Club Number	Club Name	Charter Date	Current Status*	Cancellation Date
151598	Ajmer Royal	07/06/2022	Cancelled(8*)	01/29/2024
126098	Beawar Star	12/11/2015	Cancelled(8*)	01/29/2024
142932	Bhilwara Diamond	12/01/2020	Cancelled(8*)	12/29/2023
132912	Bhilwara Royal	10/30/2017	Cancelled(8*)	07/29/2023
135695	Jodhpur Karma	08/06/2018	Cancelled(8*)	12/29/2023
141500	Jodhpur Mahamantra	06/09/2020	Cancelled(8*)	10/29/2023
141501	Jodhpur Mahaveer	06/08/2020	Cancelled(8*)	10/29/2023
141502	Jodhpur Mrignayni	06/09/2020	Cancelled(8*)	12/29/2023
141506	Kota Om Enclave	06/09/2020	Cancelled(8*)	10/29/2023
141485	Rishabhdev Manikarnika	06/11/2020	Cancelled(8*)	12/29/2023
141529	Udaipur Radhey	06/11/2020	Cancelled(8*)	12/29/2023

Current Total Clubs Count	YTD New Clubs Count	YTD Cancelled Clubs Count	YTD Net Club Gain	Current Total Members Count	YTD Add	YTD Drop	YTD Net Growth	YTD Net Growth %	Member Count 12 Months Ago	Average Member Count Per Club	% of Clubs with less than 20 members	% No MMR in 3 Months	% No Officer Report in 12 Months	% of Clubs with balance 90+ days	Number of Clubs in Status Quo	% Status Quo Clubs in Financial Suspension	Number of Cancelled Clubs	Average Cancelled Club Age	Members Lost Due to Cancellation	% of Clubs Cancelled for Non-Financial Reasons
147	2	16	-14	5,149	364	499	-135	-2.55%	5,504	35	38%	69%	3%	22%	0	0%	16	12	228	-69%

* - P - Priority Club. Cancellation Reasons: 1-Objectives/conduct, 2-Non-active club, 5-Non-existing club, 6-Disbanding, 7-Merger, 8-Financial Suspension, 9-District/Multiple District Dues.

** - Abbreviation: P-President, S-Secretary, T-Treasurer, M-Member Chairperson, VP-First Vice President, MC-Communications Chairperson, SC-Service Chairperson

*** - Abbreviation: N/R - Never reported using the Lions Clubs website, N/A - Not applicable, No password registered for the Lions Clubs website.

**** - Abbreviation: N - New, IP - Immediate Past, R - Repeat.



Club Health Assessment for District 3233G1 through March 2025

			Status	Membership							Reports					Finance		LCIF		
Club Number	Club Name	Charter Date		Current Member Count	YTD Members Added	YTD Members Dropped	YTD Net Growth	YTD Net Growth%	Member Count 12 Months Ago	Avg. length of service for dropped members	Months Since Last MMR ***	Yrs. Since Last Officer Report	President Rotation	Vice President Reported ****	Months Since Last Activity Report ***	Account Balance	Donations for current Fiscal Year			
			Number of times on status quo within last two years	If below 15 members appears					If net loss is greater than 20% appears					If no report in 3 months appears in	When more than one year appears in	Number of repeat terms	Notes the officers that do not have an active	If no report at 12 months red		
Clubs less than two years old																				
156681	Amjhera Active	11/23/2023	Cancelled(8*)	0	0	10	-10	-100.00%	20	1	9		None	P,S,T,M,VP SC	5	90+ Days				
175993	Anjad Ahilya	07/24/2024	Active	26	26	0	26	100.00%	0		8		N	P,M,SC	8	90+ Days				
178939	Bediya	09/30/2024	Active	5	20	15	5	100.00%	0	0	2		N	M,SC	N/R					
171368	Harsud Prerna	04/30/2024	Active	8	0	0	0	0.00%	0		0		2	N	T,M	6				
178979	Harsud Yuvansh	10/18/2024	Active	20	20	0	20	100.00%	0		0		N	T,M,SC	N/A	90+ Days				
156974	Indore Aagaz	12/26/2023	Active	4	0	0	0	0.00%	20		0		2	N	M,VP,SC	4	90+ Days			
179103	Indore Aarvik	10/25/2024	Active	20	20	0	20	100.00%	0		5		N	M,VP,SC	6	90+ Days				
156992	Indore Clifton	12/29/2023	Active	10	0	0	0	0.00%	20		9		2		M,VP,SC	1	90+ Days			
155439	Indore Cosmos	07/31/2023	Active	50	3	0	3	6.38%	48		1		2	N	SC	7				
156993	Indore Cristina	12/29/2023	Active	10	0	0	0	0.00%	20		9		2	N	M,VP,SC	1	90+ Days			
155060	Indore Golden Power	07/10/2023	Active	22	5	0	5	29.41%	20		8			R	M,SC	5				
157012	Indore Janki	12/29/2023	Active	10	0	0	0	0.00%	20		9		2		M,VP,SC	1	90+ Days			
157595	Indore Junun	03/04/2024	Active	16	0	0	0	0.00%	20		8		2		S,M,VP,SC	4	90+ Days			
157061	Indore Lalbag	12/30/2023	Active	10	0	0	0	0.00%	20		9		2	N	M,VP,SC	2	90+ Days			
157015	Indore Orange Leaf	12/29/2023	Active	10	0	0	0	0.00%	20		9		2		M,VP,SC	1	90+ Days			
157058	Indore Pearl Stone	12/30/2023	Active	10	0	0	0	0.00%	20		9		2		M,VP,SC	1	90+ Days			
157076	Indore Sharad	12/30/2023	Active	9	0	0	0	0.00%	20		9		2		M,VP,SC	4	90+ Days			
157069	Indore Tirupati	12/30/2023	Active	10	0	0	0	0.00%	20		9		2		M,VP,SC	1	90+ Days			
171830	Indore Universe	05/28/2024	Cancelled(8*)	0	0	20	-20	-100.00%	0	1	0		None	P,S,T,M,VP SC	8	90+ Days				
178943	Jaora Elite	10/03/2024	Active	21	21	0	21	100.00%	0		5		N	M,VP,SC	N/R					
157070	Mhow Super City	12/30/2023	Active	9	0	0	0	0.00%	20		9		2		M,VP,SC	2	90+ Days			
177918	Omkareshwar Anant	09/11/2024	Active	4	20	16	4	100.00%	0	0	3			M,VP,SC	4					
175291	Pandhana Atulya	08/19/2024	Active	5	20	15	5	100.00%	0	0	3		N	M,SC	5	90+ Days				
157077	Sanwer Gyansheela City	12/30/2023	Active	9	0	0	0	0.00%	20		9		2		M,VP,SC	1	90+ Days			



Club Health Assessment for District 3233G1 through March 2025

			Status	Membership							Reports					Finance		LCIF
Club Number	Club Name	Charter Date		Current Member Count	YTD Members Added	YTD Members Dropped	YTD Net Growth	YTD Net Growth%	Member Count 12 Months Ago	Avg. length of service for dropped members	Months Since Last MMR ***	Yrs. Since Last Officer Report	President Rotation	Vice President Reported ****	Months Since Last Activity Report ***	Account Balance	Donations for current Fiscal Year	
			Number of times on status quo within last two years	If below 15 members appears				If net loss is greater than 20% appears			If no report in 3 months appears in	When more than one year appears in	Number of repeat terms	Notes the officers that do not have an active	If no report at 12 months appears in red			
178631	Tal Golden Super	09/20/2024	Active	20	20	0	20	100.00%	0		6			M,VP,SC	5	90+ Days		
Clubs more than two years old																		
99801	ALIRAJPUR	06/28/2007	Active	10	0	2	-2	-16.67%	12	11	8		2	VP	5	90+ Days		
Exc Award (06/30/2017)																		
144357	Alot Aastha	12/31/2020	Active	16	11	0	11	220.00%	15		2			VP,SC	2			
Exc Award (06/30/2022)																		
149660	Alot Golden Super	02/03/2022	Active(2)	25	20	0	20	400.00%	5		5			N T,SC	1		\$3,000.90	
34254	ANJAD	06/27/1977	Active	15	0	2	-2	-11.76%	17	31	8		2	R M,VP,SC	8			
144423	Badnawar Seva Sahyog	12/24/2020	Active	10	0	5	-5	-33.33%	15	3	3			N S,T,M,VP,SC	4	90+ Days		
115554	BAGH TANDA	11/15/2011	Active	2	0	0	0	0.00%	2		11		8	R	5			
122830	Bakaner	07/28/2014	Active	13	2	0	2	18.18%	11		0			R VP,SC	5	90+ Days		
42237	BARWAHA CITY	01/06/1983	Active	27	5	3	2	8.00%	30	21	3			N T,M,SC	0			
Exc Award (06/30/2021)																		
123742	Barwaha Narmada	12/22/2014	Active	38	15	0	15	65.22%	25		0			N M,VP,SC	0		\$347.41	
53520	BARWANI CITY	07/15/1992	Active	49	0	1	-1	-2.00%	50	15	4			R T	3			
Exc Award (06/30/2018, 06/30/2020)																		
140174	Barwani Uttam	10/29/2019	Active	4	0	0	0	0.00%	4		13	1	None	P,S,T,M,VP SC	7			
31405	BHIKANGAON	11/06/1975	Active	9	0	3	-3	-25.00%	16	9	4			R T,M,VP,SC	7	90+ Days		
26293	BURHANPUR	11/12/1967	Active	54	9	6	3	5.88%	51	18	0			M,VP,SC	8		\$5,001.50	
52674	DEWAS CITY	03/10/1992	Active	39	2	0	2	5.41%	34		3			T,M,VP,SC	5		\$1,000.30	
Exc Award (06/30/2020, 06/30/2024)																		
143019	Dewas Gold	11/20/2020	Active	22	0	0	0	0.00%	22		5			M,VP,SC	2	90+ Days		
101114	DHAMNOD ACTIVE	01/29/2008	Active	33	0	1	-1	-2.94%	34	17	0			N T,VP,SC	7			
Exc Award (06/30/2020, 06/30/2024)																		
141310	Dhamnod Platinum	06/17/2020	Active	6	2	0	2	50.00%	4		8			M,VP,SC	6			
Exc Award (06/30/2024)																		
56609	DHAR	03/06/1995	Active	15	0	3	-3	-16.67%	18	5	0		4	N T,M,VP	5	90+ Days		



Club Health Assessment for District 3233G1 through March 2025

			Status	Membership							Reports					Finance		LCIF
Club Number	Club Name	Charter Date		Current Member Count	YTD Members Added	YTD Members Dropped	YTD Net Growth	YTD Net Growth%	Member Count 12 Months Ago	Avg. length of service for dropped members	Months Since Last MMR ***	Yrs. Since Last Officer Report	President Rotation	Vice President Reported ****	Months Since Last Activity Report ***	Account Balance	Donations for current Fiscal Year	
			Number of times on status quo within last two years	If below 15 members appears				If net loss is greater than 20% appears			If no report in 3 months appears in	When more than one year appears in	Number of repeat terms	Notes the officers that do not have an active	If no report at 12 months appears in red			
89253	DHAR ACTIVE	09/09/2005	Active	5	0	0	0	0.00%	5		19	1	None	P,S,T,M,VP SC	8	90+ Days	\$592.99	
101623	DHAR ACTIVE COUPLE	03/27/2008	Active	26	7	0	7	36.84%	28		3			N	P,S,T,M,VP SC	8		
141041	Dhar Bhoj	02/28/2020	Active(1)	6	0	0	0	0.00%	7		9			R	T	7		
109449	DHAR CITY	10/06/2010	Active(1)	15	0	0	0	0.00%	15		9			N	S	7		
139187	Dhar Main	10/30/2019	Active	22	7	0	7	46.67%	17		1			N	P,S,T,M,VP SC	7		
40942	GAUTAMPURA	02/23/1982	Active	18	7	0	7	63.64%	17		0		7	N	VP	5		
66982	GHATABILLOD	12/19/2002	Active	6	0	1	-1	-14.29%	7	22	3				S,T,M,VP,SC	7		
147873	Hatpipliya Friends	08/13/2021	Cancelled(8*)	0	0	22	-22	-100.00%	21	3	11		None		P,S,T,M,VP SC	7		
26306	INDORE	04/07/1957	Active	47	9	2	7	17.50%	45	19	0			N	SC	5		
Exc Award (06/30/2017, 06/30/2022)																		
103622	INDORE NORTH	09/10/2008	Active	24	0	8	-8	-25.00%	45	5	3			R	M	5		
Exc Award (06/30/2021, 06/30/2022, 06/30/2023)																		
104155	INDORE HAPPY COUPLE	12/16/2008	Active	6	3	0	3	100.00%	9		1			N	T,M,SC	7		
Exc Award (06/30/2016)																		
138993	Indore Aakruti	09/06/2019	Active	15	2	0	2	15.38%	15		8				M,VP,SC	3		
Exc Award (06/30/2022)																		
125021	Indore Aaradhana Young Star	06/15/2015	Active	325	0	0	0	0.00%	325		6			N	T,M,VP,SC	7		
120391	Indore Aaradhna	09/25/2013	Active	5	0	0	0	0.00%	6		9			N	M,VP,SC	0		
141377	Indore Aarti	05/15/2020	Active	4	0	0	0	0.00%	4		11		4		S,T,M,VP,SC	7		
141433	Indore Aasha	05/15/2020	Active	4	0	0	0	0.00%	4		11		6	R	S,T,M,SC	7		
141434	Indore Aashi	05/18/2020	Active	4	0	0	0	0.00%	4		11		6	R	T,M,VP,SC	7		
89224	INDORE ACTIVE	09/02/2005	Active	9	0	4	-4	-30.77%	13	16	0			N	S,M,SC	7		
138995	Indore Administrative Officers	07/18/2019	Active	25	1	0	1	4.17%	24		1			N	P,T,M,SC	1		
Exc Award (06/30/2020, 06/30/2022, 06/30/2023)																		
59008	INDORE AHILYA	01/09/1997	Active	27	3	1	2	8.00%	32	0	4			N	T,VP,SC	0		
Exc Award (06/30/2020, 06/30/2021, 06/30/2022)																		
124443	Indore Ahilya Young Star	03/23/2015	Cancelled(8*)	0	0	125	-125	-100.00%	115	6	11		None		P,S,T,M,VP SC	6		




Club Health Assessment for District 3233G1 through March 2025

			Status	Membership							Reports					Finance		LCIF
Club Number	Club Name	Charter Date		Current Member Count	YTD Members Added	YTD Members Dropped	YTD Net Growth	YTD Net Growth%	Member Count 12 Months Ago	Avg. length of service for dropped members	Months Since Last MMR ***	Yrs. Since Last Officer Report	President Rotation	Vice President Reported ****	Months Since Last Activity Report ***	Account Balance	Donations for current Fiscal Year	
			Number of times on status quo within last two years	If below 15 members appears				If net loss is greater than 20% appears			If no report in 3 months appears in	When more than one year appears in	Number of repeat terms	Notes the officers that do not have an active	If no report at 12 months appears in red			
127055	Indore Amulya	03/18/2016	Active	20	2	5	-3	-13.04%	22	12	1		2	N	VP,SC	0	90+ Days	\$47.92
Exc Award (06/30/2017, 06/30/2018, 06/30/2019)																		
57131	INDORE ANAND	06/28/1995	Active	16	0	0	0	0.00%	16		1			N	SC	1		
Exc Award (06/30/2024)																		
141040	Indore Annapurna	02/28/2020	Active	2	0	0	0	0.00%	2		13	1	None		P,S,T,M,VP SC	8		
141378	Indore Anuj	05/15/2020	Active	4	0	0	0	0.00%	4		11		5	R	T,M,VP,SC	7		
85957	INDORE ARPAN	03/22/2005	Active	20	0	1	-1	-4.76%	21	2	3			R	M,SC	4		
Exc Award (06/30/2022, 06/30/2023)																		
141435	Indore Ashmita	05/15/2020	Active	4	0	0	0	0.00%	4		11		6	R	S,T,M,VP,SC	7		
141379	Indore Astha	05/15/2020	Active	5	0	0	0	0.00%	5		11		2	R	S,T,M,VP,SC	5		
141436	Indore Avani	05/18/2020	Active	4	0	0	0	0.00%	4		11		6	R	S,T,M,SC	7		
141394	Indore Bharati	05/15/2020	Active	4	0	0	0	0.00%	4		11		3	R	S,T,M,VP,SC	7		
149865	Indore Bijasan	02/17/2022	Active	5	0	0	0	0.00%	15		9		4		T,M,VP,SC	7	90+ Days	\$35.94
51646	INDORE CENTRAL	05/07/1991	Active	3	0	0	0	0.00%	3		11		5		S,T,M,VP,SC	7	90+ Days	
141437	Indore Chandani	05/15/2020	Active	4	0	0	0	0.00%	4		11		6	R	S,T,M,VP,SC	7		
131861	Indore Chandraprabha	07/12/2017	Active	8	1	0	1	14.29%	7		8		2	R	T	4		
Exc Award (06/30/2021, 06/30/2022)																		
141042	Indore Chandrika	02/28/2020	Active	2	0	0	0	0.00%	2		11		3	N	S,M,VP,SC	7	90+ Days	
53714	INDORE CITIZEN	09/28/1992	Active(1)	18	0	0	0	0.00%	18		9	1	None		P,S,T,M,VP SC	8	90+ Days	
Exc Award (06/30/2024)																		
57132	INDORE CITY	06/28/1995	Active	28	6	8	-2	-6.67%	29	4	0			N	T	1		
122836	Indore Decent	07/29/2014	Active	16	2	0	2	14.29%	13		3			N	M,SC	5		
Exc Award (06/30/2022, 06/30/2024)																		
141438	Indore Divya	05/15/2020	Active	4	0	0	0	0.00%	4		11		6	R	T,M,VP,SC	7		
141464	Indore Divyashakti	05/15/2020	Active	4	0	0	0	0.00%	4		11	1	None		P,S,T,M,VP SC	7		
141375	Indore Diya	05/15/2020	Active	3	0	0	0	0.00%	3		11		3	R	S,T,M,VP,SC	1		
56227	INDORE DYNAMIC	11/10/1994	Active	17	2	9	-7	-29.17%	24	7	2			N	P,M,SC	7		




Club Health Assessment for District 3233G1 through March 2025

			Status	Membership							Reports					Finance	LCIF
Club Number	Club Name	Charter Date		Current Member Count	YTD Members Added	YTD Members Dropped	YTD Net Growth	YTD Net Growth%	Member Count 12 Months Ago	Avg. length of service for dropped members	Months Since Last MMR ***	Yrs. Since Last Officer Report	President Rotation	Vice President Reported ****	Months Since Last Activity Report ***	Account Balance	Donations for current Fiscal Year
			Number of times on status quo within last two years	If below 15 members appears				If net loss is greater than 20% appears			If no report in 3 months appears in	When more than one year appears in	Number of repeat terms	Notes the officers that do not have an active	If no report at 12 months appears in red		
Exc Award (06/30/2022, 06/30/2023, 06/30/2024)																	
42893	INDORE EAST	06/22/1983	Active	54	6	0	6	12.50%	49		5			S,T,M,VP,SC	1		\$6,882.30
Exc Award (06/30/2016, 06/30/2024)																	
141380	Indore Gagan	05/15/2020	Active	5	0	0	0	0.00%	5		11			R	P,T,M,VP,SC	7	
105576	INDORE GALAXY	05/27/2009	Active	47	0	33	-33	-41.25%	80	1	4		2		M,VP,SC	6	90+ Days
Exc Award (06/30/2017)																	
140498	Indore Gangotri	12/26/2019	Active	2	0	0	0	0.00%	2		11		3	N	S,M,VP,SC	8	90+ Days
56595	INDORE GAURAV	03/02/1995	Active	21	1	0	1	5.00%	22		3		3	R	T,M,VP	0	
Exc Award (06/30/2022)																	
123153	Indore Gayanodaya	09/19/2014	Active	3	0	0	0	0.00%	3		11		2		M,VP,SC	7	90+ Days
141372	Indore Golden	05/15/2020	Active	7	0	0	0	0.00%	7		11		6	R	M,SC	1	
48503	INDORE GREATER	04/21/1988	Active	45	1	2	-1	-2.17%	48	22	3			N	M	2	\$802.63
Exc Award (06/30/2016)																	
141393	Indore Heena	05/15/2020	Active	4	0	0	0	0.00%	4		11		4	R	S,T,M,VP,SC	8	
141373	Indore India Junction	05/15/2020	Active	4	0	0	0	0.00%	4		11		6	R	S,T,M,VP,SC	7	
140368	Indore Janhavi	12/26/2019	Active	2	0	0	0	0.00%	2		11		3	N	S,M,VP,SC	6	90+ Days
140655	Indore Jwala	01/29/2020	Active	2	0	0	0	0.00%	2		11		3	N	T,M,VP,SC	7	90+ Days
141392	Indore Jyoti	05/15/2020	Active	4	0	0	0	0.00%	4		11		4	R	P,T,M,VP,SC	7	
141440	Indore Kala	05/18/2020	Active	5	0	0	0	0.00%	5		11		3	N	T,M,VP,SC	6	
149866	Indore Kalindi Gold	02/17/2022	Active	5	0	0	0	0.00%	15		9		4		T,M,VP,SC	8	90+ Days
140412	Indore Khushi	12/26/2019	Active	2	0	0	0	0.00%	2		11		3	N	S,M,VP,SC	8	
141390	Indore Kiran	05/15/2020	Active(1)	5	0	0	0	0.00%	5		11		3	R	T,M,VP,SC	7	90+ Days
141441	Indore Krashnika	05/15/2020	Active	4	0	0	0	0.00%	4		11		6	R	S,T,M,VP,SC	1	
138994	Indore Labham	07/18/2019	Cancelled(8*)	0	0	5	-5	-100.00%	5	5	3	1	None		P,S,T,M,VP SC	16	90+ Days
117846	INDORE LEGEND	09/18/2012	Active	16	2	0	2	14.29%	14		6				VP,SC	5	90+ Days
Exc Award (06/30/2021)																	
54595	INDORE MAHANAGAR	06/14/1993	Active	116	21	0	21	22.11%	116		0			N		0	\$3,426.18



Club Health Assessment for District 3233G1 through March 2025

			Status	Membership							Reports					Finance	LCIF
Club Number	Club Name	Charter Date		Current Member Count	YTD Members Added	YTD Members Dropped	YTD Net Growth	YTD Net Growth%	Member Count 12 Months Ago	Avg. length of service for dropped members	Months Since Last MMR ***	Yrs. Since Last Officer Report	President Rotation	Vice President Reported ****	Months Since Last Activity Report ***	Account Balance	Donations for current Fiscal Year
			Number of times on status quo within last two years	If below 15 members appears			If net loss is greater than 20% appears				If no report in 3 months appears in	When more than one year appears in	Number of repeat terms	Notes the officers that do not have an active	If no report at 12 months appears in red		
Exc Award (06/30/2016, 06/30/2020, 06/30/2022)																	
141442	Indore Mahima	05/15/2020	Active	4	0	0	0	0.00%	4		11		6	R	S,T,M,VP,SC	N/A	
139074	Indore Main	09/19/2019	Active	13	0	1	-1	-7.14%	14	3	6			N	T,M,SC	1	
128391	Indore Majesty	08/11/2016	Active	3	0	0	0	0.00%	3		9		4		M,VP,SC	7	
56596	INDORE MALWA	03/02/1995	Active	18	1	1	0	0.00%	20	19	1			N	M,SC	1	
Exc Award (06/30/2020, 06/30/2022, 06/30/2023)																	
149867	Indore Mangliya	02/17/2022	Active	5	0	0	0	0.00%	15		9		4		T,M,VP,SC	7	90+ Days
141389	Indore Manthan	05/15/2020	Active	5	0	0	0	0.00%	5		11		3	R	T,M,VP,SC	5	
141345	Indore Meghdhoot	05/15/2020	Active	2	0	0	0	0.00%	2		11				T,M,VP,SC	6	90+ Days
100137	INDORE METRO	08/30/2007	Active	2	0	0	0	0.00%	2		14	1	None		P,S,T,M,VP,SC	18	
128295	Indore Metro Yuva	08/11/2016	Active	3	0	0	0	0.00%	3		11				M,VP,SC	6	90+ Days
141127	Indore Mid Town	03/05/2020	Active	3	1	0	1	50.00%	2		1		7		M,VP,SC	1	
141374	Indore Mitrata	05/19/2020	Active	4	0	0	0	0.00%	4		11		4	R	P,T,M,VP,SC	6	
141376	Indore Nirvana	05/15/2020	Active	4	0	0	0	0.00%	4		11		6	R	T,M,VP,SC	6	
140139	Indore Ojas	10/30/2019	Active	3	0	0	0	0.00%	3		1		2		M,VP,SC	1	90+ Days
143653	Indore Oxygreen	12/22/2020	Active	20	0	6	-6	-23.08%	36	2	4		2	N	T	5	90+ Days
148312	Indore Parakram	09/23/2021	Active	8	0	0	0	0.00%	7		0		2		T,M,VP,SC	5	90+ Days
141346	Indore Parshwanath	05/18/2020	Active	3	0	0	0	0.00%	3		11		2		M,VP,SC	8	90+ Days
125374	INDORE PIONEER	07/16/2015	Active	7	0	0	0	0.00%	10		9				M,VP,SC	5	
88703	INDORE PLANET	06/21/2005	Active	50	9	1	8	19.05%	56	0	2			N	M	4	
Exc Award (06/30/2023)																	
140499	Indore Prajwala	12/26/2019	Active	2	0	0	0	0.00%	2		11		3	N	S,M,VP,SC	6	90+ Days
140634	Indore Prarthana	01/09/2020	Active	3	0	0	0	0.00%	3		9		4	N	S,M,VP,SC	6	90+ Days
122794	Indore Pride	07/22/2014	Active	7	0	4	-4	-36.36%	11	4	3			N	S,T,M,VP,SC	3	90+ Days
140622	Indore Progressive	01/09/2020	Active	3	0	0	0	0.00%	3		11		2		M,VP,SC	6	90+ Days
141452	Indore Radhika	05/15/2020	Active	4	0	0	0	0.00%	4		11		6	R	S,T,M,VP,SC	6	




Club Health Assessment for District 3233G1 through March 2025

			Status	Membership							Reports					Finance	LCIF	
Club Number	Club Name	Charter Date		Current Member Count	YTD Members Added	YTD Members Dropped	YTD Net Growth	YTD Net Growth%	Member Count 12 Months Ago	Avg. length of service for dropped members	Months Since Last MMR ***	Yrs. Since Last Officer Report	President Rotation	Vice President Reported ****	Months Since Last Activity Report ***	Account Balance	Donations for current Fiscal Year	
			Number of times on status quo within last two years	If below 15 members appears					If net loss is greater than 20% appears		If no report in 3 months appears in	When more than one year appears in	Number of repeat terms	Notes the officers that do not have an active	If no report at 12 months appears in red			
149868	Indore Raj	02/17/2022	Active	5	0	0	0	0.00%	15		9		4	R	S,T,M,VP,SC	5	90+ Days	\$25.16
149869	Indore Rajwada	02/17/2022	Active	5	0	0	0	0.00%	15		9		4		T,M,VP,SC	5	90+ Days	
106255	INDORE RATNAPURI	08/13/2009	Active	4	0	0	0	0.00%	4		11	1	None		P,S,T,M,VP SC	7	90+ Days	
141450	Indore Riddhi	05/15/2020	Active	4	0	0	0	0.00%	4		11		6	R	T,M,VP,SC	6		
141451	Indore Riya	05/15/2020	Active	4	0	0	0	0.00%	4		11		6	R	T,M,VP,SC	1		
111679	INDORE ROYALS	07/21/2011	Active	22	0	0	0	0.00%	22		12				M,VP,SC	1		
141447	Indore Ruchi	05/15/2020	Active	4	0	0	0	0.00%	4		11		6	R	S,T,M,VP,SC	16		
57146	INDORE SAHYOG	06/28/1995	Active	17	2	1	1	6.25%	18	1	3			N	T,M,SC	8		
108498	INDORE SAMPURNA	05/27/2010	Active	26	6	0	6	30.00%	20		0				M,VP,SC	0		
Exc Award (06/30/2017, 06/30/2018, 06/30/2020)																		
117093	INDORE SEVA MAITRI	06/06/2012	Active	9	0	0	0	0.00%	17		9			N	S,T,M,SC	8	90+ Days	
Exc Award (06/30/2022)																		
100258	INDORE SEWA RANJAN	09/20/2007	Active	10	0	0	0	0.00%	10		0		2		M,VP,SC	7		
56484	INDORE SHAHAR	01/30/1995	Active	11	0	0	0	0.00%	11		0		2	N		5		
132372	Indore Shashwat	02/01/2018	Active	23	3	2	1	4.55%	24	1	3			R		1		
Exc Award (06/30/2020, 06/30/2022, 06/30/2024)																		
132574	Indore Shatabdi	03/07/2018	Cancelled(8*)	0	0	12	-12	-100.00%	12	8	3	1	None		P,S,T,M,VP SC	7	90+ Days	
141449	Indore Sheela	05/18/2020	Active	4	0	0	0	0.00%	4		11		6	R	S,T,M,VP,SC	1		
141388	Indore Sheetal	05/15/2020	Active	4	0	0	0	0.00%	4		11		4	R	S,T,M,SC	7		
141387	Indore Shikha	05/15/2020	Active	4	0	0	0	0.00%	4		11		4	N	S,T,M,VP,SC	5		
140635	Indore Shiwaya	01/09/2020	Active	2	0	0	0	0.00%	2		11		3	N	T,M,VP,SC	5	90+ Days	
140636	Indore Shrashti	01/09/2020	Active	2	0	0	0	0.00%	2		11		3	N	S,M,VP,SC	6	90+ Days	
141384	Indore Siddhi	05/15/2020	Active	4	0	0	0	0.00%	4		11		3	N	T,M,VP,SC	7		
149870	Indore Silicon City	02/17/2022	Active	5	0	0	0	0.00%	15		9		4		S,T,M,VP,SC	5	90+ Days	
141371	Indore Silver	05/15/2020	Active	5	0	0	0	0.00%	5		11		3	R	T,M,VP,SC	6		
141382	Indore Simran	05/15/2020	Active	4	0	0	0	0.00%	4		11		4	R	T,M,VP,SC	1		



Club Health Assessment for District 3233G1 through March 2025

			Status	Membership							Reports					Finance	LCIF
Club Number	Club Name	Charter Date		Current Member Count	YTD Members Added	YTD Members Dropped	YTD Net Growth	YTD Net Growth%	Member Count 12 Months Ago	Avg. length of service for dropped members	Months Since Last MMR ***	Yrs. Since Last Officer Report	President Rotation	Vice President Reported ****	Months Since Last Activity Report ***	Account Balance	Donations for current Fiscal Year
			Number of times on status quo within last two years	If below 15 members appears				If net loss is greater than 20% appears			If no report in 3 months appears in	When more than one year appears in	Number of repeat terms	Notes the officers that do not have an active	If no report at 12 months red		
141443	Indore Sky	05/15/2020	Active	4	0	0	0	0.00%	4		11		6	R	T,M,VP,SC	6	
148374	Indore Social	10/25/2021	Active	3	1	0	1	50.00%	6		0				T,M,VP,SC	4	90+ Days
140833	Indore Sun Shine	02/12/2020	Active(1)	16	16	19	-3	-15.79%	18	3	1		2		M,VP,SC	0	
Exc Award (06/30/2020, 06/30/2022)																	
140637	Indore Sunrise	01/09/2020	Active	2	0	0	0	0.00%	2		11		3	N	M,SC	5	90+ Days
149871	Indore Super Corridor	02/17/2022	Active	5	0	0	0	0.00%	15		9		4	R	S,T,M,VP,SC	5	90+ Days
141348	Indore Supreme	05/15/2020	Active	2	1	1	0	0.00%	2	4	3		3		S,T,M,VP,SC	1	
149872	Indore Swarna City	02/17/2022	Active	5	0	0	0	0.00%	15		9		4	R	T,M,VP,SC	5	90+ Days
141349	Indore Swastik	05/19/2020	Active	2	0	0	0	0.00%	2		0		2		T,M,VP,SC	8	90+ Days
141448	Indore Swati	05/15/2020	Active	4	0	0	0	0.00%	4		11		6	R	S,T,M,VP,SC	7	
140397	Indore Tapasya	12/26/2019	Active	2	0	0	0	0.00%	2		11		3	N	S,M,VP,SC	4	90+ Days
135794	Indore Triveni	07/30/2018	Active	22	0	0	0	0.00%	24		7				M,VP,SC	2	\$187.13
Exc Award (06/30/2020, 06/30/2022, 06/30/20)																	
141050	Indore Udan	02/28/2020	Active	10	1	1	0	0.00%	10	4	3			N	M,SC	0	
58838	INDORE UNIQUE	11/06/1996	Active	58	5	0	5	9.43%	50		1			N	T,M,VP,SC	4	\$461.21
Exc Award (06/30/2018, 06/30/2022, 06/30/20)																	
115716	INDORE UNIQUE IIT CAMPUS	12/15/2011	Active	5	0	0	0	0.00%	5		8		2		T,M,VP,SC	4	90+ Days
140685	Indore Upasana	02/17/2020	Active	2	0	0	0	0.00%	2		11		4	IP	S,T,M,SC	6	90+ Days
125515	Indore Urja	08/12/2015	Active	17	4	0	4	30.77%	16		8			N	SC	8	
Exc Award (06/30/2017, 06/30/2022, 06/30/20)																	
141381	Indore Vandna	05/19/2020	Active	4	0	0	0	0.00%	4		11		4	R	T,M,VP,SC	1	
141445	Indore Vidhi	05/15/2020	Active	4	0	0	0	0.00%	4		11		6	R	S,T,M,VP,SC	4	
141350	Indore Vidhya Shree	05/15/2020	Active	2	0	0	0	0.00%	2		11		4		T,M,VP,SC	4	90+ Days
36356	INDORE WEST	12/05/1978	Active	20	4	1	3	17.65%	19	17	6			N	M,SC	4	90+ Days
141444	Indore Yash	05/15/2020	Active	4	0	0	0	0.00%	4		11		6	R	T,M,VP,SC	4	
26310	JAORA	01/10/1972	Active	128	6	4	2	1.59%	126	32	2				P,T,M,VP,SC	0	\$3,761.60



Club Health Assessment for District 3233G1 through March 2025

			Status	Membership							Reports					Finance		LCIF
Club Number	Club Name	Charter Date		Current Member Count	YTD Members Added	YTD Members Dropped	YTD Net Growth	YTD Net Growth%	Member Count 12 Months Ago	Avg. length of service for dropped members	Months Since Last MMR ***	Yrs. Since Last Officer Report	President Rotation	Vice President Reported ****	Months Since Last Activity Report ***	Account Balance	Donations for current Fiscal Year	
			Number of times on status quo within last two years	If below 15 members appears			If net loss is greater than 20% appears				If no report in 3 months appears in	When more than one year appears in	Number of repeat terms	Notes the officers that do not have an active		If no report at 12 months appears in red		
Exc Award (06/30/2020)																		
97481	JAORA ACTIVE	06/30/2006	Active	15	3	0	3	25.00%	6		0			N	M,VP	5	90+ Days	
Exc Award (06/30/2020)																		
123839	Jaora Ojas	01/05/2015	Active	21	0	0	0	0.00%	23		8			N	P,M,VP	0		
Exc Award (06/30/2020)																		
141328	Jaora Sphatik	05/20/2020	Active	19	8	0	8	72.73%	19		0				M,VP,SC	6	90+ Days	
Exc Award (06/30/2021)																		
26315	KHANDWA	04/29/1964	Active	79	9	3	6	8.22%	65	3	0			R	M,SC	0		\$1,689.12
Exc Award (06/30/2018, 06/30/2020, 06/30/2021)																		
153834	Khandwa Anand	03/14/2023	Active	25	0	0	0	0.00%	29		3			N	SC	5		
140606	Khandwa Ojas	12/27/2019	Active(1)	11	3	0	3	37.50%	8		2		2	N		2		
Exc Award (06/30/2024)																		
40570	KHARGONE CITY	11/11/1981	Active	15	0	1	-1	-6.25%	19	2	0			N	T	5		
148297	Khargone Nimad	09/16/2021	Active	22	0	0	0	0.00%	30		9			R	S	5	90+ Days	
95644	KUKSHI	02/15/2006	Active	3	1	0	1	50.00%	6		0				VP	5		
141420	Maheshwar Devi Ahilya	05/15/2020	Active(1)	11	4	4	0	0.00%	10	5	3			R		0	90+ Days	
Exc Award (06/30/2023, 06/30/2024)																		
40712	MAKSI	12/08/1981	Active	29	3	0	3	11.54%	32		5		2	N	M	3		\$59.90
Exc Award (06/30/2022)																		
35653	MANAWAR	05/11/1978	Active	14	0	0	0	0.00%	14		14	1	None		P,S,T,M,VP SC	6		
26326	MHOW	11/08/1964	Active	63	1	0	1	1.61%	70		6			N	M,SC	0		
Exc Award (06/30/2020, 06/30/2023)																		
26327	MUNDI	08/23/1973	Active	19	0	2	-2	-9.52%	21	7	0				M,VP,SC	5	90+ Days	
Exc Award (06/30/2020)																		
54419	NAGDA DHAR	05/03/1993	Active	13	0	0	0	0.00%	13		11		7		M,VP,SC	4		
59148	PETLAWAD CENTRAL	02/21/1997	Active	21	4	0	4	23.53%	18		3			N	T,M,SC	7	90+ Days	
147982	Petlawad Greater	08/19/2021	Active	30	1	7	-6	-16.67%	42	3	2			N		3	90+ Days	
57134	RAJPUR	06/28/1995	Active	12	0	0	0	0.00%	12		11			R	M	4		



Club Health Assessment for District 3233G1 through March 2025

			Status	Membership							Reports					Finance		LCIF
Club Number	Club Name	Charter Date		Current Member Count	YTD Members Added	YTD Members Dropped	YTD Net Growth	YTD Net Growth%	Member Count 12 Months Ago	Avg. length of service for dropped members	Months Since Last MMR ***	Yrs. Since Last Officer Report	President Rotation	Vice President Reported ****	Months Since Last Activity Report ***	Account Balance	Donations for current Fiscal Year	
			Number of times on status quo within last two years	If below 15 members appears				If net loss is greater than 20% appears			If no report in 3 months appears in	When more than one year appears in	Number of repeat terms	Notes the officers that do not have an active	If no report at 12 months appears in red			
Exc Award (06/30/2020)																		
26335	RATLAM	09/16/1959	Active	40	2	1	1	2.56%	39	1	3			R	3		\$150.01	
Exc Award (06/30/2020)																		
143396	Ratlam Abhima	12/04/2020	Active	20	1	2	-1	-4.76%	28	4	3			M,VP,SC	0			
Exc Award (06/30/2022)																		
107680	RATLAM ACTIVE	03/01/2010	Active	64	19	3	16	33.33%	54	10	0			N SC	0		\$2,799.64	
Exc Award (06/30/2016, 06/30/2017, 06/30/2020)																		
55774	RATLAM CLASSIC	05/31/1994	Active	35	1	1	0	0.00%	36	2	0			R	0		\$2,018.57	
Exc Award (06/30/2020, 06/30/2023)																		
140138	Ratlam Gold	10/30/2019	Active	35	5	2	3	9.38%	32	2	3			N SC	0		\$826.59	
Exc Award (06/30/2020, 06/30/2021, 06/30/2022)																		
130001	Ratlam Greater	02/06/2017	Active	38	1	0	1	2.70%	37		2			N	5		\$1,050.30	
Exc Award (06/30/2021, 06/30/2022, 06/30/2023)																		
100327	RATLAM SAMARPAN	10/04/2007	Active	51	4	4	0	0.00%	51	6	0			N	0		\$2,006.59	
Exc Award (06/30/2017, 06/30/2018, 06/30/2020)																		
45240	SAILANA	06/06/1985	Active	6	0	0	0	0.00%	6		11		2	M,VP,SC	4			
Exc Award (06/30/2020)																		
47037	SANAWAD CITY	03/10/1987	Active	20	2	0	2	11.11%	24		8			N VP,SC	7			
139300	Sanawad Sneh	10/25/2019	Active	17	3	0	3	21.43%	17		0		2	N S,T,M,VP,SC	5		\$23.96	
139136	Sanwer	11/04/2019	Active	2	0	0	0	0.00%	2		11		4	T,M,VP,SC	6	90+ Days		
148613	Sardarpur	10/29/2021	Cancelled(8*)	0	0	9	-9	-100.00%	15	3	3		None	P,S,T,M,VP SC	7	90+ Days		
26340	SENDHWA	01/21/1974	Active	48	3	3	0	0.00%	48	30	8			R P,T,M,SC	2		\$2,000.60	
Exc Award (06/30/2022, 06/30/2023)																		
140185	Shajapur Triveni	11/04/2019	Active	10	0	0	0	0.00%	10		0			S,T,M,VP,SC	0			
38741	THANDALA	06/18/1980	Active	14	0	1	-1	-6.67%	15	17	8			M,VP,SC	7	90+ Days		
99791	TIRLA	06/28/2007	Active	8	0	0	0	0.00%	8		11		3	R T,M,VP,SC	6			
129623	TIRLA ACTIVE	12/16/2016	Active	11	0	2	-2	-15.38%	12	4	5			N S,M	6			



Club Health Assessment for District 3233G1 through March 2025

			Status	Membership							Reports				Finance	LCIF	
Club Number	Club Name	Charter Date		Current Member Count	YTD Members Added	YTD Members Dropped	YTD Net Growth	YTD Net Growth%	Member Count 12 Months Ago	Avg. length of service for dropped members	Months Since Last MMR ***	Yrs. Since Last Officer Report	President Rotation	Vice President Reported ****	Months Since Last Activity Report ***	Account Balance	Donations for current Fiscal Year
			Number of times on status quo within last two years	If below 15 members appears				If net loss is greater than 20% appears			If no report in 3 months appears in	When more than one year appears in	Number of repeat terms	Notes the officers that do not have an active	If no report at 12 months appears in red		

Clubs Cancelled Previous Fiscal Year – Clubs Cancelled within last 12 months may be reinstated

Club Number	Club Name	Charter Date	Current Status*	Cancellation Date
147970	Indore Prerna	08/23/2021	Cancelled(8*)	02/29/2024
147971	Indore Saptraag	08/23/2021	Cancelled(8*)	02/29/2024
148310	Indore Stuti	09/27/2021	Cancelled(8*)	12/29/2023
147972	Indore Sur Saptak	08/26/2021	Cancelled(8*)	02/29/2024
131820	Indore Tejasvini	07/12/2017	Cancelled(8*)	12/29/2023

Current Total Clubs Count	YTD New Clubs Count	YTD Cancelled Clubs Count	YTD Net Club Gain	Current Total Members Count	YTD Add	YTD Drop	YTD Net Growth	YTD Net Growth %	Member Count 12 Months Ago	Average Member Count Per Club	% of Clubs with less than 20 members	% No MMR in 3 Months	% No Officer Report in 12 Months	% of Clubs with balance 90+ days	Number of Clubs in Status Quo	% Status Quo Clubs in Financial Suspension	Number of Cancelled Clubs	Average Cancelled Club Age	Members Lost Due to Cancellation	% of Clubs Cancelled for Non-Financial Reasons
202	8	7	1	3,358	462	427	35	1.05%	3,704	17	72%	76%	4%	40%	0	0%	7	7	203	-71%

* - P - Priority Club. Cancellation Reasons: 1-Objectives/conduct, 2-Non-active club, 5-Non-existing club, 6-Disbanding, 7-Merger, 8-Financial Suspension, 9-District/Multiple District Dues.

** - Abbreviation: P-President, S-Secretary, T-Treasurer, M-Member Chairperson, VP-First Vice President, MC-Communications Chairperson, SC-Service Chairperson

*** - Abbreviation: N/R - Never reported using the Lions Clubs website, N/A - Not applicable, No password registered for the Lions Clubs website.

**** - Abbreviation: N - New, IP - Immediate Past, R - Repeat.



Club Health Assessment for District 3233G2 through March 2025

			Status	Membership							Reports					Finance		LCIF
Club Number	Club Name	Charter Date		Current Member Count	YTD Members Added	YTD Members Dropped	YTD Net Growth	YTD Net Growth%	Member Count 12 Months Ago	Avg. length of service for dropped members	Months Since Last MMR ***	Yrs. Since Last Officer Report	President Rotation	Vice President Reported ****	Months Since Last Activity Report ***	Account Balance	Donations for current Fiscal Year	
			Number of times on status quo within last two years	If below 15 members appears	If net loss is greater than 20% appears					If no report in 3 months appears in		When more than one year appears in	Number of repeat terms	Notes the officers that do not have an active	If no report at 12 months appears in red			
Clubs less than two years old																		
154158	Amla Sarthak	05/08/2023	Active(1)	9	0	7	-7	-43.75%	16	2	0			M,VP,SC	5	90+ Days		
173848	Bareli Sadguru	07/19/2024	Active(1)	20	20	0	20	100.00%	0		2		N	M,SC	5			
157759	Betul Amigos	03/26/2024	Active(1)	17	1	4	-3	-15.00%	20	4	0		2	N	M	5	90+ Days	
177527	Bhopal Gold Fiza	10/07/2024	Active	20	20	0	20	100.00%	0		2		N	VP,SC	3	90+ Days		
157091	Bhopal Gramin	01/02/2024	Cancelled(8*)	0	0	20	-20	-100.00%	20	1	13		None	P,S,T,M,VP SC	7	90+ Days		
180807	Bhopal Samaraddhi	02/27/2025	Newly Chartered	20	20	0	20	100.00%	0		1			VP,SC	N/R			
154303	Bhopal United	05/08/2023	Active	23	0	1	-1	-4.17%	24	31	1		3	N	T	2		
Exc Award (06/30/2023, 06/30/2024)																		
157033	Biaora	12/29/2023	Active	24	0	0	0	0.00%	27		9		2	R	M,SC	2	90+ Days	
174473	Itarsi Samarpan	07/11/2024	Active	26	26	0	26	100.00%	0		2		N	M,VP,SC	0	90+ Days		
172420	Kurwai Devwati	06/22/2024	Cancelled(8*)	0	0	20	-20	-100.00%	0	1	0		None	P,S,T,M,VP SC	N/R	90+ Days		
157411	Makdone	02/13/2024	Active(1)	15	0	5	-5	-25.00%	20	1	3		2	R	M,SC	3	90+ Days	
173336	Nagda Avighna	07/15/2024	Active	20	20	0	20	100.00%	0		6			M,VP,SC	0	90+ Days		
172421	Nagda Gold	06/22/2024	Active	20	0	0	0	0.00%	0		6		None	P,S,T,M,VP SC	N/R	90+ Days		
173862	Narsinghgarh	07/19/2024	Active	20	20	0	20	100.00%	0		2		N	M,VP,SC	6	90+ Days		
157726	Seoni Malwa Youth	04/10/2024	Active(1)	13	15	22	-7	-35.00%	0	1	2		3	R		N/R		
157181	Ujjain Anand	02/02/2024	Active(1)	4	0	0	0	0.00%	20		9		None	P,S,T,M,VP SC	6	90+ Days		
177689	Ujjain Anuraag	09/30/2024	Active	14	20	6	14	100.00%	0	1	3		N	M,VP,SC	N/R	90+ Days		
157186	Ujjain Shivaay	01/22/2024	Active	14	0	2	-2	-12.50%	28	1	3		2	N		0		
157023	Ujjain Shreyans	12/30/2023	Active	10	0	0	0	0.00%	20		9		2	N	M,VP,SC	8		
174311	Vidisha Vasundhara	07/15/2024	Active	21	21	0	21	100.00%	0		6		N	M,VP,SC	0	90+ Days	\$527.10	
Clubs more than two years old																		
132085	Agar Shatabdi	07/10/2017	Active	9	0	1	-1	-10.00%	8	3	7		N	P,M,SC	8			
Exc Award (06/30/2020)																		



Club Health Assessment for District 3233G2 through March 2025

			Status	Membership							Reports					Finance		LCIF
Club Number	Club Name	Charter Date		Current Member Count	YTD Members Added	YTD Members Dropped	YTD Net Growth	YTD Net Growth%	Member Count 12 Months Ago	Avg. length of service for dropped members	Months Since Last MMR ***	Yrs. Since Last Officer Report	President Rotation	Vice President Reported ****	Months Since Last Activity Report ***	Account Balance	Donations for current Fiscal Year	
			Number of times on status quo within last two years	If below 15 members appears				If net loss is greater than 20% appears			If no report in 3 months appears in	When more than one year appears in	Number of repeat terms	Notes the officers that do not have an active	If no report at 12 months appears in red			
129870	Anandpur Sadguru	01/23/2017	Active	36	2	0	2	5.88%	34		1			R M,VP	5		\$1,826.89	
Exc Award (06/30/2020, 06/30/2021)																		
84911	BABAI	02/24/2005	Active	19	0	0	0	0.00%	20		9			M,VP,SC	7	90+ Days		
Exc Award (06/30/2017, 06/30/2020, 06/30/2021)																		
50230	BAIRAGARH GREATER	02/22/1990	Active	10	0	0	0	0.00%	10		16		None	R P,M,SC	2			
56961	BARELI	05/22/1995	Active	23	3	3	0	0.00%	30	10	3		2	N P,M,SC	4	90+ Days	\$1,000.29	
Exc Award (06/30/2017, 06/30/2018, 06/30/2019)																		
98676	BERASIA	02/27/2007	Active	7	0	0	0	0.00%	6		9			VP,SC	2	90+ Days		
Exc Award (06/30/2017, 06/30/2018)																		
39590	BETUL CITY	03/09/1981	Active	65	7	0	7	12.07%	63		6			N P,M,SC	1		\$2,761.29	
Exc Award (06/30/2017, 06/30/2019, 06/30/2020)																		
140218	Betul Mahak	12/03/2019	Active	18	0	1	-1	-5.26%	20	2	8			N	8	90+ Days		
Exc Award (06/30/2020, 06/30/2023)																		
26289	BHOPAL	12/19/1959	Active	61	18	11	7	12.96%	55	12	0			N VP,SC	0		\$1,006.28	
Exc Award (06/30/2017, 06/30/2018, 06/30/2019)																		
142412	Bhopal Aman	08/10/2020	Active	9	2	0	2	28.57%	7		6			N M,VP,SC	1		\$150.03	
122097	Bhopal Anand Campus	05/09/2014	Active	2	0	1	-1	-33.33%	3	4	4		2	S,M,VP,SC	2			
Exc Award (06/30/2018, 06/30/2020)																		
147714	Bhopal Anant	07/29/2021	Active	17	5	0	5	41.67%	12		2			N M	1		\$51.52	
Exc Award (06/30/2024)																		
39478	BHOPAL BHEL	02/19/1981	Active	37	0	0	0	0.00%	40		8		2	N M,VP,SC	8			
Exc Award (06/30/2016, 06/30/2017, 06/30/2018)																		
64394	BHOPAL CENTURY	06/18/2001	Active	11	0	1	-1	-8.33%	16	7	2			N S,M,VP,SC	1			
Exc Award (06/30/2017, 06/30/2018, 06/30/2019)																		
56205	BHOPAL CLASSIC	10/31/1994	Active	48	3	7	-4	-7.69%	52	7	3			N M,SC	0	90+ Days		
Exc Award (06/30/2016, 06/30/2017, 06/30/2018)																		
54428	BHOPAL COUPLE	05/05/1993	Active	22	0	4	-4	-15.38%	32	10	3			N M	0	90+ Days		
Exc Award (06/30/2017, 06/30/2018, 06/30/2019)																		
125433	Bhopal Elite	08/21/2015	Active	24	2	6	-4	-14.29%	25	6	3			P,M,VP,SC	4	90+ Days		



Club Health Assessment for District 3233G2 through March 2025

			Status	Membership							Reports					Finance		LCIF	
Club Number	Club Name	Charter Date		Current Member Count	YTD Members Added	YTD Members Dropped	YTD Net Growth	YTD Net Growth%	Member Count 12 Months Ago	Avg. length of service for dropped members	Months Since Last MMR ***	Yrs. Since Last Officer Report	President Rotation	Vice President Reported ****	Months Since Last Activity Report ***	Account Balance	Donations for current Fiscal Year		
			Number of times on status quo within last two years	If below 15 members appears					If net loss is greater than 20% appears					If no report in 3 months appears in	When more than one year appears in	Number of repeat terms	Notes the officers that do not have an active	If no report at 12 months appears in red	
Exc Award (06/30/2017, 06/30/2018, 06/30/2020)																			
82712	BHOPAL FRIENDS	06/30/2004	Active	26	6	0	6	30.00%	24		1			N T,VP	0				
Exc Award (06/30/2017, 06/30/2018, 06/30/2020)																			
89138	BHOPAL GLORIOUS	08/24/2005	Active	34	7	0	7	25.93%	26		1			N SC	1		\$403.16		
Exc Award (06/30/2017, 06/30/2019, 06/30/2020)																			
149537	Bhopal Harmony	02/03/2022	Active	10	0	0	0	0.00%	10		17			IP P,S,T,M,SC	6	90+ Days			
37290	BHOPAL HILLTOP-IDGAH	06/20/1979	Active	10	0	0	0	0.00%	10		14		3	T,M,VP,SC	7				
Exc Award (06/30/2018)																			
107154	BHOPAL KARMA	12/28/2009	Active	32	7	0	7	28.00%	28		2			N	2		\$1,581.30		
Exc Award (06/30/2017, 06/30/2018, 06/30/2020)																			
52069	BHOPAL LAKE CITY	10/04/1991	Active	23	1	7	-6	-20.69%	25	10	6			N VP	5	90+ Days	\$527.10		
Exc Award (06/30/2017, 06/30/2018, 06/30/2020)																			
56888	BHOPAL MAJESTIC	04/24/1995	Active	30	3	10	-7	-18.92%	39	5	1		2	N M,SC	0		\$60.19		
Exc Award (06/30/2017, 06/30/2018, 06/30/2020)																			
138538	Bhopal Mannat	06/17/2019	Active	10	0	2	-2	-16.67%	10	4	3			N P,M,VP,SC	5	90+ Days			
Exc Award (06/30/2020)																			
137318	Bhopal Medicos	01/24/2019	Active	6	0	0	0	0.00%	6		15		7	R M,SC	2	90+ Days			
127681	Bhopal New Lake City	06/16/2016	Active	26	10	0	10	62.50%	17		8			N T	1		\$7,300.90		
Exc Award (06/30/2017, 06/30/2018, 06/30/2020)																			
57773	BHOPAL NORTH	01/17/1996	Active(1)	26	4	1	3	13.04%	19	28	0			R P,T,M,VP,SC	3		\$999.54		
Exc Award (06/30/2017, 06/30/2019, 06/30/2020)																			
125998	Bhopal Pearl	10/30/2015	Active	11	1	6	-5	-31.25%	22	7	0			N M,SC	0	90+ Days			
Exc Award (06/30/2016, 06/30/2017, 06/30/2020)																			
56305	BHOPAL PRATAP	12/05/1994	Active	42	1	0	1	2.44%	38		3			N VP	2				
Exc Award (06/30/2016, 06/30/2017, 06/30/2020)																			
58155	BHOPAL ROYAL	04/11/1996	Active	32	7	16	-9	-21.95%	44	10	1			N VP	0	90+ Days			
Exc Award (06/30/2017, 06/30/2018, 06/30/2020)																			
112175	BHOPAL SANSKAR	09/07/2011	Active	26	7	7	0	0.00%	29	1	2			N P,T,SC	2	90+ Days			
Exc Award (06/30/2016, 06/30/2017, 06/30/2020)																			



Club Health Assessment for District 3233G2 through March 2025

Club Number	Club Name	Charter Date	Status	Membership							Reports					Finance	LCIF
				Current Member Count	YTD Members Added	YTD Members Dropped	YTD Net Growth	YTD Net Growth%	Member Count 12 Months Ago	Avg. length of service for members	Months Since Last MMR ***	Yrs. Since Last Officer Report	President Rotation	Vice President Reported ****	Months Since Last Activity Report ***	Account Balance	Donations for current Fiscal Year
			Number of times on status quo within last two years	If below 15 members appears				If net loss is greater than 20% appears			If no report in 3 months appears	When more than one year appears in	Number of repeat terms	Notes the officers that do not have an active	If no report at 12 months appears in red		
148185	Bhopal Sarovar	09/06/2021	Active	24	6	14	-8	-25.00%	32	2	0		N	M,SC	0		\$100.00
	Exc Award (06/30/2023)																
151600	Bhopal Sarvodaya	07/19/2022	Active	18	2	2	0	0.00%	17	2	1		N	S,T,VP	2		\$1,050.30
	Exc Award (06/30/2023)																
128241	Bhopal Smart City	07/11/2016	Active	36	5	0	5	16.13%	32		2		N	M,SC	3		
	Exc Award (06/30/2017, 06/30/2018, 06/30/2019)																
36632	BHOPAL SOUTH	02/14/1979	Active	50	11	4	7	16.28%	38	3	0		R	P,VP	0		\$1,006.28
	Exc Award (06/30/2016, 06/30/2017, 06/30/2018)																
141656	Bhopal Wing	06/16/2020	Active	19	5	0	5	35.71%	14		1		N		0	90+ Days	
120257	Bhopal Young Campus	09/04/2013	Active	3	0	0	0	0.00%	13		8		2	M,VP,SC	7	90+ Days	
	Exc Award (06/30/2020)																
118907	BHOURA CAMPUS	03/12/2013	Active	15	0	3	-3	-16.67%	18	7	3		2	N	M,SC	8	
	Exc Award (06/30/2017, 06/30/2020, 06/30/2021)																
130028	Ganj Basoda	02/01/2017	Active(2)	11	0	4	-4	-26.67%	15	3	3		N	M,SC	8	90+ Days	
	Exc Award (06/30/2018, 06/30/2020, 06/30/2021)																
119471	HARDA AMBER	05/31/2013	Active	19	0	0	0	0.00%	19		11	1	None	P,S,T,M,VP SC	6	90+ Days	
	Exc Award (06/30/2017, 06/30/2018, 06/30/2019)																
66703	HARDA CITY	10/04/2002	Active	37	0	0	0	0.00%	37		9		N		2		
	Exc Award (06/30/2017, 06/30/2020, 06/30/2021)																
57130	HOSHANGABAD	06/28/1995	Active	30	1	0	1	3.45%	29		6		N		0	90+ Days	\$3,007.54
	Exc Award (06/30/2017, 06/30/2018, 06/30/2019)																
134545	Hoshangabad Ayush	05/02/2018	Active	32	11	4	7	28.00%	25	6	1		N		4	90+ Days	
	Exc Award (06/30/2023, 06/30/2024)																
107322	ITARSI COUPLE	01/22/2010	Active	17	0	0	0	0.00%	17		7			M,VP,SC	1	90+ Days	
	Exc Award (06/30/2017, 06/30/2018, 06/30/2019)																
67007	ITARSI FRIENDS	12/30/2002	Active	38	2	0	2	5.56%	36		1		N		3		\$520.58
	Exc Award (06/30/2017, 06/30/2018, 06/30/2019)																
137125	Itarsi Maitri	01/03/2019	Active	7	1	2	-1	-12.50%	13	3	6		N		3		
	Exc Award (06/30/2023)																



Club Health Assessment for District 3233G2 through March 2025

			Status	Membership							Reports					Finance	LCIF	
Club Number	Club Name	Charter Date		Current Member Count	YTD Members Added	YTD Members Dropped	YTD Net Growth	YTD Net Growth%	Member Count 12 Months Ago	Avg. length of service for dropped members	Months Since Last MMR ***	Yrs. Since Last Officer Report	President Rotation	Vice President Reported ****	Months Since Last Activity Report ***	Account Balance	Donations for current Fiscal Year	
			Number of times on status quo within last two years	If below 15 members appears					If net loss is greater than 20% appears			If no report in 3 months appears in	When more than one year appears in	Number of repeat terms	Notes the officers that do not have an active	If no report at 12 months appears in red		
137407	Itarsi Pankh	02/20/2019	Active	29	2	0	2	7.41%	27		1			N	M,SC	0		\$58.10
Exc Award (06/30/2020, 06/30/2021, 06/30/2022)																		
125385	Itarsi Sudarshan	07/28/2015	Active	23	6	27	-21	-47.73%	46	7	3			N		4	90+ Days	
Exc Award (06/30/2017, 06/30/2019, 06/30/2020)																		
31720	KHACHRAUD	02/12/1976	Active(1)	9	0	0	0	0.00%	11		9		3	N	SC	6	90+ Days	
Exc Award (06/30/2017, 06/30/2018, 06/30/2020)																		
118706	KHACHRAUD SHREE SAI	02/01/2013	Active(1)	6	0	0	0	0.00%	6		11		3	R	M,SC	18	90+ Days	
Exc Award (06/30/2016, 06/30/2017, 06/30/2020)																		
56662	KHILCHIPUR	03/13/1995	Active(2)	17	0	1	-1	-5.56%	16	6	5			N	P,M,VP,SC	2		
Exc Award (06/30/2018)																		
149517	Mahidpur City	02/09/2022	Cancelled(8*)	0	0	28	-28	-100.00%	28	3	3	1	None		P,S,T,M,VP SC	24+	90+ Days	
58898	MULTAI TAPTI NAGARI	12/02/1996	Active	19	0	0	0	0.00%	28		9			N	M,VP,SC	0		
Exc Award (06/30/2017, 06/30/2020)																		
31897	NAGDA	03/22/1976	Active	38	0	9	-9	-19.15%	56	7	3			N	SC	1		
Exc Award (06/30/2017, 06/30/2018, 06/30/2020)																		
56608	NAGDA GREATER	03/06/1995	Active	28	2	0	2	7.69%	22		3			N	S,SC	0		
Exc Award (06/30/2016, 06/30/2018, 06/30/2020)																		
149674	Nagda Janmajay	01/31/2022	Active(1)	15	15	15	0	0.00%	15	3	1		4		T,M,VP,SC	19	90+ Days	
56716	PACHORE	03/28/1995	Active(2)	23	0	1	-1	-4.17%	23	2	4			N	M,VP,SC	0	90+ Days	
Exc Award (06/30/2016, 06/30/2017, 06/30/2020)																		
145759	Pachore Udaan	03/31/2021	Active	14	0	1	-1	-6.67%	15	3	4			N	M,SC	1		
60760	PIPARIA CITY	05/11/1998	Active	41	9	1	8	24.24%	32	3	2			N	VP,SC	3	90+ Days	\$7,823.83
Exc Award (06/30/2016, 06/30/2017, 06/30/2020)																		
128347	Pipariya Narmada	07/22/2016	Active(1)	22	3	0	3	15.79%	19		2			N	S,T,VP	3	90+ Days	\$527.10
Exc Award (06/30/2020)																		
35870	SAGAR	06/13/1978	Active	33	2	3	-1	-2.94%	38	24	3		2	N	VP,SC	2	90+ Days	
Exc Award (06/30/2018, 06/30/2021, 06/30/2022)																		
109984	SAGAR DIAMOND	12/28/2010	Active	15	0	0	0	0.00%	15		5			N	M,VP	2	90+ Days	
Exc Award (06/30/2017, 06/30/2018, 06/30/2020)																		




Club Health Assessment for District 3233G2 through March 2025

			Status	Membership							Reports					Finance		LCIF
Club Number	Club Name	Charter Date		Current Member Count	YTD Members Added	YTD Members Dropped	YTD Net Growth	YTD Net Growth%	Member Count 12 Months Ago	Avg. length of service for dropped members	Months Since Last MMR ***	Yrs. Since Last Officer Report	President Rotation	Vice President Reported ****	Months Since Last Activity Report ***	Account Balance	Donations for current Fiscal Year	
			Number of times on status quo within last two years	If below 15 members appears				If net loss is greater than 20% appears			If no report in 3 months appears in	When more than one year appears in	Number of repeat terms	Notes the officers that do not have an active	If no report at 12 months appears in red			
61861	SAGAR JHEEL	04/29/1999	Cancelled(8*)	0	1	7	-6	-100.00%	16	19	6		None	P,S,T,M,VP SC	14	90+ Days		
	Exc Award (06/30/2017, 06/30/2020, 06/30/20																	
119293	SANCHI	05/08/2013	Active(1)	5	2	0	2	66.67%	3		6		11	S,M,VP,SC	5			
40065	SARANGPUR	06/04/1981	Active(1)	26	0	0	0	0.00%	26		7		R	SC	0			
	Exc Award (06/30/2017, 06/30/2020)																	
118686	SARNI SATPUDA	01/31/2013	Active(2)	3	0	0	0	0.00%	3		16			S,VP,SC	3	90+ Days		
141363	Sehore Siddhpur	06/02/2020	Active(1)	10	10	11	-1	-9.09%	12	4	0		2	M,VP,SC	19			
117502	SHAMSHABAD	08/01/2012	Active(1)	22	0	0	0	0.00%	22		6		R	M,VP,SC	6	90+ Days	\$50.01	
	Exc Award (06/30/2017, 06/30/2018)																	
150542	Silvani Prince	05/02/2022	Active	8	0	4	-4	-33.33%	12	2	7		4	T,M,VP,SC	6	90+ Days		
39479	TARANA	02/25/1981	Active	42	0	0	0	0.00%	39		6		N	M,VP,SC	7			
	Exc Award (06/30/2018, 06/30/2020)																	
38742	TIKAMGARH	06/23/1980	Active	56	1	5	-4	-6.67%	60	4	2		N	T	0			
	Exc Award (06/30/2016, 06/30/2017, 06/30/20																	
26346	UJJAIN	12/20/1959	Active	36	11	2	9	33.33%	28	1	0		2	R	SC	0		
	Exc Award (06/30/2016, 06/30/2019, 06/30/20																	
125961	Ujjain Abhinav Couple	10/23/2015	Active(1)	3	0	3	-3	-50.00%	4	6	0		2	S,T,M,VP,SC	5	90+ Days		
	Exc Award (06/30/2017)																	
137599	Ujjain Ananta	03/06/2019	Active(1)	5	0	0	0	0.00%	5		2			S,T,M,VP,SC	6	90+ Days		
97355	UJJAIN ASHOK	06/20/2006	Active(1)	28	0	3	-3	-9.68%	30	11	8		N		4			
	Exc Award (06/30/2017, 06/30/2018, 06/30/20																	
55778	UJJAIN AWANTIKA	05/31/1994	Active(1)	37	2	1	1	2.78%	35	2	7		2	N	M,VP,SC	7	90+ Days	
	Exc Award (06/30/2017, 06/30/2020)																	
78031	UJJAIN CLASSIC	01/05/2004	Active	30	1	0	1	3.45%	28		1		R		0		\$784.66	
	Exc Award (06/30/2017, 06/30/2018, 06/30/20																	
132086	Ujjain Couple	07/10/2017	Active(1)	17	0	0	0	0.00%	14		3		N	T,M,SC	1	90+ Days		
	Exc Award (06/30/2018, 06/30/2019, 06/30/20																	
136627	Ujjain Diamond	11/29/2018	Active	13	1	0	1	8.33%	16		0			T,M,VP,SC	0		\$527.10	



Club Health Assessment for District 3233G2 through March 2025

			Status	Membership							Reports					Finance		LCIF
Club Number	Club Name	Charter Date		Current Member Count	YTD Members Added	YTD Members Dropped	YTD Net Growth	YTD Net Growth%	Member Count 12 Months Ago	Avg. length of service for dropped members	Months Since Last MMR ***	Yrs. Since Last Officer Report	President Rotation	Vice President Reported ****	Months Since Last Activity Report ***	Account Balance	Donations for current Fiscal Year	
			Number of times on status quo within last two years	If below 15 members appears					If net loss is greater than 20% appears			If no report in 3 months appears in	When more than one year appears in	Number of repeat terms	Notes the officers that do not have an active	If no report at 12 months appears in red		
Exc Award (06/30/2020, 06/30/2024)																		
62055	UJJAIN DYNAMIC	06/08/1999	Active(2)	18	0	0	0	0.00%	18		9			N	P,M,SC	5	90+ Days	
Exc Award (06/30/2017, 06/30/2018, 06/30/2020)																		
149751	Ujjain Elite	01/31/2022	Cancelled(8*)	0	0	14	-14	-100.00%	21	2	3		None		P,S,T,M,VP SC	6	90+ Days	
149526	Ujjain Engineers	02/03/2022	Active	19	4	1	3	18.75%	15	2	2			N	M,SC	2		\$190.00
84440	UJJAIN FRIENDS	11/22/2004	Active	37	3	0	3	8.82%	40		3			R		0		\$2,332.42
Exc Award (06/30/2017, 06/30/2018, 06/30/2020)																		
103553	UJJAIN GOLD	09/05/2008	Active	27	0	7	-7	-20.59%	44	5	0			N	S,M,VP,SC	0	90+ Days	
Exc Award (06/30/2018, 06/30/2020, 06/30/2024)																		
149785	Ujjain Gold City	02/21/2022	Active(1)	7	1	6	-5	-41.67%	4	3	2			N	P,S,T,M,SC	14		
149685	Ujjain Gold New Voices	01/31/2022	Active(2)	1	0	2	-2	-66.67%	8	1	3		None		P,S,T,M,VP SC	2		
141739	Ujjain Gold Queen	06/15/2020	Active	11	0	0	0	0.00%	12		3		None		P,S,T,M,VP SC	6	90+ Days	
Exc Award (06/30/2021)																		
149527	Ujjain Harmony	02/03/2022	Active	3	0	0	0	0.00%	12		9				M,VP,SC	6	90+ Days	
60411	UJJAIN HOLY CITY	02/23/1998	Active	39	1	1	0	0.00%	37	2	7				T,M,VP,SC	6		\$107.82
Exc Award (06/30/2017, 06/30/2018, 06/30/2020)																		
136376	Ujjain Jagrati	10/23/2018	Active	14	1	0	1	7.69%	13		7			R	M,SC	2	90+ Days	
Exc Award (06/30/2020, 06/30/2022)																		
59124	UJJAIN KSHIPRA	02/13/1997	Active	25	0	0	0	0.00%	27		8			R	M,VP	1		
Exc Award (06/30/2017, 06/30/2018, 06/30/2020)																		
59138	UJJAIN MAHAKAL	02/19/1997	Active	20	3	1	2	11.11%	18	0	8		2	N	VP,SC	0		
Exc Award (06/30/2017, 06/30/2018, 06/30/2020)																		
149646	Ujjain Malwa	01/31/2022	Active(2)	3	0	0	0	0.00%	4		9				T,M,VP,SC	4	90+ Days	
149538	Ujjain New Voices	02/03/2022	Active	12	2	0	2	20.00%	14		6				M,VP,SC	6	90+ Days	
128201	Ujjain Passion	07/07/2016	Active	24	6	5	1	4.35%	23	1	0		3	N	S,M	0		
Exc Award (06/30/2020, 06/30/2022, 06/30/2024)																		
148660	Ujjain Platinum	10/20/2021	Cancelled(8*)	0	0	9	-9	-100.00%	17	3	3	1	None		P,S,T,M,VP SC	5	90+ Days	
149639	Ujjain Rise	01/31/2022	Active	10	2	0	2	25.00%	8		3			N	M,VP,SC	1	90+ Days	\$527.10



Club Health Assessment for District 3233G2 through March 2025

			Status	Membership							Reports					Finance		LCIF
Club Number	Club Name	Charter Date		Current Member Count	YTD Members Added	YTD Members Dropped	YTD Net Growth	YTD Net Growth%	Member Count 12 Months Ago	Avg. length of service for dropped members	Months Since Last MMR ***	Yrs. Since Last Officer Report	President Rotation	Vice President Reported ****	Months Since Last Activity Report ***	Account Balance	Donations for current Fiscal Year	
			Number of times on status quo within last two years	If below 15 members appears				If net loss is greater than 20% appears			If no report in 3 months appears in	When more than one year appears in	Number of repeat terms	Notes the officers that do not have an active	If no report at 12 months red			
139370	Ujjain Royal	09/18/2019	Active(2)	2	0	0	0	0.00%	4		9			T,M,VP,SC	24+			
	Exc Award (06/30/2021)																	
149675	Ujjain Sandipani	01/31/2022	Active	4	0	5	-5	-55.56%	11	2	3			P,S,T,M,VP SC	1			
149528	Ujjain Sanjeevni	02/03/2022	Active	5	0	0	0	0.00%	12		9		4	M,VP,SC	6	90+ Days		
82916	UJJAIN SURBHI	06/29/2004	Active	35	5	3	2	6.06%	32	4	1			P,T,M,VP	0		\$1,751.11	
	Exc Award (06/30/2017, 06/30/2018, 06/30/20																	
151601	Ujjain Surmandir	07/29/2022	Active	17	3	6	-3	-15.00%	19	2	0			N SC	1			
	Exc Award (06/30/2024)																	
149530	Ujjain Technocrate	02/03/2022	Active	3	0	0	0	0.00%	12		9			M,VP,SC	6	90+ Days		
141706	Ujjain Udaan	06/15/2020	Active	9	1	0	1	12.50%	12		1			T,M,VP,SC	0			
	Exc Award (06/30/2022)																	
120365	Ujjain Urja	09/18/2013	Active	13	1	1	0	0.00%	12	3	2			N SC	0			
	Exc Award (06/30/2017, 06/30/2018, 06/30/20																	
60410	UJJAIN WING	02/23/1998	Active	30	3	5	-2	-6.25%	31	19	3			N	0	90+ Days		
	Exc Award (06/30/2017, 06/30/2018, 06/30/20																	
26347	VIDISHA	11/29/1968	Active	26	1	1	0	0.00%	28	2	5			N S,VP	7	90+ Days		
	Exc Award (06/30/2017, 06/30/2019, 06/30/20																	
130015	Vidisha Aarya	02/01/2017	Active	25	2	2	0	0.00%	23	1	2			R M,VP,SC	0	90+ Days	\$50.01	
	Exc Award (06/30/2018, 06/30/2019, 06/30/20																	
122753	Vidisha Betwa	07/14/2014	Active	23	2	1	1	4.55%	22	3	6			N M,SC	0		\$662.47	
	Exc Award (06/30/2017, 06/30/2018, 06/30/20																	
122422	Vidisha Maitry	06/18/2014	Active	16	1	0	1	6.67%	15		2		2	R M,VP	1	90+ Days	\$1,000.29	
	Exc Award (06/30/2017, 06/30/2018, 06/30/20																	
142846	Vidisha Prakash	12/22/2020	Active	14	2	0	2	16.67%	15		3			N	2			
	Exc Award (06/30/2022, 06/30/2023)																	
109339	VIDISHA SAMRAT	09/27/2010	Active	36	0	1	-1	-2.70%	36	14	2			N M,SC	1		\$50.31	
	Exc Award (06/30/2017, 06/30/2018, 06/30/20																	
141094	Vidisha Sanghmitra	06/08/2020	Active	13	5	0	5	62.50%	8		1			N M,SC	0			



Club Health Assessment for District 3233G2 through March 2025

			Status	Membership							Reports					Finance	LCIF
Club Number	Club Name	Charter Date		Current Member Count	YTD Members Added	YTD Members Dropped	YTD Net Growth	YTD Net Growth%	Member Count 12 Months Ago	Avg. length of service members	Months Since Last MMR ***	Yrs. Since Last Officer Report	President Rotation	Vice President Reported ****	Months Since Last Activity Report ***	Account Balance	Donations for current Fiscal Year
			Number of times on status quo within last two years	If below 15 members appears				If net loss is greater than 20% appears			If no report in 3 months appears in	When more than one year appears in	Number of repeat terms	Notes the officers that do not have an active	If no report at 12 months appears in red		
145891	Vidisha Sunrise	04/22/2021	Active	22	9	0	9	69.23%	19		0		N	T,SC	0		\$250.01
Exc Award (06/30/2022, 06/30/2023)																	

Clubs Cancelled Previous Fiscal Year – Clubs Cancelled within last 12 months may be reinstated

Club Number	Club Name	Charter Date	Current Status*	Cancellation Date
140953	Ujjain Pratishtha	02/27/2020	Cancelled(8*)	02/29/2024
108297	UJJAIN SHRADHA	05/07/2010	Cancelled(8*)	01/29/2024
149539	Ujjain Vibrant	02/09/2022	Cancelled(6*)	07/29/2023
149540	Ujjain Youngs	02/09/2022	Cancelled(6*)	07/29/2023

Current Total Clubs Count	YTD New Clubs Count	YTD Cancelled Clubs Count	YTD Net Club Gain	Current Total Members Count	YTD Add	YTD Drop	YTD Net Growth	YTD Net Growth %	Member Count 12 Months Ago	Average Member Count Per Club	% of Clubs with less than 20 members	% No MMR in 3 Months	% No Officer Report in 12 Months	% of Clubs with balance 90+ days	Number of Clubs in Status Quo	% Status Quo Clubs in Financial Suspension	Number of Cancelled Clubs	Average Cancelled Club Age	Members Lost Due to Cancellation	% of Clubs Cancelled for Non-Financial Reasons
129	8	6	2	2,664	449	397	52	1.99%	2,726	21	50%	60%	1%	49%	0	0%	6	9	98	-33%

* - P - Priority Club. Cancellation Reasons: 1-Objectives/conduct, 2-Non-active club, 5-Non-existing club, 6-Disbanding, 7-Merger, 8-Financial Suspension, 9-District/Multiple District Dues.

** - Abbreviation: P-President, S-Secretary, T-Treasurer, M-Member Chairperson, VP-First Vice President, MC-Communications Chairperson, SC-Service Chairperson

*** - Abbreviation: N/R - Never reported using the Lions Clubs website, N/A - Not applicable, No password registered for the Lions Clubs website.

**** - Abbreviation: N - New, IP - Immediate Past, R - Repeat.



Club Health Assessment for District 3234D1 through March 2025

			Status	Membership							Reports					Finance		LCIF
Club Number	Club Name	Charter Date		Current Member Count	YTD Members Added	YTD Members Dropped	YTD Net Growth	YTD Net Growth%	Member Count 12 Months Ago	Avg. length of service for dropped members	Months Since Last MMR ***	Yrs. Since Last Officer Report	President Rotation	Vice President Reported ****	Months Since Last Activity Report ***	Account Balance	Donations for current Fiscal Year	
			Number of times on status quo within last two years	If below 15 members appears					If net loss is greater than 20% appears			If no report in 3 months appears in	When more than one year appears in	Number of repeat terms	Notes the officers that do not have an active	If no report at 12 months appears in red		
Clubs less than two years old																		
157503	Atpadi United	02/27/2024	Active(1)	19	0	5	-5	-20.83%	24	1	3		2	M,VP,SC	N/R	90+ Days		
157366	Chiplun Unity	02/14/2024	Active	30	4	0	4	15.38%	23		1			N	SC	0		
155576	Karad Main	08/08/2023	Active	43	1	0	1	2.38%	47		5			N		6		
155816	Karad MIDC	09/28/2023	Active(1)	20	20	20	0	0.00%	20	1	1		2	R		14	90+ Days	
176996	Kodoli	09/24/2024	Active	20	20	0	20	100.00%	0		6			N	M	N/R		
179086	Kodoli Warana	11/15/2024	Active	20	20	0	20	100.00%	0		4			N	M,SC	N/R	90+ Days	
171979	Phaltan Diamond	06/05/2024	Cancelled(8*)	0	0	22	-22	-100.00%	0	5	9		None	P,S,T,M,VP SC	N/R	90+ Days		
180927	Sawarde Ideal	02/20/2025	Newly Chartered	22	22	0	22	100.00%	0		0			N		0		
Clubs more than two years old																		
26350	AKALKOT	01/22/1971	Active	42	0	0	0	0.00%	42		8			N	M,SC	24+		
Exc Award (06/30/2023)																		
144700	Akkalkot Royals	12/30/2020	Cancelled(8*)	0	0	21	-21	-100.00%	21	4	9		None	P,S,T,M,VP SC	24+	90+ Days		
26356	BARAMATI	02/12/1966	Active	36	0	1	-1	-2.70%	37	19	8			N	T,M,SC	24+		
147570	Barshi Chetana	07/15/2021	Active	5	0	0	0	0.00%	5		8	1	None	P,S,T,M,VP SC	24+	90+ Days		
134775	Barshi Royal	05/23/2018	Active	64	2	0	2	3.23%	68		0			T,M,VP,SC	0			
Exc Award (06/30/2019, 06/30/2020, 06/30/2023)																		
61412	BARSHI TOWN	01/04/1999	Active	91	6	0	6	7.06%	85		2			N	T,VP,SC	2		
Exc Award (06/30/2019, 06/30/2023)																		
144001	Barshi Town Tejaswini	01/06/2021	Active	45	4	0	4	9.76%	47		3			N	T,M,SC	2		
Exc Award (06/30/2023)																		
151701	Barshi Unique	07/11/2022	Active	22	0	0	0	0.00%	26		9			N	S,M,SC	7	90+ Days	
Exc Award (06/30/2023)																		
29326	BARSII MAHARASHTRA	05/20/1974	Active	31	1	2	-1	-3.13%	39	28	2			M,VP,SC	5			
58951	CHIKHALI-YASHWANTNAGAR	12/26/1996	Cancelled(8*)	0	0	20	-20	-100.00%	20	21	3	2	None	P,S,T,M,VP SC	24+	90+ Days		
48194	CHIPLUN	02/19/1988	Active	69	15	3	12	21.05%	57	16	4			N	M,VP	0	\$1,006.29	



Club Health Assessment for District 3234D1 through March 2025

			Status	Membership							Reports					Finance		LCIF
Club Number	Club Name	Charter Date		Current Member Count	YTD Members Added	YTD Members Dropped	YTD Net Growth	YTD Net Growth%	Member Count 12 Months Ago	Avg. length of service for dropped members	Months Since Last MMR ***	Yrs. Since Last Officer Report	President Rotation	Vice President Reported ****	Months Since Last Activity Report ***	Account Balance	Donations for current Fiscal Year	
			Number of times on status quo within last two years	If below 15 members appears				If net loss is greater than 20% appears			If no report in 3 months appears in	When more than one year repeat appears in	Number of repeat terms	Notes the officers that do not have an active	If no report at 12 months appears in red			
Exc Award (06/30/2018, 06/30/2020)																		
140875	Chiplun Galaxy	02/12/2020	Active	24	5	2	3	14.29%	19	3	1			N	SC	0	\$1,006.29	
Exc Award (06/30/2020)																		
36844	DAPOLI	03/26/1979	Active	36	7	3	4	12.50%	32	18	3				T,M,VP,SC	1		
111033	DEVROUKH	05/05/2011	Active	20	0	1	-1	-4.76%	21	10	3				M,VP,SC	7		
Exc Award (06/30/2016, 06/30/2021)																		
32765	GADHINGLAJ	09/21/1976	Active	27	0	0	0	0.00%	28		8			R	M,SC	1		
Exc Award (06/30/2016)																		
147331	Gadhinglaj Royal	07/04/2021	Active	43	1	5	-4	-8.51%	41	2	3				VP,SC	8		
150620	Guhagar city	06/20/2022	Active	28	3	1	2	7.69%	26	2	8			N	M,SC	1		
146290	Hatkhamba Royal	05/26/2021	Active	23	0	1	-1	-4.17%	24	3	7			N	P,M,VP,SC	1		
43286	HUPARI	12/07/1983	Active	13	0	0	0	0.00%	13		19			N	M,VP,SC	24+		
Exc Award (06/30/2016)																		
26363	ICHALKARANJI	11/02/1960	Active	113	0	2	-2	-1.74%	119	40	7			R	M,SC	7		
Exc Award (06/30/2016)																		
99885	ICHALKARANJI CITY	06/29/2007	Cancelled(6*)	0	0	19	-19	-100.00%	20	9	3		None		P,S,T,M,VP SC	24+		
Exc Award (06/30/2016)																		
149975	Ichalkaranji Pride	03/29/2022	Active(1)	22	1	0	1	4.76%	21		7			N	M,SC	4	90+ Days	
38003	ISLAMPUR	01/24/1980	Active	36	0	0	0	0.00%	37		9			N	M	6	\$739.14	
58939	JATH	12/17/1996	Active(1)	18	3	1	2	12.50%	25	2	3			N	M,SC	24+	90+ Days	
Exc Award (06/30/2020)																		
126461	Jath Ideal	01/29/2016	Cancelled(8*)	0	0	4	-4	-100.00%	4	8	3	1	None		P,S,T,M,VP SC	24+	90+ Days	
49749	JAYSINGPUR CITY	06/19/1989	Active	15	1	0	1	7.14%	17		6				S,M,VP,SC	24+	90+ Days	
Exc Award (06/30/2016)																		
136028	Jaysingpur Royal	08/01/2018	Active(1)	14	4	1	3	27.27%	16	4	0			N	P,VP,SC	14		
151116	Kankavli	06/20/2022	Active(1)	21	10	12	-2	-8.70%	19	1	1		2		T,M,VP,SC	12	90+ Days	
26367	KARAD	06/09/1966	Active	22	4	0	4	22.22%	18		3			N	M	1		
Exc Award (06/30/2016, 06/30/2017)																		



Club Health Assessment for District 3234D1 through March 2025

Club Number	Club Name	Charter Date	Status	Membership							Reports					Finance	LCIF
				Current Member Count	YTD Members Added	YTD Members Dropped	YTD Net Growth	YTD Net Growth%	Member Count 12 Months Ago	Avg. length of service for dropped members	Months Since Last MMR ***	Yrs. Since Last Officer Report	President Rotation	Vice President Reported ****	Months Since Last Activity Report ***	Account Balance	Donations for current Fiscal Year
			Number of times on status quo within last two years	If below 15 members appears				If net loss is greater than 20% appears			If no report in 3 months appears	When more than one year appears in	Number of repeat terms	Notes the officers that do not have an active	If no report at 12 months red		
151704	Karad City	07/11/2022	Active	32	12	5	7	28.00%	32	5	2			N	M,SC	2	
	Exc Award (06/30/2023)																
146499	Karad Nakshatra	06/18/2021	Active	25	4	0	4	19.05%	21		1			N		2	
84563	KHANAPUR	12/15/2004	Active	17	0	0	0	0.00%	18		9	1	None	P,S,T,M,VP SC	17		
115330	KHED CITY	10/18/2011	Active	50	3	0	3	6.38%	47		1			N	M,SC	0	
	Exc Award (06/30/2020)																
140898	Khed Star	03/06/2020	Active	10	0	0	0	0.00%	11		9			N	M,SC	20	90+ Days
26370	KOLHAPUR	12/15/1956	Active	24	6	4	2	9.09%	22	3	2				M,VP,SC	5	
	Exc Award (06/30/2016, 06/30/2020)																
40477	KOLHAPUR CITY	10/06/1981	Active	28	8	0	8	40.00%	22		4			N		6	
	Exc Award (06/30/2016, 06/30/2017)																
40572	KOLHAPUR RAJARAMPURI	11/05/1981	Active	52	2	0	2	4.00%	51		7		2	N	M,SC	1	
30909	KOLHAPUR WEST	06/11/1975	Active(1)	23	0	0	0	0.00%	23		10			N	M,VP,SC	12	90+ Days
	Exc Award (06/30/2016, 06/30/2017, 06/30/20)																
46112	KUDAL SINDHUDURG	04/18/1986	Active	65	0	0	0	0.00%	65		12			N		2	
	Exc Award (06/30/2016, 06/30/2017)																
44672	KURUNDWAD	02/04/1985	Active	47	0	1	-1	-2.08%	47	21	6			N	M,VP,SC	12	
	Exc Award (06/30/2021, 06/30/2024)																
58258	LOTE	05/13/1996	Active	16	2	0	2	14.29%	15		1			R	SC	1	
	Exc Award (06/30/2020)																
148375	Madgyal City	09/20/2021	Cancelled(8*)	0	0	11	-11	-100.00%	24	3	9		None		P,S,T,M,VP SC	N/A	90+ Days
37105	MALVAN	05/07/1979	Active	32	0	0	0	0.00%	30		3			R	M	0	
	Exc Award (06/30/2016, 06/30/2020)																
59047	MASUR	01/27/1997	Active	19	3	4	-1	-5.00%	23	4	0		None	N	P,M,VP,SC	24+	
	Exc Award (06/30/2021)																
108285	NEW RATNAGIRI	05/05/2010	Active(1)	7	0	13	-13	-65.00%	18	9	3		2		M,VP,SC	13	90+ Days
	Exc Award (06/30/2016, 06/30/2017)																
46670	PANDHARPUR	11/10/1986	Active(1)	38	0	0	0	0.00%	38		2		2		M,VP,SC	19	



Club Health Assessment for District 3234D1 through March 2025

			Status	Membership							Reports					Finance	LCIF			
Club Number	Club Name	Charter Date		Current Member Count	YTD Members Added	YTD Members Dropped	YTD Net Growth	YTD Net Growth%	Member Count 12 Months Ago	Avg. length of service for dropped members	Months Since Last MMR ***	Yrs. Since Last Officer Report	President Rotation	Vice President Reported ****	Months Since Last Activity Report ***	Account Balance	Donations for current Fiscal Year			
			Number of times on status quo within last two years	If below 15 members appears					If net loss is greater than 20% appears						If no report appears in 3 months	When more than one year appears in	Number of repeat terms	Notes the officers do not have an active	If no report appears in 12 months	
Exc Award (06/30/2020)															T,M,VP,SC	N/A	90+ Days	\$1,000.30		
153543	Pandharpur Dream	02/01/2023	Active	21	0	5	-5	-19.23%	28	2	3					0				
26383	PHALTAN	03/05/1968	Active	94	13	1	12	14.63%	108	12	5			N						
Exc Award (06/30/2017, 06/30/2020)																				
141189	Phaltan Golden	06/04/2020	Active	14	1	0	1	7.69%	18		5			N	T	2	90+ Days			
Exc Award (06/30/2023)																				
146500	Phaltan Platinum	06/17/2021	Active(1)	27	0	0	0	0.00%	26		11	1	None		P,S,T,M,VP SC	12				
26390	RATNAGIRI	10/23/1973	Active	143	2	1	1	0.70%	139	4	1			N	SC	0				
Exc Award (06/30/2016, 06/30/2017, 06/30/2020)																				
49808	SANGLI CITY	08/03/1989	Active	52	1	1	0	0.00%	52	17	5			N		2				
150423	Sangli Umadi Pride	04/18/2022	Active	17	0	3	-3	-15.00%	20	2	3			N	S,M	N/R				
52004	SANGMESHWAR	09/11/1991	Active	21	0	0	0	0.00%	24		7			R	M,SC	1				
Exc Award (06/30/2016, 06/30/2017, 06/30/2020)																				
36526	SANGOLA	01/30/1979	Active(1)	70	4	0	4	6.06%	68		8		2	R	M,SC	7				
Exc Award (06/30/2023)																				
129543	Satara Ajinkya	12/13/2016	Active	28	5	1	4	16.67%	25	2	2			N	T,M,SC	4	90+ Days			
34143	SATARA CAMP	06/16/1977	Active	25	0	2	-2	-7.41%	27	10	7		2		P,T,M,VP,SC	0	90+ Days			
57527	SATARA GENDAMAL	11/29/1995	Cancelled(8*)	0	10	10	0	0.00%	14	14	2		None		P,S,T,M,VP SC	24+	90+ Days			
68941	SATARA JANSEVA	06/11/2003	Active	26	0	0	0	0.00%	26		9			R	SC	24				
99134	SATARA MIDC	04/17/2007	Active	42	7	1	6	16.67%	40	4	3			N	P,T,M,SC	6				
Exc Award (06/30/2016, 06/30/2017)																				
131892	Satara Sahyadri	09/04/2017	Active(1)	15	6	0	6	66.67%	9		2		None		P,S,T,M,VP SC	16	90+ Days			
56248	SATARA UNITED	11/16/1994	Active	40	0	2	-2	-4.76%	41	2	5			N		19	90+ Days			
31226	SAWANTWADI	09/30/1975	Active	60	0	0	0	0.00%	62		9		2		P,T,M,VP,SC	7	90+ Days			
137189	Sawarde	01/21/2019	Active	36	2	29	-27	-42.86%	42	2	1			N	S,M	1	\$179.70			
Exc Award (06/30/2020, 06/30/2024)																				
143206	Shirol	11/04/2020	Cancelled(8*)	0	0	20	-20	-100.00%	20	4	15	1	None		P,S,T,M,VP SC	14	90+ Days			



Club Health Assessment for District 3234D1 through March 2025

			Status	Membership							Reports					Finance	LCIF	
Club Number	Club Name	Charter Date		Current Member Count	YTD Members Added	YTD Members Dropped	YTD Net Growth	YTD Net Growth%	Member Count 12 Months Ago	Avg. length of service for dropped members	Months Since Last MMR ***	Yrs. Since Last Officer Report	President Rotation	Vice President Reported ****	Months Since Last Activity Report ***	Account Balance	Donations for current Fiscal Year	
			Number of times on status quo within last two years	If below 15 members appears				If net loss is greater than 20% appears			If no report in 3 months appears in	When more than one year appears in	Number of repeat terms		Notes the officers that do not have an active	If no report at 12 months appears in red		
26395	SOLAPUR	12/22/1960	Active	100	10	2	8	8.70%	100	1	8		2	N	M,VP,SC	3		
	Exc Award (06/30/2023)																	
44397	SOLAPUR CENTRAL	11/26/1984	Active	32	3	6	-3	-8.57%	35	6	1			R	T,M,SC	0		\$2,012.58
48195	SOLAPUR CITY	02/19/1988	Active	7	0	0	0	0.00%	7		18	1	None		P,S,T,M,VP SC	24+	90+ Days	
124138	Solapur Classic	02/06/2015	Cancelled(8*)	0	0	16	-16	-100.00%	16	6	2	1	None		P,S,T,M,VP SC	24+	90+ Days	
110257	SOLAPUR METRO	02/03/2011	Active	23	6	0	6	35.29%	18		6		2	N	T	3		
	Exc Award (06/30/2017, 06/30/2018)																	
52062	SOLAPUR MID TOWN	10/03/1991	Active	63	0	1	-1	-1.56%	60	23	4			N	M	2		\$1,000.30
	Exc Award (06/30/2016, 06/30/2020)																	
125448	Solapur Royal	08/07/2015	Cancelled(8*)	0	0	22	-22	-100.00%	22	10	2	2	None		P,S,T,M,VP SC	24+	90+ Days	
119223	SOLAPUR TWIN CITY	04/24/2013	Active	20	4	3	1	5.26%	25	4	2			N	P,M,SC	8		
	Exc Award (06/30/2023)																	
107272	UMADI	01/14/2010	Active	35	0	0	0	0.00%	35		9			N	P,M,VP	24+		
	Exc Award (06/30/2020)																	
149880	Umadi Grapes City	02/22/2022	Active	9	0	3	-3	-25.00%	12	3	3			N	P,T,M,VP,SC	N/R		
153589	Vita Gold	02/08/2023	Active(2)	20	0	0	0	0.00%	20		16	1	None		P,S,T,M,VP SC	N/R	90+ Days	

Clubs Cancelled Previous Fiscal Year – Clubs Cancelled within last 12 months may be reinstated

Club Number	Club Name	Charter Date	Current Status*	Cancellation Date
144449	Dudhani	12/30/2020	Cancelled(8*)	12/29/2023
145739	Kadegaon	05/21/2021	Cancelled(8*)	07/29/2023
143233	Solapur Supreme	11/03/2020	Cancelled(8*)	09/29/2023
149796	Umadi Adarsh	02/03/2022	Cancelled(8*)	06/29/2024



Club Health Assessment for District 3234D1 through March 2025

Club Number			Club Name			Charter Date			Status					Membership					Reports					Finance		LCIF
									Current Member Count	YTD Members Added	YTD Members Dropped	YTD Net Growth	YTD Net Growth%	Member Count 12 Months Ago	Avg. length of service for dropped members	Months Since Last MMR ***	Yrs. Since Last Officer Report	President Rotation	Vice President Reported ****	Months Since Last Activity Report ***	Account Balance	Donations for current Fiscal Year				
									Number of times on status quo within last two years	If below 15 members appears			If net loss is greater than 20% appears			If no report in 3 months appears in		When more than one year appears in	Number of repeat terms	Notes the officers that do not have an active		If no report at 12 months appears in red				
Current Total Clubs Count	YTD New Clubs Count	YTD Cancelled Clubs Count	YTD Net Club Gain	Current Total Members Count	YTD Add	YTD Drop	YTD Net Growth	YTD Net Growth %	Member Count 12 Months Ago	Average Member Count Per Club	% of Clubs with less than 20 members	% No MMR in 3 Months	% No Officer Report in 12 Months	% of Clubs with balance 90+ days	Number of Clubs in Status Quo	% Status Quo Clubs in Financial Suspension	Number of Cancelled Clubs	Average Cancelled Club Age	Members Lost Due to Cancellation	% of Clubs Cancelled for Non-Financial Reasons						
74	3	10	-7	2,579	268	313	-45	-1.71%	2,707	35	22%	70%	7%	28%	0	0%	10	13	165	-30%						

* - P - Priority Club. Cancellation Reasons: 1-Objectives/conduct, 2-Non-active club, 5-Non-existing club, 6-Disbanding, 7-Merger, 8-Financial Suspension, 9-District/Multiple District Dues.

** - Abbreviation: P-President, S-Secretary, T-Treasurer, M-Member Chairperson, VP-First Vice President, MC-Communications Chairperson, SC-Service Chairperson

*** - Abbreviation: N/R - Never reported using the Lions Clubs website, N/A - Not applicable, No password registered for the Lions Clubs website.

**** - Abbreviation: N - New, IP - Immediate Past, R - Repeat.



Club Health Assessment for District 3234D2 through March 2025

			Status	Membership							Reports					Finance		LCIF
Club Number	Club Name	Charter Date		Current Member Count	YTD Members Added	YTD Members Dropped	YTD Net Growth	YTD Net Growth%	Member Count 12 Months Ago	Avg. length of service for dropped members	Months Since Last MMR ***	Yrs. Since Last Officer Report	President Rotation	Vice President Reported ****	Months Since Last Activity Report ***	Account Balance	Donations for current Fiscal Year	
			Number of times on status quo within last two years	If below 15 members appears					If net loss is greater than 20% appears		If no report in 3 months appears in	When more than one year appears in	Number of repeat terms	Notes the officers that do not have an active	If no report at 12 months appears in red			
Clubs less than two years old																		
157879	Bahadarpur Kisan	04/02/2024	Active(1)	22	0	0	0	0.00%	0		8		2	S,M,VP,SC	N/R	90+ Days		
155543	Lonavala Legends	08/30/2023	Active	32	1	0	1	3.23%	31		7			M,VP,SC	7	90+ Days		
178476	Narayangaon	09/13/2024	Active	21	21	0	21	100.00%	0		6			M,VP,SC	N/R	90+ Days		
156268	Nashik Karmveer	09/29/2023	Active	24	5	0	5	26.32%	26		3			M,VP	14	90+ Days		
155696	Nashik Smart Citizens	08/17/2023	Active	26	1	1	0	0.00%	26	1	6			N	S,M	5	90+ Days	
157811	Pune Chartered Accountants	05/24/2024	Cancelled(8*)	0	0	41	-41	-100.00%	0	1	9		None	P,S,T,M,VP SC	N/R	90+ Days		
179521	Pune Harmony	11/11/2024	Active	20	20	0	20	100.00%	0		4			M,VP,SC	4	90+ Days		
152498	Pune Shree Kshetra Dehugaon	06/07/2023	Cancelled(8*)	0	0	14	-14	-100.00%	12	1	3		None	P,S,T,M,VP SC	7	90+ Days		
155929	Rahata Sahyadri	09/12/2023	Active	21	3	0	3	16.67%	21		6		2	R	M,SC	6	90+ Days	
Clubs more than two years old																		
130095	Ahmednagar	03/02/2017	Active(1)	33	0	0	0	0.00%	34		6			N		0	90+ Days	
57691	AHMEDNAGAR MID TOWN	12/28/1995	Active(1)	18	0	0	0	0.00%	0		8			T,M,VP,SC	19	90+ Days	\$1,610.06	
63072	AHMEDNAGAR MILLENNIUM	04/13/2000	Cancelled(8*)	0	0	27	-27	-100.00%	27	14	3		None	P,S,T,M,VP SC	17	90+ Days		
120599	Ahmednagar Pride	10/25/2013	Active(3)	12	14	17	-3	-20.00%	15	7	0		2	N		18		
109256	AKURDI AGRASEN	09/17/2010	Active(1)	44	16	4	12	37.50%	35	2	3			N	T,VP,SC	1		
50598	CHAKAN	05/29/1990	Active(1)	107	0	1	-1	-0.93%	130	8	0			N		0	\$900.87	
	Exc Award (06/30/2021)																	
102921	CHAKAN SAPPHIRE	06/30/2008	Active	27	1	3	-2	-6.90%	70	3	3			VP,SC	0			
	Exc Award (06/30/2018)																	
115365	CHINCHWAD ROYAL	10/24/2011	Active	64	7	2	5	8.47%	70	1	2			N		1	\$100.03	
	Exc Award (06/30/2020, 06/30/2022, 06/30/2024)																	
49562	DEHU ROAD	05/30/1989	Active	25	0	2	-2	-7.41%	27	18	4			N	T,M	13		
31685	DEOLALI NASIK ROAD L C	02/05/1976	Active	20	0	0	0	0.00%	20		12		2	M,VP,SC	24+	90+ Days	\$805.03	
57721	JUNNAR SHIVNERI	01/05/1996	Active	46	2	0	2	4.55%	78		6			M,VP,SC	0	90+ Days		
	Exc Award (06/30/2021)																	



Club Health Assessment for District 3234D2 through March 2025

			Status	Membership							Reports					Finance		LCIF
Club Number	Club Name	Charter Date		Current Member Count	YTD Members Added	YTD Members Dropped	YTD Net Growth	YTD Net Growth%	Member Count 12 Months Ago	Avg. length of service for dropped members	Months Since Last MMR ***	Yrs. Since Last Officer Report	President Rotation	Vice President Reported ****	Months Since Last Activity Report ***	Account Balance	Donations for current Fiscal Year	
			Number of times on status quo within last two years	If below 15 members appears	If net loss is greater than 20% appears					If no report in 3 months appears in		When more than one year appears in	Number of repeat terms	Notes the officers that do not have an active	If no report at 12 months appears in red			
59048	KAMSHET	01/27/1997	Active	25	1	1	0	0.00%	25	13	7			M,VP,SC	7			
26371	KOPERGAON	10/25/1970	Active	75	0	1	-1	-1.32%	75	11	0			N	T	4	90+ Days	
Exc Award (06/30/2019)																		
131177	Lonavala Diamond	06/09/2017	Active(1)	18	0	2	-2	-10.00%	35	1	3		2	N	T,VP,SC	3	90+ Days	
35459	LONAVLA	04/04/1978	Active	61	9	2	7	12.96%	62	7	2			N	M,SC	5	\$700.00	
Exc Award (06/30/2023)																		
57371	LONAVLA KHANDALA	09/18/1995	Active	36	0	4	-4	-10.00%	40	6	7			N	M,VP,SC	2		
122786	Lonavla Supremos	07/21/2014	Active	28	2	0	2	7.69%	26		8			N	M,SC	0	90+ Days	
Exc Award (06/30/2020, 06/30/2021, 06/30/2022)																		
26374	MALEGAON	01/10/1966	Active(2)	37	0	0	0	0.00%	58		4		2	R		24+	90+ Days	
67178	MALEGAON MID TOWN	01/21/2003	Active(1)	18	0	12	-12	-40.00%	30	12	3				M,VP,SC	12		
Exc Award (06/30/2022)																		
30400	MALEGAON SOUTH	03/06/1975	Active	83	0	7	-7	-7.78%	95	5	5			N	M,SC	5		
126520	Malegaon Supremo	01/29/2016	Active(1)	27	0	0	0	0.00%	27		13	1	None		P,S,T,M,VP SC	16	90+ Days	
Exc Award (06/30/2017)																		
45834	MANMAD CITY	02/07/1986	Active	51	2	0	2	4.08%	53		6			N	M,SC	0		
Exc Award (06/30/2017, 06/30/2022)																		
109439	MANMAD PRIDE	09/30/2010	Active(1)	20	0	1	-1	-4.76%	32	1	1				S,M,VP,SC	12		
147901	Manmad Ranragini	08/12/2021	Active	21	4	0	4	23.53%	21		8				M,VP,SC	2	90+ Days	
125338	Nashik Corporate	07/09/2015	Active	31	1	0	1	3.33%	31		3				M,VP,SC	1	90+ Days	
Exc Award (06/30/2017)																		
151779	Nashik Engineers	08/02/2022	Active(1)	22	14	10	4	22.22%	18	1	2		2		T,M,VP	1	90+ Days	
142824	Nashik Metro	09/07/2020	Active	41	7	1	6	17.14%	54	4	0			R	VP	0		
Exc Award (06/30/2022)																		
148526	Nashik Navchetana	10/18/2021	Active	21	0	2	-2	-8.70%	24	3	3			N	M,SC	3		
138484	Nashik Royals	06/05/2019	Active	34	5	3	2	6.25%	33	5	0				VP	4		
26380	NASIK	09/27/1962	Active	46	0	7	-7	-13.21%	53	9	3				M,VP,SC	0	\$805.03	
Exc Award (06/30/2022)																		



Club Health Assessment for District 3234D2 through March 2025

			Status	Membership							Reports					Finance		LCIF
Club Number	Club Name	Charter Date		Current Member Count	YTD Members Added	YTD Members Dropped	YTD Net Growth	YTD Net Growth%	Member Count 12 Months Ago	Avg. length of service for dropped members	Months Since Last MMR ***	Yrs. Since Last Officer Report	President Rotation	Vice President Reported ****	Months Since Last Activity Report ***	Account Balance	Donations for current Fiscal Year	
			Number of times on status quo within last two years	If below 15 members appears				If net loss is greater than 20% appears			If no report in 3 months appears in	When more than one year appears in	Number of repeat terms	Notes the officers that do not have an active	If no report at 12 months appears in red			
51530	NASIK PANCHAVATI	04/05/1991	Active(2)	45	0	0	0	0.00%	45		7			R	T,M,SC	2	90+ Days	
97806	NASIK STAR	10/09/2006	Active	42	2	2	0	0.00%	46	2	3			N		0		
	Exc Award (06/30/2017, 06/30/2019, 06/30/20																	
68476	NASIK SUPREME	04/02/2003	Active	28	2	4	-2	-6.67%	59	9	3			N	S,T,M	5		
	Exc Award (06/30/2021)																	
139110	Otur Celebrations	10/24/2019	Active	20	0	3	-3	-13.04%	25	4	3			N	SC	6	90+ Days	
	Exc Award (06/30/2022)																	
130233	Pathardi	06/12/2017	Cancelled(8*)	0	0	20	-20	-100.00%	20	7	3	1	None		P,S,T,M,VP SC	24+	90+ Days	
142757	Pimple Saudagar Active	08/27/2020	Active	40	10	0	10	33.33%	36		2			N	SC	6	90+ Days	
118638	PIMPRI CHINCHWAD CORPORATE	01/21/2013	Active	20	4	3	1	5.26%	21	3	3				M,VP,SC	17		
135433	Pimpri Chinchwad Smart City	07/24/2018	Active	34	3	0	3	9.68%	31		4		2	R	P	5	90+ Days	
	Exc Award (06/30/2019)																	
128212	Pimpri Digital	07/12/2016	Active	16	3	7	-4	-20.00%	19	3	5			N		3	90+ Days	
51253	POONA CENTRAL	01/23/1991	Active	41	0	1	-1	-2.38%	45	31	2				M,VP,SC	15		\$800.30
	Exc Award (06/30/2022, 06/30/2023)																	
47800	POONA CITY	10/21/1987	Active	23	1	0	1	4.55%	36		7			N		3		
	Exc Award (06/30/2021)																	
50227	POONA ERANDAVANA	02/22/1990	Active	30	0	0	0	0.00%	31		6		2	R	SC	18		
44129	POONA GANESHKHIND	06/20/1984	Active	156	0	104	-104	-40.00%	260	7	1			N		0	90+ Days	
	Exc Award (06/30/2016, 06/30/2018, 06/30/20																	
26386	POONA KIRKEE	05/20/1963	Active(1)	11	0	1	-1	-8.33%	25	14	0				VP	24+		
38744	POONA KOTHRUD	06/13/1980	Active(1)	34	2	0	2	6.25%	36		6			N	SC	3	90+ Days	\$1,000.30
37391	POONA MUKUND NAGAR	06/27/1979	Active	14	1	8	-7	-33.33%	21	14	1		3	N	VP	0		
46113	POONA NIGDI	04/01/1986	Active	63	6	0	6	10.53%	61		3			N	T,VP	0		\$2,726.13
	Exc Award (06/30/2020)																	
37292	POONA PIMPRI CHINCHWAD	06/20/1979	Active	45	5	1	4	9.76%	41	3	6			N		7		
	Exc Award (06/30/2019)																	



Club Health Assessment for District 3234D2 through March 2025

			Status	Membership							Reports					Finance	LCIF
Club Number	Club Name	Charter Date		Current Member Count	YTD Members Added	YTD Members Dropped	YTD Net Growth	YTD Net Growth%	Member Count 12 Months Ago	Avg. length of service for dropped members	Months Since Last MMR ***	Yrs. Since Last Officer Report	President Rotation	Vice President Reported ****	Months Since Last Activity Report ***	Account Balance	Donations for current Fiscal Year
			Number of times on status quo within last two years	If below 15 members appears						If net loss is greater than 20% appears	If no report in 3 months appears in	When more than one year appears in	Number of repeat terms	Notes the officers that do not have an active	If no report at 12 months appears in red		
33485	POONA SARASBAUG	03/03/1977	Active	134	0	2	-2	-1.47%	144	1	8			N	7		
	Exc Award (06/30/2017, 06/30/2018, 06/30/2022)																
48692	POONA SHIVAJINAGAR	06/13/1988	Active	39	1	0	1	2.63%	52		4			N	12		\$773.28
	Exc Award (06/30/2022)																
53804	POONA WEST	11/06/1992	Active	13	5	7	-2	-13.33%	24	12	3			N	2		
63541	PUNE 21ST CENTURY	08/14/2000	Active	31	0	7	-7	-18.42%	51	5	4			N	7	90+ Days	
	Exc Award (06/30/2017, 06/30/2019, 06/30/2022)																
132038	Pune Agrasen	07/10/2017	Active(1)	311	5	4	1	0.32%	305	7	1			N	24+		
	Exc Award (06/30/2018, 06/30/2022)																
66436	PUNE AKURDI	06/28/2002	Active	60	6	7	-1	-1.64%	79	2	3			N	0		\$2,800.84
	Exc Award (06/30/2020, 06/30/2022, 06/30/2024)																
97073	PUNE ASHOK NAGAR GOLD	05/02/2006	Active	39	4	3	1	2.63%	46	1	3			N	2		\$1,000.30
	Exc Award (06/30/2016)																
44265	PUNE AUNDH PASHAN	09/04/1984	Active	16	0	0	0	0.00%	16		7			N	4		
97483	PUNE BHOJPUR GOLD	06/30/2006	Active	25	0	0	0	0.00%	35		7			N	19	90+ Days	
52263	PUNE BHOSARI	12/13/1991	Active	86	7	2	5	6.17%	82	6	3			N	0		\$318.06
	Exc Award (06/30/2020, 06/30/2022, 06/30/2024)																
61275	PUNE BIBWEWADI	11/18/1998	Active	37	0	0	0	0.00%	41		9			N	2		
138874	Pune Celebrations	07/08/2019	Active(1)	31	10	5	5	19.23%	28	4	3			N	4	90+ Days	
	Exc Award (06/30/2020, 06/30/2022)																
61860	PUNE CHATTUSHRUNGI	04/29/1999	Active	59	18	21	-3	-4.84%	62	3	1			N	0		\$1,851.89
	Exc Award (06/30/2017, 06/30/2021, 06/30/2024)																
51727	PUNE DOWNTOWN	05/28/1991	Active	26	2	0	2	8.33%	22		5		2	N	8	90+ Days	
	Exc Award (06/30/2022, 06/30/2024)																
97509	PUNE ECO FRIENDS	07/10/2006	Active	37	2	1	1	2.78%	51	1	3			R	2		
152445	Pune Fort	09/30/2022	Active	135	17	0	17	14.41%	118		0			N	N/A		\$3,301.05
144426	Pune Future	12/23/2020	Active	21	10	0	10	90.91%	20		0			N	8	90+ Days	
121506	Pune Galaxy	03/11/2014	Active(1)	22	4	17	-13	-37.14%	33	2	1			M,VP,SC	2	90+ Days	



Club Health Assessment for District 3234D2 through March 2025

			Status	Membership							Reports					Finance		LCIF
Club Number	Club Name	Charter Date		Current Member Count	YTD Members Added	YTD Members Dropped	YTD Net Growth	YTD Net Growth%	Member Count 12 Months Ago	Avg. length of service for dropped members	Months Since Last MMR ***	Yrs. Since Last Officer Report	President Rotation	Vice President Reported ****	Months Since Last Activity Report ***	Account Balance	Donations for current Fiscal Year	
			Number of times on status quo within last two years	If below 15 members appears				If net loss is greater than 20% appears			If no report in 3 months appears in	When more than one year appears in	Number of repeat terms	Notes the officers that do not have an active	If no report at 12 months appears in red			
66437	PUNE GOLDEN CITY	06/28/2002	Active	97	0	0	0	0.00%	97		1	1	None	P,S,T,M,VP SC	18			
152185	Pune Innovation	08/30/2022	Active(1)	28	0	1	-1	-3.45%	28	0	8			N	2	90+ Days		
144749	Pune Katraj	12/31/2020	Active	25	12	4	8	47.06%	19	1	6			M,VP,SC	6	90+ Days		
139778	Pune Lifeline	09/29/2019	Active(3)	27	10	0	10	58.82%	21		2		N		17	90+ Days		
67282	PUNE LOTUS	02/11/2003	Active	27	0	0	0	0.00%	33		10		2	R	T,VP	6		
117169	PUNE MAITRI	06/14/2012	Active	43	2	0	2	4.88%	47		3			M,VP,SC	14	90+ Days		
Exc Award (06/30/2017, 06/30/2019, 06/30/20)																		
135266	Pune Mavericks	06/20/2018	Active(1)	96	1	3	-2	-2.04%	100	13	1			M,VP,SC	6	90+ Days		
61827	PUNE METRO	04/19/1999	Active	43	0	0	0	0.00%	43		7			N	SC	0		
120202	Pune Metropolis	08/22/2013	Active	41	12	6	6	17.14%	37	6	2		N		4			
Exc Award (06/30/2018, 06/30/2020)																		
97807	PUNE PEARL	10/09/2006	Active(1)	22	0	13	-13	-37.14%	46	8	3			VP	15			
Exc Award (06/30/2019)																		
117485	PUNE PHOENIX	07/30/2012	Active	53	12	1	11	26.19%	42	0	2		N		0		\$1,643.60	
Exc Award (06/30/2020)																		
144294	Pune Phoenix Warriors	12/23/2020	Active(3)	22	23	33	-10	-31.25%	32	4	0			M,VP,SC	2			
142374	Pune Pimpri Happiness	07/27/2020	Active(2)	19	0	0	0	0.00%	21		9			T,M,VP,SC	17	90+ Days		
111786	PUNE PLATINUM	08/05/2011	Active	57	6	0	6	11.76%	60		4		N	M	5		\$800.24	
Exc Award (06/30/2018, 06/30/2019)																		
66430	PUNE PRABHAT	06/28/2002	Cancelled(8*)	0	1	14	-13	-100.00%	17	11	3		None	P,S,T,M,VP SC	17	90+ Days		
57738	PUNE PRADHIKARAN	01/04/1996	Active	16	0	0	0	0.00%	36		9			N	18	90+ Days		
58806	PUNE PRIME	10/29/1996	Cancelled(8*)	0	0	20	-20	-100.00%	36	16	3		None	P,S,T,M,VP SC	17	90+ Days		
Exc Award (06/30/2022)																		
120172	Pune Rahatani	08/19/2013	Active	149	19	0	19	14.62%	134		2			M,VP,SC	5			
Exc Award (06/30/2019, 06/30/2020, 06/30/20)																		
88702	PUNE ROYAL	06/21/2005	Active	23	5	1	4	21.05%	27	0	1			N	1			
Exc Award (06/30/2019, 06/30/2021)																		



Club Health Assessment for District 3234D2 through March 2025

			Status	Membership							Reports					Finance		LCIF
Club Number	Club Name	Charter Date		Current Member Count	YTD Members Added	YTD Members Dropped	YTD Net Growth	YTD Net Growth%	Member Count 12 Months Ago	Avg. length of service for dropped members	Months Since Last MMR ***	Yrs. Since Last Officer Report	President Rotation	Vice President Reported ****	Months Since Last Activity Report ***	Account Balance	Donations for current Fiscal Year	
			Number of times on status quo within last two years	If below 15 members appears				If net loss is greater than 20% appears			If no report in 3 months appears in	When more than one year appears in	Number of repeat terms		Notes the officers that do not have an active	If no report at 12 months appears in red		
53739	PUNE SAKARNAGAR	10/14/1992	Active	43	5	0	5	13.16%	38		1			N	T	0		
106232	PUNE SANSKRUTI	08/11/2009	Active	7	0	0	0	0.00%	7		13		2	R	T	17		
	Exc Award (06/30/2017, 06/30/2019)																	
84998	PUNE SENIORS	03/08/2005	Active	19	3	2	1	5.56%	17	3	0			R	SC	6		
147606	Pune Shaniwarwada	07/23/2021	Active	31	1	0	1	3.33%	38		6			N		6		
128226	Pune Shatabdi	07/15/2016	Active	44	1	0	1	2.33%	43		6			R		2		
	Exc Award (06/30/2018, 06/30/2021)																	
57692	PUNE SINHAGAD ROAD	12/28/1995	Cancelled(8*)	0	0	16	-16	-100.00%	16	18	3		None		P,S,T,M,VP SC	20	90+ Days	
127405	Pune Spectrum	05/27/2016	Active	17	0	12	-12	-41.38%	52	11	2			N		1		
	Exc Award (06/30/2022)																	
106196	PUNE STATUS	08/25/2009	Active	129	6	4	2	1.57%	127	4	5			N	VP	24+		\$110.05
129125	Pune Sunrise	10/25/2016	Cancelled(8*)	2	0	13	-13	-86.67%	15	5	3		None		P,S,T,M,VP SC	8	90+ Days	
135199	Pune Sunshine	06/20/2018	Active	45	0	2	-2	-4.26%	54	7	3		2	N	M,SC	8	90+ Days	
	Exc Award (06/30/2019, 06/30/2020)																	
57277	PUNE SUPREME	08/07/1995	Active(1)	48	11	14	-3	-5.88%	50	4	0				VP	1		
	Exc Award (06/30/2016, 06/30/2017, 06/30/2020)																	
109336	PUNE TALAWADE PRIDE	09/27/2010	Cancelled(8*)	0	8	36	-28	-100.00%	23	5	2		None		P,S,T,M,VP SC	18	90+ Days	
106223	PUNE UNIQUE	08/11/2009	Active	21	0	0	0	0.00%	21		6				M,VP,SC	0	90+ Days	
	Exc Award (06/30/2017, 06/30/2018, 06/30/2020)																	
144396	Pune Vidhidnya	12/31/2020	Cancelled(8*)	0	0	12	-12	-100.00%	0	4	10		None		P,S,T,M,VP SC	17	90+ Days	
58364	PUNE VIJAY NAGAR	05/23/1996	Active	69	2	4	-2	-2.82%	71	4	5		2	R		2		
	Exc Award (06/30/2017, 06/30/2018, 06/30/2020)																	
103561	PUNE VIMAN NAGAR	09/08/2008	Cancelled(8*)	0	0	9	-9	-100.00%	9	10	3		None		P,S,T,M,VP SC	24+	90+ Days	
147085	Pune Visionaries	07/01/2021	Active(2)	14	0	0	0	0.00%	39		9			N	SC	8	90+ Days	
	Exc Award (06/30/2022)																	
140549	Pune Wisdom	12/18/2019	Cancelled(8*)	0	1	30	-29	-100.00%	31	4	0		None		P,S,T,M,VP SC	5	90+ Days	
	Exc Award (06/30/2020, 06/30/2022)																	
135526	Rahata	09/10/2018	Active	17	5	2	3	21.43%	12	1	1			N	T,M,VP,SC	6	90+ Days	\$540.88



Club Health Assessment for District 3234D2 through March 2025

			Status	Membership							Reports					Finance		LCIF
Club Number	Club Name	Charter Date		Current Member Count	YTD Members Added	YTD Members Dropped	YTD Net Growth	YTD Net Growth%	Member Count 12 Months Ago	Avg. length of service for dropped members	Months Since Last MMR ***	Yrs. Since Last Officer Report	President Rotation	Vice President Reported ****	Months Since Last Activity Report ***	Account Balance	Donations for current Fiscal Year	
			Number of times on status quo within last two years	If below 15 members appears				If net loss is greater than 20% appears			If no report in 3 months appears in	When more than one year appears in	Number of repeat terms	Notes the officers that do not have an active	If no report at 12 months appears in red			
132095	Rajgurunagar	07/10/2017	Active(2)	16	16	16	0	0.00%	16	6	2		3	R	S,M,SC	13		
35107	SANGAMNER	02/14/1978	Active	41	0	0	0	0.00%	41		14				T,M,VP,SC	18	90+ Days	
134804	Sangamner Kings	06/11/2018	Active	115	0	0	0	0.00%	184		9				T,VP,SC	24+		
98690	Sangamner Saffron Sapphire	02/28/2007	Active	656	0	0	0	0.00%	711		3			N		5		
152720	Sangamner Sangam	09/28/2022	Active	25	0	0	0	0.00%	25		16				M,VP,SC	N/A		
120059	Shirdi Sai	07/29/2013	Active	25	0	1	-1	-3.85%	25	6	6			N	VP,SC	5	90+ Days	
26396	SHRIRAMPUR	05/06/1963	Active	73	5	0	5	7.35%	77		5			R	M,SC	9	90+ Days	
58752	SHRIRAMPUR MID TOWN	10/02/1996	Cancelled(8*)	0	0	24	-24	-100.00%	24	15	3		None		P,S,T,M,VP SC	24+	90+ Days	
61500	SINNAR CITY	02/08/1999	Active	83	2	0	2	2.47%	81		5			N	P,T,M,SC	5	90+ Days	
133903	Sinner Unity	03/22/2018	Active(1)	28	0	0	0	0.00%	34		8			N	M,VP	5	90+ Days	
26397	TALEGAON	01/30/1971	Active	73	0	0	0	0.00%	85		9			R	M,SC	3	90+ Days	
Exc Award (06/30/2019, 06/30/2021, 06/30/2022)																		
48522	VADGAON	05/04/1988	Active(1)	26	26	0	26	100.00%	0		2				P,M,VP,SC	24+		

Clubs Cancelled Previous Fiscal Year – Clubs Cancelled within last 12 months may be reinstated

Club Number	Club Name	Charter Date	Current Status*	Cancellation Date
120814	Nashik Central	12/02/2013	Cancelled(6*)	07/29/2023
135753	Nashik Godavari	07/23/2018	Cancelled(8*)	12/29/2023
141997	Pune Agrasen Neo	07/08/2020	Cancelled(1*)	10/24/2023
143340	Pune Karmveer	10/23/2020	Cancelled(8*)	07/29/2023
147711	Pune Mastermind	08/02/2021	Cancelled(8*)	09/29/2023
135469	Pune Navchaitanya	07/18/2018	Cancelled(6*)	10/29/2023



Club Health Assessment for District 3234D2 through March 2025

				Status		Membership								Reports				Finance		LCIF
Club Number	Club Name	Charter Date				Current Member Count	YTD Members Added	YTD Members Dropped	YTD Net Growth	YTD Net Growth%	Member Count 12 Months Ago	Avg. length of service for dropped members	Months Since Last MMR ***	Yrs. Since Last Officer Report	President Rotation	Vice President Reported ****	Months Since Last Activity Report ***	Account Balance	Donations for current Fiscal Year	
				Number of times on status quo within last two years	If below 15 members appears			If net loss is greater than 20% appears			If no report in 3 months appears in			When more than one year appears in	Number of repeat terms	Notes the officers that do not have an active	If no report at 12 months appears in red			
Current Total Clubs Count	YTD New Clubs Count	YTD Cancelled Clubs Count	YTD Net Club Gain	Current Total Members Count	YTD Add	YTD Drop	YTD Net Growth	YTD Net Growth %	Member Count 12 Months Ago	Average Member Count Per Club	% of Clubs with less than 20 members	% No MMR in 3 Months	% No Officer Report in 12 Months	% of Clubs with balance 90+ days	Number of Clubs in Status Quo	% Status Quo Clubs in Financial Suspension	Number of Cancelled Clubs	Average Cancelled Club Age	Members Lost Due to Cancellation	% of Clubs Cancelled for Non-Financial Reasons
112	2	13	-11	5,496	461	688	-227	-3.97%	6,323	49	15%	70%	2%	44%	0	0%	13	17	276	-23%

* - P - Priority Club. Cancellation Reasons: 1-Objectives/conduct, 2-Non-active club, 5-Non-existing club, 6-Disbanding, 7-Merger, 8-Financial Suspension, 9-District/Multiple District Dues.

** - Abbreviation: P-President, S-Secretary, T-Treasurer, M-Member Chairperson, VP-First Vice President, MC-Communications Chairperson, SC-Service Chairperson

*** - Abbreviation: N/R - Never reported using the Lions Clubs website, N/A - Not applicable, No password registered for the Lions Clubs website.

**** - Abbreviation: N - New, IP - Immediate Past, R - Repeat.



Club Health Assessment for District 3234H1 through March 2025

			Status	Membership							Reports					Finance		LCIF
Club Number	Club Name	Charter Date		Current Member Count	YTD Members Added	YTD Members Dropped	YTD Net Growth	YTD Net Growth%	Member Count 12 Months Ago	Avg. length of service for dropped members	Months Since Last MMR ***	Yrs. Since Last Officer Report	President Rotation	Vice President Reported ****	Months Since Last Activity Report ***	Account Balance	Donations for current Fiscal Year	
			Number of times on status quo within last two years	If below 15 members appears					If net loss is greater than 20% appears			If no report in 3 months appears in	When more than one year appears in	Number of repeat terms	Notes the officers that do not have an active	If no report at 12 months appears in red		
Clubs less than two years old																		
180264	Arvi Youth	01/14/2025	Newly Chartered	20	20	0	20	100.00%	0		0			N	M,SC	N/R		
178948	Butibori Vishwashanti	09/30/2024	Active	20	20	0	20	100.00%	0		0				M,VP,SC	2		
171308	Gondia Royal	05/06/2024	Active	68	6	1	5	7.94%	0	0	0				M,VP,SC	5		\$150.03
175002	Hinganghat Wardha	08/12/2024	Active	20	20	0	20	100.00%	0		7			N	M,SC	N/A		
178912	Khaparikheda Energy	09/30/2024	Active	20	20	0	20	100.00%	0		6				M,VP,SC	N/A	90+ Days	
155334	Maregaon	09/25/2023	Cancelled(8*)	0	0	20	-20	-100.00%	20	1	15	1	None		P,S,T,M,VP SC	N/R	90+ Days	
156311	Morshi City	09/30/2023	Cancelled(8*)	0	0	21	-21	-100.00%	21	2	18	1	None		P,S,T,M,VP SC	N/R	90+ Days	
181259	Morshi Zenith Nal Damayanti	03/26/2025	Newly Chartered	20	20	0	20	100.00%	0		0				M,VP,SC	N/R		
155566	Nagpur Achievers	09/28/2023	Active	9	1	9	-8	-47.06%	19	4	1		2	N		5		
158009	Nagpur Aspire	06/13/2024	Active	40	20	0	20	100.00%	0		1				T,M,VP,SC	N/R		
155408	Nagpur Harmony	09/28/2023	Active(1)	20	0	0	0	0.00%	20		18		2	N	M,VP,SC	N/R		
175288	Nagpur Jay Jaganath	08/19/2024	Active	25	25	0	25	100.00%	0		4			N	M,SC	5	90+ Days	
178633	Nagpur Mauli	09/19/2024	Active	20	20	0	20	100.00%	0		5				M,VP,SC	2		
153807	Nagpur Metro City	04/14/2023	Active(2)	16	4	2	2	14.29%	14	2	3			N	M	5	90+ Days	
174925	Nagpur Metro Region	07/29/2024	Active(1)	20	40	20	20	100.00%	0	0	1		2	R	M,SC	N/A	90+ Days	
155987	Nagpur Pearl	09/21/2023	Active	24	0	4	-4	-14.29%	28	3	0			N	M,SC	5		\$101.83
155332	Nagpur Sanskruti	08/22/2023	Active	24	5	0	5	26.32%	28		0			N		3		\$2,108.06
180346	Nagpur Swami Narayan Siddhant Institute of	03/13/2025	Newly Chartered	20	20	0	20	100.00%	0		0				M,VP,SC	N/A		
155144	Nagpur Unity	08/08/2023	Active	56	16	9	7	14.29%	48	1	0			N	M,SC	5		\$7,906.43
179321	Nagpur Vidyarthee	02/17/2025	Newly Chartered	20	20	0	20	100.00%	0		1			N	P,M,SC	N/R		
174904	Ralegaon Cotton City	07/31/2024	Active	20	20	0	20	100.00%	0		8			N	M,SC	N/R	90+ Days	
156470	Tirora Power City	01/29/2024	Active	18	0	2	-2	-10.00%	20	5	3		2		M,VP,SC	N/R	90+ Days	



Club Health Assessment for District 3234H1 through March 2025

			Status	Membership						Reports					Finance		LCIF
Club Number	Club Name	Charter Date		Current Member Count	YTD Members Added	YTD Members Dropped	YTD Net Growth	YTD Net Growth%	Member Count 12 Months Ago	Avg. length of service for dropped members	Months Since Last MMR ***	Yrs. Since Last Officer Report	President Rotation	Vice President Reported ****	Months Since Last Activity Report ***	Account Balance	Donations for current Fiscal Year
			Number of times on status quo within last two years	If below 15 members appears				If net loss is greater than 20% appears			If no report in 3 months appears in	When more than one year appears in	Number of repeat terms	Notes the officers that do not have an active	If no report at 12 months red		
174969	Wardha Social Stapals	08/08/2024	Active	20	20	0	20	100.00%	0		7			M,VP,SC	N/R	90+ Days	
176997	Yavatmal Executive	08/20/2024	Active	20	20	0	20	100.00%	0		7			N	5		
Clubs more than two years old																	
26348	ACHALPUR	11/09/1972	Active	56	0	3	-3	-5.08%	59	3	3			N	M,VP	3	
Exc Award (06/30/2016)																	
105213	AMARAVATI REAL	04/09/2009	Active	21	0	0	0	0.00%	24		9			M,VP,SC	0		
126096	Amravathi Premium	01/13/2016	Active	92	5	0	5	5.75%	89		5			T,M,VP,SC	5		\$101.83
Exc Award (06/30/2018, 06/30/2021, 06/30/2024)																	
26352	AMRAVATI	03/18/1958	Active	24	2	3	-1	-4.00%	31	8	2			N	SC	24+	
45744	AMRAVATI INDRAPURI	01/07/1986	Active	32	1	2	-1	-3.03%	30	1	0			N	SC	0	\$100.03
144298	Amravati New Amba Nagri	12/31/2020	Active(1)	13	0	20	-20	-60.61%	31	3	3			R	T,VP,SC	5	90+ Days
150769	Amravati New City	06/02/2022	Active(1)	16	18	22	-4	-20.00%	25	3	0		2		S,T,VP	4	\$197.66
Exc Award (06/30/2024)																	
130786	Amravati Premium Queens	04/27/2017	Active	12	0	4	-4	-25.00%	20	6	7				M,VP,SC	5	
Exc Award (06/30/2020, 06/30/2023)																	
144293	Amravati Pride	12/30/2020	Active	40	0	22	-22	-35.48%	84	3	3			R	T,SC	5	\$449.24
Exc Award (06/30/2024)																	
61915	AMRAVATI PRINCESS	05/10/1999	Cancelled(8*)	0	0	7	-7	-100.00%	7	13	3	1	None		P,S,T,M,VP SC	24+	90+ Days
67185	ARNI	01/21/2003	Active	26	0	0	0	0.00%	26		22		2		T,M,VP,SC	5	
109440	ARVI	09/30/2010	Active	42	0	0	0	0.00%	42		6			N	P,T,VP	5	\$2,000.60
137626	Arvi Sewa	03/05/2019	Active(1)	11	0	20	-20	-64.52%	31	5	0				S,T,M,VP,SC	20	90+ Days
Exc Award (06/30/2023)																	
38002	BHANDARA	01/28/1980	Active	150	2	1	1	0.67%	152	15	3			N	T,M,SC	2	\$29.95
Exc Award (06/30/2016, 06/30/2019, 06/30/2024)																	
60330	BHANDARA BRASS CITY	01/29/1998	Active	54	3	0	3	5.88%	57		3			N	VP	0	\$1,761.00
Exc Award (06/30/2016, 06/30/2018)																	
45228	BHANDARA CENTRAL	06/07/1985	Active(1)	56	2	1	1	1.82%	54	17	2			R	M,SC	2	\$29.95
Exc Award (06/30/2016, 06/30/2020)																	



Club Health Assessment for District 3234H1 through March 2025

			Status	Membership							Reports					Finance		LCIF
Club Number	Club Name	Charter Date		Current Member Count	YTD Members Added	YTD Members Dropped	YTD Net Growth	YTD Net Growth%	Member Count 12 Months Ago	Avg. length of service for dropped members	Months Since Last MMR ***	Yrs. Since Last Officer Report	President Rotation	Vice President Reported ****	Months Since Last Activity Report ***	Account Balance	Donations for current Fiscal Year	
			Number of times on status quo within last two years	If below 15 members appears				If net loss is greater than 20% appears			If no report in 3 months appears in	When more than one year appears in	Number of repeat terms	Notes the officers that do not have an active	If no report at 12 months red			
128331	Bhandara Green City	08/11/2016	Active(1)	27	1	3	-2	-6.90%	29	5	3			M,VP,SC	5		\$880.50	
63611	BRAHMAPURI	10/02/2000	Active	24	4	2	2	9.09%	19	5	0		2	N	0		\$805.10	
	Exc Award (06/30/2016, 06/30/2023)																	
51729	CHANDRAPUR	05/30/1991	Active(1)	21	0	0	0	0.00%	21		6			N	1			
123198	Chandrapur Audhyogik Nagari	09/25/2014	Active(1)	34	0	1	-1	-2.86%	35	6	4			R	17			
	Exc Award (06/30/2016, 06/30/2023)																	
60457	CHANDRAPUR MAHAKALI	03/03/1998	Active	39	0	0	0	0.00%	39		15			N	12			
	Exc Award (06/30/2019)																	
132885	Chandrapur Queens	11/21/2017	Active	20	2	2	0	0.00%	19	5	0		2	N	1			
	Exc Award (06/30/2019, 06/30/2023)																	
132635	Chandrapur Yugal	10/17/2017	Active(1)	36	0	0	0	0.00%	40		8			N	5		\$2,000.60	
	Exc Award (06/30/2019, 06/30/2023)																	
135240	Deori	06/18/2018	Active	8	0	0	0	0.00%	8		15		4	S,M,VP,SC	24+	90+ Days		
135198	Dhamangaon Daata	06/18/2018	Active	19	0	1	-1	-5.00%	20	7	3			N	5			
124097	Dhamangaon Elite	02/18/2015	Active	23	0	3	-3	-11.54%	34	11	6			N	5			
	Exc Award (06/30/2016, 06/30/2018)																	
55365	DHAMANGAON RAILWAY	03/04/1994	Active(1)	13	0	5	-5	-27.78%	18	2	4		2	R	5			
47337	DIGRAS	05/18/1987	Active	32	0	1	-1	-3.03%	33	17	5			N	5			
	Exc Award (06/30/2023)																	
62274	GADCHIROLI	07/22/1999	Active(1)	40	3	0	3	8.11%	40		0			N	0		\$50.01	
	Exc Award (06/30/2023)																	
133651	Gondia	02/23/2018	Active(1)	6	0	0	0	0.00%	6		21	1	None	P,S,T,M,VP SC	24+	90+ Days		
106285	GONDIA CIVIL	08/18/2009	Active	70	6	0	6	9.38%	69		5			N	7			
	Exc Award (06/30/2020, 06/30/2021, 06/30/2022)																	
151263	Gondia Main	06/16/2022	Active(1)	24	0	0	0	0.00%	24		10		4	M,VP,SC	17			
142334	Gondia Midtown	07/27/2020	Cancelled(8*)	0	0	21	-21	-100.00%	21	4	3		None	P,S,T,M,VP SC	24+	90+ Days		
59774	GONDIA RICE CITY	06/24/1997	Active	49	0	0	0	0.00%	50		9			N	14			
	Exc Award (06/30/2019, 06/30/2022)																	



Club Health Assessment for District 3234H1 through March 2025

			Status	Membership						Reports					Finance		LCIF
Club Number	Club Name	Charter Date		Current Member Count	YTD Members Added	YTD Members Dropped	YTD Net Growth	YTD Net Growth%	Member Count 12 Months Ago	Avg. length of service for dropped members	Months Since Last MMR ***	Yrs. Since Last Officer Report	President Rotation	Vice President Reported ****	Months Since Last Activity Report ***	Account Balance	Donations for current Fiscal Year
			Number of times on status quo within last two years	If below 15 members appears				If net loss is greater than 20% appears			If no report in 3 months appears in	When more than one year appears in	Number of repeat terms	Notes the officers that do not have an active	If no report at 12 months appears in red		
122939	Gondia Royale	08/14/2014	Active	15	0	0	0	0.00%	102		9		3	M,VP,SC	17		
	Exc Award (06/30/2018, 06/30/2019, 06/30/2020)																
124351	Gondia Royale Sanjeevani	03/27/2015	Cancelled(8*)	0	0	20	-20	-100.00%	22	7	8		None	P,S,T,M,VP SC	17	90+ Days	
	Exc Award (06/30/2019, 06/30/2020, 06/30/2021)																
48914	KAMPTEE CENTRAL	09/26/1988	Active	83	5	0	5	6.41%	87		0		N	VP	1		
	Exc Award (06/30/2016)																
143242	Kanhan	10/28/2020	Cancelled(8*)	0	0	16	-16	-100.00%	16	8	0	1	None	P,S,T,M,VP SC	24+	90+ Days	
26377	NAGPUR	10/27/1957	Active	70	10	1	9	14.75%	66	61	3		N	T	0		
	Exc Award (06/30/2016, 06/30/2020, 06/30/2021)																
121418	Nagpur Amaze	02/24/2014	Active	48	3	6	-3	-5.88%	51	4	2		N	SC	0		\$3,312.97
	Exc Award (06/30/2016, 06/30/2019, 06/30/2020)																
128860	Nagpur Apex	09/16/2016	Active	44	7	0	7	18.92%	37		3		N	T,M,SC	14		\$777.48
	Exc Award (06/30/2019, 06/30/2023)																
59191	NAGPUR AYURVED	03/03/1997	Active	72	0	0	0	0.00%	74		5		N		1		\$226.41
	Exc Award (06/30/2016, 06/30/2019, 06/30/2020)																
134935	Nagpur Centennial	06/19/2018	Cancelled(8*)	0	0	29	-29	-100.00%	29	3	3		None	P,S,T,M,VP SC	5	90+ Days	
42118	NAGPUR CENTRAL	12/27/1982	Active(1)	18	1	2	-1	-5.26%	25	4	0		N	M,SC	5	90+ Days	
	Exc Award (06/30/2016, 06/30/2018)																
64640	NAGPUR CIRCLE	08/16/2001	Active	56	8	0	8	16.67%	56		5		N		15		
	Exc Award (06/30/2019, 06/30/2020, 06/30/2021)																
60611	NAGPUR CITY	04/01/1998	Active	28	6	5	1	3.70%	29	7	3		N		2		\$2,007.78
	Exc Award (06/30/2020, 06/30/2021, 06/30/2022)																
120164	Nagpur Classic	08/16/2013	Active	27	3	0	3	12.50%	24		0		N	M,SC	5		\$201.26
	Exc Award (06/30/2016, 06/30/2020)																
122232	Nagpur Cosmos	05/16/2014	Active	38	9	7	2	5.56%	35	4	3		N		2		\$1,175.20
	Exc Award (06/30/2020, 06/30/2022, 06/30/2023)																
130696	Nagpur Emerald	05/09/2017	Active	13	0	9	-9	-40.91%	11	5	3		None	N	P	5	90+ Days
123185	Nagpur Fortune	09/29/2014	Active	7	0	6	-6	-46.15%	15	9	3		2	S,M,VP,SC	17	90+ Days	



Club Health Assessment for District 3234H1 through March 2025

Club Number	Club Name	Charter Date	Status	Membership							Reports					Finance	LCIF
				Current Member Count	YTD Members Added	YTD Members Dropped	YTD Net Growth	YTD Net Growth%	Member Count 12 Months Ago	Avg. length of service for members	Months Since Last MMR ***	Yrs. Since Last Officer Report	President Rotation	Vice President Reported ****	Months Since Last Activity Report ***	Account Balance	Donations for current Fiscal Year
			Number of times on status quo within last two years	If below 15 members appears				If net loss is greater than 20% appears			If no report in 3 months appears	When more than one year appears in	Number of repeat terms	Notes the officers that do not have an active	If no report at 12 months red		
52311	NAGPUR GONDWANA	12/18/1991	Active	28	0	6	-6	-17.65%	29	5	7			M,VP	0		\$1,360.55
57532	NAGPUR GREEN CITY	11/29/1995	Active	101	6	7	-1	-0.98%	105	5	1			N	0		\$4,312.06
	Exc Award (06/30/2016)																
151730	Nagpur Health City	07/11/2022	Active	25	2	0	2	8.70%	25		2			N	M,SC	3	
98876	NAGPUR HERITAGE	03/20/2007	Active	37	7	6	1	2.78%	37	2	0			N	M	1	\$1,802.93
	Exc Award (06/30/2021, 06/30/2024)																
64784	NAGPUR LEGEND	11/13/2001	Active	46	5	6	-1	-2.13%	69	4	3			N	SC	3	\$223.95
	Exc Award (06/30/2018, 06/30/2022, 06/30/2024)																
63638	NAGPUR MEDICOS	10/19/2000	Active	42	0	0	0	0.00%	42		10			N	P,S,T,M,VP SC	5	
	Exc Award (06/30/2019)																
60571	NAGPUR METROPOLITAN	03/25/1998	Active	13	0	0	0	0.00%	20		5		2		M,VP,SC	13	
	Exc Award (06/30/2016)																
47457	NAGPUR MIDC	06/01/1987	Active(1)	16	0	0	0	0.00%	16		13	1	None		P,S,T,M,VP SC	17	90+ Days
125640	Nagpur Noble	08/20/2015	Active	32	0	0	0	0.00%	34		0			R	M,SC	1	
	Exc Award (06/30/2018, 06/30/2019, 06/30/2020)																
50131	NAGPUR NORTH	01/22/1990	Active	86	18	10	8	10.26%	82	4	3				M,VP,SC	15	\$1,653.18
	Exc Award (06/30/2022)																
106352	NAGPUR ORANGE CITY	08/31/2009	Active	20	0	0	0	0.00%	29		5			N	P,M,VP	0	
122937	Nagpur Pariwar	09/03/2014	Active(1)	18	5	8	-3	-14.29%	23	5	3			N	T,M,SC	5	
135021	Nagpur Premium	06/18/2018	Active	27	0	0	0	0.00%	27		4			N		10	
90239	NAGPUR PRIDE	11/29/2005	Active	16	2	18	-16	-50.00%	42	8	0				M,VP,SC	5	90+ Days
	Exc Award (06/30/2023)																
63523	NAGPUR ROYAL	08/14/2000	Active(1)	46	0	0	0	0.00%	46		15				M,VP,SC	12	90+ Days
139281	Nagpur Samarpan	09/25/2019	Active(1)	25	0	7	-7	-21.88%	32	4	0			N	T,M	7	90+ Days
	Exc Award (06/30/2021)																\$503.14
141978	Nagpur Sawaj	07/06/2020	Active	21	1	1	0	0.00%	20	4	3				M,VP,SC	2	
	Exc Award (06/30/2021)																
142351	Nagpur Scholars	08/18/2020	Active	19	4	3	1	5.56%	21	4	1				M,VP,SC	0	\$5.99



Club Health Assessment for District 3234H1 through March 2025

			Status	Membership							Reports					Finance		LCIF
Club Number	Club Name	Charter Date		Current Member Count	YTD Members Added	YTD Members Dropped	YTD Net Growth	YTD Net Growth%	Member Count 12 Months Ago	Avg. length of service for dropped members	Months Since Last MMR ***	Yrs. Since Last Officer Report	President Rotation	Vice President Reported ****	Months Since Last Activity Report ***	Account Balance	Donations for current Fiscal Year	
			Number of times on status quo within last two years	If below 15 members appears					If net loss is greater than 20% appears		If no report in 3 months appears in	When more than one year appears in	Number of repeat terms	Notes the officers that do not have an active	If no report at 12 months appears in red			
143830	Nagpur Seva	12/17/2020	Active	26	2	0	2	8.33%	24		3			R M	1			
Exc Award (06/30/2022)																		
151299	Nagpur Seven Star	06/16/2022	Active(1)	32	4	0	4	14.29%	30		0		2	R	5	90+ Days		
147980	Nagpur Shakti	08/23/2021	Active	11	0	0	0	0.00%	17		9			N M,SC	5			
125718	Nagpur Smart City	09/09/2015	Active(1)	14	1	1	0	0.00%	16	13	4		2	N M	5			
Exc Award (06/30/2019, 06/30/2022)																		
153165	Nagpur Smart Vision	12/07/2022	Active	33	5	0	5	17.86%	29		0			M,VP,SC	1		\$1,912.54	
Exc Award (06/30/2023, 06/30/2024)																		
26378	NAGPUR SOUTH NAGPUR	04/09/1963	Active	69	7	0	7	11.29%	74		0			R	0		\$2,018.57	
Exc Award (06/30/2016, 06/30/2019, 06/30/20																		
122999	Nagpur Vision	08/26/2014	Active	32	3	1	2	6.67%	31	1	0			N	5		\$300.09	
Exc Award (06/30/2016, 06/30/2021, 06/30/20																		
135072	Nagpur Warud Centennial	06/20/2018	Cancelled(8*)	0	0	26	-26	-100.00%	26	5	3		None	P,S,T,M,VP SC	24+	90+ Days		
142203	Nagpur Zenith Star	07/20/2020	Cancelled(8*)	0	0	9	-9	-100.00%	9	7	5		None	P,S,T,M,VP SC	24+	90+ Days		
151434	Nagpur Zero Mile	06/20/2022	Active	21	7	11	-4	-16.00%	29	3	1			N S,M,SC	1			
150347	Nawegaon Bandh	03/29/2022	Active(2)	9	0	0	0	0.00%	9		20		None	P,S,T,M,VP SC	17	90+ Days		
122990	Pusad City	08/22/2014	Active(2)	15	0	0	0	0.00%	21		9			T,M,VP,SC	0			
Exc Award (06/30/2016)																		
141149	Saoner	03/09/2020	Active(1)	19	4	1	3	18.75%	16	3	8			R M,SC	11	90+ Days		
105005	TALEGAON DASHASAR	03/16/2009	Active	27	5	0	5	22.73%	23		0			N P,M,SC	5			
106951	TIRORA	12/01/2009	Active(1)	16	0	0	0	0.00%	19		9			N P,T,M,SC	24+	90+ Days		
Exc Award (06/30/2020)																		
26398	TUMSAR	02/25/1966	Active	76	0	2	-2	-2.56%	92	20	0			N M,VP	5			
Exc Award (06/30/2016, 06/30/2018, 06/30/20																		
135973	Tumsar Diamond	08/07/2018	Active	22	0	2	-2	-8.33%	27	2	0			T,M,VP,SC	2			
Exc Award (06/30/2023)																		
128213	Tumsar Golden	07/26/2016	Active(2)	34	0	6	-6	-15.00%	40	4	0			N VP	14			
Exc Award (06/30/2019, 06/30/2023)																		



Club Health Assessment for District 3234H1 through March 2025

			Status	Membership							Reports					Finance		LCIF
Club Number	Club Name	Charter Date		Current Member Count	YTD Members Added	YTD Members Dropped	YTD Net Growth	YTD Net Growth%	Member Count 12 Months Ago	Avg. length of service for dropped members	Months Since Last MMR ***	Yrs. Since Last Officer Report	President Rotation	Vice President Reported ****	Months Since Last Activity Report ***	Account Balance	Donations for current Fiscal Year	
			Number of times on status quo within last two years	If below 15 members appears				If net loss is greater than 20% appears			If no report in 3 months appears in	When more than one year appears in	Number of repeat terms	Notes the officers that do not have an active	If no report at 12 months appears in red			
125458	Tumsar Lalitam	07/22/2015	Active	21	0	0	0	0.00%	21		12		2	R	T,M,VP,SC	5	\$5,898.54	
31408	WANI	11/13/1975	Active	28	0	0	0	0.00%	28		11		2	R	S,T,M,VP,SC	0		
26402	WARDHA	01/10/1960	Active	113	12	0	12	11.88%	133		0			N	VP,SC	1		
Exc Award (06/30/2016, 06/30/2021, 06/30/20																		
98773	WARDHA GANDHI CITY	03/15/2007	Active(1)	10	14	29	-15	-60.00%	21	3	2		3		M,VP,SC	17		
133657	Wardha Heritage	02/16/2018	Active(2)	12	12	12	0	0.00%	15	18	1			N	T,M,VP,SC	17		
131949	Wardha Medicos	07/10/2017	Active	21	10	0	10	90.91%	12		5			N	M,SC	5		
145668	Wardha Rejuvenate	04/26/2021	Active	15	0	6	-6	-28.57%	21	3	0			N	P	N/A	90+ Days	
Exc Award (06/30/2022)																		
135910	Wardha Trust	07/18/2018	Active(1)	17	0	11	-11	-39.29%	28	3	3				S,T,M,VP,SC	8		
26404	YAVATMAL	12/05/1972	Active	47	5	1	4	9.30%	43	2	0			N		0		
Exc Award (06/30/2016, 06/30/2019, 06/30/20																		
123040	Yavatmal Cotton City	08/28/2014	Active(2)	13	2	0	2	18.18%	16		5		2	R	S,SC	24+	\$293.50	
140526	Yavatmal Pharma	12/23/2019	Active	47	0	0	0	0.00%	47		0		2		M,VP,SC	5		

Clubs Cancelled Previous Fiscal Year – Clubs Cancelled within last 12 months may be reinstated

Club Number	Club Name	Charter Date	Current Status*	Cancellation Date
142788	Nagpur Snehdhaga	10/01/2020	Cancelled(8*)	04/29/2024
153241	Tiwasa Star	02/07/2023	Cancelled(8*)	12/29/2023

Current Total Clubs Count	YTD New Clubs Count	YTD Cancelled Clubs Count	YTD Net Club Gain	Current Total Members Count	YTD Add	YTD Drop	YTD Net Growth	YTD Net Growth %	Member Count 12 Months Ago	Average Member Count Per Club	% of Clubs with less than 20 members	% No MMR in 3 Months	% No Officer Report in 12 Months	% of Clubs with balance 90+ days	Number of Clubs in Status Quo	% Status Quo Clubs in Financial Suspension	Number of Cancelled Clubs	Average Cancelled Club Age	Members Lost Due to Cancellation	% of Clubs Cancelled for Non-Financial Reasons
112	13	9	4	3,607	581	523	58	1.63%	3,800	32	28%	59%	2%	21%	0	0%	9	8	169	-22%



Club Health Assessment for District 3234H1 through March 2025

			Status	Membership							Reports					Finance	LCIF
Club Number	Club Name	Charter Date		Current Member Count	YTD Members Added	YTD Members Dropped	YTD Net Growth	YTD Net Growth%	Member Count 12 Months Ago	Avg. length of service for dropped members	Months Since Last MMR ***	Yrs. Since Last Officer Report	President Rotation	Vice President Reported ****	Months Since Last Activity Report ***	Account Balance	Donations for current Fiscal Year
			Number of times on status quo within last two years	If below 15 members appears				If net loss is greater than 20% appears			If no report in 3 months appears in	When more than one year appears in	Number of repeat terms	Notes the officers that do not have an active	If no report at 12 months appears in red		

* - P - Priority Club. Cancellation Reasons: 1-Objectives/conduct, 2-Non-active club, 5-Non-existing club, 6-Disbanding, 7-Merger, 8-Financial Suspension, 9-District/Multiple District Dues.
** - Abbreviation: P-President, S-Secretary, T-Treasurer, M-Member Chairperson, VP-First Vice President, MC-Communications Chairperson, SC-Service Chairperson
*** - Abbreviation: N/R - Never reported using the Lions Clubs website, N/A - Not applicable, No password registered for the Lions Clubs website.
**** - Abbreviation: N - New, IP - Immediate Past, R - Repeat.




Club Health Assessment for District 3234H2 through March 2025

			Status	Membership							Reports					Finance	LCIF
Club Number	Club Name	Charter Date		Current Member Count	YTD Members Added	YTD Members Dropped	YTD Net Growth	YTD Net Growth%	Member Count 12 Months Ago	Avg. length of service for dropped members	Months Since Last MMR ***	Yrs. Since Last Officer Report	President Rotation	Vice President Reported ****	Months Since Last Activity Report ***	Account Balance	Donations for current Fiscal Year
			Number of times on status quo within last two years	If below 15 members appears				If net loss is greater than 20% appears			If no report in 3 months appears in	When more than one year appears in	Number of repeat terms	Notes the officers that do not have an active	If no report at 12 months red		
Clubs less than two years old																	
156259	Akkalkuwa Taloda	09/30/2023	Cancelled(8*)	0	0	20	-20	-100.00%	20	1	18	1	None	P,S,T,M,VP SC	8	90+ Days	
177600	Akola Gold	09/30/2024	Active	21	21	0	21	100.00%	0		0			N	T,M,SC	2	
177495	Akola Gold Youngster	08/26/2024	Active	21	21	0	21	100.00%	0		7				M,VP,SC	8	
176523	Akola Rajputana	08/14/2024	Active	21	21	0	21	100.00%	0		7				M,VP,SC	8	
173310	Amalner Mangal	09/30/2024	Active	20	20	0	20	100.00%	0		6			N	M,SC	0	
181456	Ambejogai Yogeshwari	03/31/2025	Newly Chartered	20	20	0	20	100.00%	0		0			N		N/A	
155914	Aurangabad Chartered	09/22/2023	Cancelled(8*)	0	0	48	-48	-100.00%	48	1	18	1	None	P,S,T,M,VP SC	8	90+ Days	
155782	Aurangabad Healers	09/28/2023	Cancelled(8*)	0	0	21	-21	-100.00%	21	1	6		None	P,S,T,M,VP SC	8	90+ Days	
155767	Aurangabad Legends	09/05/2023	Active(1)	24	0	0	0	0.00%	24		9		2		S,T,M,VP,SC	8	90+ Days
156345	Aurangabad Nexgen	10/05/2023	Active(1)	32	0	0	0	0.00%	32		17		2		M,VP,SC	8	
155897	Aurangabad Titans	09/07/2023	Active(1)	36	0	60	-60	-62.50%	96	1	4			N	M,SC	8	
156313	Balapur	09/30/2023	Active(1)	20	20	20	0	0.00%	20	1	0		2		M,VP,SC	8	
157770	Basmat Classic	05/16/2024	Active	20	0	0	0	0.00%	0		11		None	P,S,T,M,VP SC	8		
178978	Basmath Pride	10/03/2024	Active	21	21	0	21	100.00%	0		0				M,VP,SC	2	
157407	Chhatrapati Sambhajinagar Achiever	02/15/2024	Active	20	0	0	0	0.00%	20		9		2		M,VP,SC	8	90+ Days
171480	Chhatrapati Sambhajinagar Auric City	06/17/2024	Active	20	0	0	0	0.00%	0		9		2		M,VP,SC	8	90+ Days
157063	Chhatrapati Sambhajinagar Classic The One	01/31/2024	Active(1)	21	0	3	-3	-12.50%	20	1	4		2		M,VP,SC	0	
157036	Chhatrapati Sambhajinagar Elite	12/30/2023	Active	20	0	0	0	0.00%	20		15		2	R	S,M,VP,SC	8	
157093	Chhatrapati Sambhajinagar Lotus	01/04/2024	Active	22	0	0	0	0.00%	22		14		None	P,S,T,M,VP SC	8	90+ Days	
157545	Chhatrapati Sambhajinagar Phoenix	03/05/2024	Active	20	0	0	0	0.00%	20		9		2		M,VP,SC	8	90+ Days
157111	Chhatrapati Sambhajinagar Sunshine	01/31/2024	Active	21	0	0	0	0.00%	21		14		2		M,VP,SC	8	90+ Days



Club Health Assessment for District 3234H2 through March 2025

			Status	Membership							Reports					Finance		LCIF
Club Number	Club Name	Charter Date		Current Member Count	YTD Members Added	YTD Members Dropped	YTD Net Growth	YTD Net Growth%	Member Count 12 Months Ago	Avg. length of service for dropped members	Months Since Last MMR ***	Yrs. Since Last Officer Report	President Rotation	Vice President Reported ****	Months Since Last Activity Report ***	Account Balance	Donations for current Fiscal Year	
			Number of times on status quo within last two years	If below 15 members appears				If net loss is greater than 20% appears			If no report in 3 months appears in	When more than one year appears in	Number of repeat terms	Notes the officers that do not have an active	If no report at 12 months appears in red			
157112	Chhatrapati Sambhajinagar Suraj	02/08/2024	Active	21	0	0	0	0.00%	21		9		2	M,VP,SC	8	90+ Days	\$2,012.58	
155931	Jalgaon Jamod Satpuda	09/21/2023	Cancelled(8*)	0	0	22	-22	-100.00%	20	1	9		None	P,S,T,M,VP SC	8	90+ Days		
178954	Jalgaon Sevarthi	09/30/2024	Active	21	21	0	21	100.00%	0		6			M,VP,SC	1	90+ Days		
154762	Jalna Prince	06/12/2023	Cancelled(8*)	0	0	0	0	0.00%	20		9	1	None	P,S,T,M,VP SC	N/A	90+ Days		
154886	Jalna Sanskruti	06/21/2023	Cancelled(6*)	0	0	0	0	0.00%	8		9	1	None	P,S,T,M,VP SC	14	90+ Days		
178265	Khamgaon Jai Gajanan	02/27/2025	Newly Chartered	22	22	0	22	100.00%	0		1			M,VP,SC	1			
157365	Khamgaon Sanskruti Legend	02/15/2024	Active	20	0	0	0	0.00%	20		13		None	P,S,T,M,VP SC	8	90+ Days		
157094	Latur Helping Hands	01/03/2024	Active	25	5	0	5	25.00%	20		2		2	R		0		
172303	Latur Legends	06/20/2024	Active	20	0	0	0	0.00%	0		7		None	P,S,T,M,VP SC	8	90+ Days		
178962	Latur MIDC	10/03/2024	Active	20	20	0	20	100.00%	0		5			N	2			
157216	Latur We Care	01/22/2024	Active(1)	20	20	20	0	0.00%	20	1	1		3	M,VP,SC	8			
156233	Lonar Gold	09/29/2023	Active(1)	20	0	0	0	0.00%	20		15		2	N	M	5		
178857	Mehkar Royal	09/26/2024	Active	20	20	0	20	100.00%	0		1			N		2	90+ Days	
156211	Mehkar Sharangdhar	09/28/2023	Active	22	2	0	2	10.00%	20		3		2	R	M	2	90+ Days	
156262	Murtizapur Gold	09/29/2023	Active(1)	20	0	0	0	0.00%	20		0		None	P,S,T,M,VP SC	2			
178938	Nandurbar PG Pharmacy Campus	09/30/2024	Active	20	20	0	20	100.00%	0		6			M,VP,SC	0	90+ Days		
157828	Pimpalner	06/13/2024	Active	20	0	0	0	0.00%	0		9		None	P,S,T,M,VP SC	8	90+ Days		
154895	Purna Cross Line	06/26/2023	Cancelled(8*)	0	0	20	-20	-100.00%	20	2	2	1	None	P,S,T,M,VP SC	8	90+ Days		
155739	Risod Gold Legend	09/20/2023	Active(1)	20	20	20	0	0.00%	20	1	0		3	M,VP,SC	8			
179855	Selu	01/24/2025	Newly Chartered	24	24	0	24	100.00%	0		2			N		1		
156013	Shirpur Gold	09/26/2023	Active	40	0	0	0	0.00%	40		7			M,VP,SC	6			
157459	Udgir Matrubhoomi	03/18/2024	Cancelled(8*)	0	0	24	-24	-100.00%	24	1	9		None	P,S,T,M,VP SC	8	90+ Days		
Clubs more than two years old																		
26351	AKOLA	01/15/1961	Active	29	3	0	3	11.54%	26		0			N	M,SC	8		



Club Health Assessment for District 3234H2 through March 2025

Club Number	Club Name	Charter Date	Status	Membership							Reports					Finance	LCIF
				Current Member Count	YTD Members Added	YTD Members Dropped	YTD Net Growth	YTD Net Growth%	Member Count 12 Months Ago	Avg. length of service for dropped members	Months Since Last MMR ***	Yrs. Since Last Officer Report	President Rotation	Vice President Reported ****	Months Since Last Activity Report ***	Account Balance	Donations for current Fiscal Year
			Number of times on status quo within last two years	If below 15 members appears				If net loss is greater than 20% appears			If no report in 3 months appears in	When more than one year appears in	Number of repeat terms	Notes the officers that do not have an active	If no report at 12 months appears in red		
Exc Award (06/30/2024)																	
61414	AKOLA COTTON CITY	01/04/1999	Active	54	27	1	26	92.86%	26	1	0			N T	1		\$1,011.30
Exc Award (06/30/2024)																	
123411	Akola Elite	10/21/2014	Active	35	0	0	0	0.00%	33		9			N S,M	8		
Exc Award (06/30/2024)																	
148355	Akola Harmony	09/27/2021	Active	20	0	0	0	0.00%	20		9			R M,VP,SC	0		
Exc Award (06/30/2023)																	
57764	AKOLA MID TOWN	01/22/1996	Active	23	0	8	-8	-25.81%	30	1	2			T,M,VP	5		
Exc Award (06/30/2021, 06/30/2023)																	
151800	Akola Midtown Femina	07/29/2022	Active(1)	21	0	0	0	0.00%	21		9			N S,T,M,VP,SC	7		
152472	Akola Midtown Gold	08/30/2022	Active	116	28	0	28	31.82%	88		0		2	N S,VP,SC	0		\$2,000.60
Exc Award (06/30/2024)																	
151802	Akola Sapphire	07/29/2022	Active	28	5	0	5	21.74%	32		0			N T,M,SC	1		\$1,000.30
26353	AMALNER	11/02/1969	Active	78	1	1	0	0.00%	80	0	2			N T,SC	7		\$2,000.60
Exc Award (06/30/2016, 06/30/2017, 06/30/2020)																	
152566	Ambad	10/04/2022	Cancelled(8*)	0	0	20	-20	-100.00%	20	2	3	1	None	P,S,T,M,VP SC M	2	90+ Days	
26355	AURANGABAD	10/25/1966	Active	65	4	4	0	0.00%	65	3	3			N	2		
Exc Award (06/30/2016, 06/30/2022, 06/30/2020)																	
104023	AURANGABAD ANGELS	12/01/2008	Active	51	5	0	5	10.87%	50		4			S,M,VP,SC	1		
Exc Award (06/30/2017, 06/30/2024)																	
54343	AURANGABAD CENTRAL	04/14/1993	Active	107	8	6	2	1.90%	91	5	2			N	0		\$3,000.90
Exc Award (06/30/2017, 06/30/2024)																	
30938	AURANGABAD CHIKALTHANA	06/11/1975	Active	107	1	0	1	0.94%	121		0			N M,SC	7		
Exc Award (06/30/2016, 06/30/2017, 06/30/2020)																	
52939	AURANGABAD CIDCO	04/14/1992	Active	25	0	0	0	0.00%	33		9			N M	8		
Exc Award (06/30/2021, 06/30/2024)																	
102463	AURANGABAD CITY	06/18/2008	Active	59	3	1	2	3.51%	57	1	7			N M,SC	4		
Exc Award (06/30/2017, 06/30/2021, 06/30/2020)																	



Club Health Assessment for District 3234H2 through March 2025

			Status	Membership						Reports					Finance	LCIF	
Club Number	Club Name	Charter Date		Current Member Count	YTD Members Added	YTD Members Dropped	YTD Net Growth	YTD Net Growth%	Member Count 12 Months Ago	Avg. length of service for dropped members	Months Since Last MMR ***	Yrs. Since Last Officer Report	President Rotation	Vice President Reported ****	Months Since Last Activity Report ***	Account Balance	Donations for current Fiscal Year
			Number of times on status quo within last two years	If below 15 members appears				If net loss is greater than 20% appears			If no report in 3 months appears in	When more than one year appears in	Number of repeat terms	Notes the officers that do not have an active	If no report at 12 months appears in red		
62783	AURANGABAD CLASSIC	02/09/2000	Active	65	2	0	2	3.17%	66		0			M,VP,SC	0		
	Exc Award (06/30/2019, 06/30/2021, 06/30/2024)																
104056	AURANGABAD DECCAN	12/03/2008	Active	25	3	0	3	13.64%	20		3			M,VP,SC	7		\$1,000.30
	Exc Award (06/30/2017, 06/30/2024)																
106490	AURANGABAD GEMINI	08/31/2009	Active	26	1	8	-7	-21.21%	33	2	0		N	VP	4		
	Exc Award (06/30/2024)																
103895	AURANGABAD GOLD	11/03/2008	Active	32	0	0	0	0.00%	30		10			P,M,VP,SC	5		
	Exc Award (06/30/2024)																
117985	AURANGABAD ICONS	10/10/2012	Active	78	0	6	-6	-7.14%	83	6	3			M,VP,SC	5		
	Exc Award (06/30/2018, 06/30/2021, 06/30/2024)																
62089	AURANGABAD METRO	06/14/1999	Active	26	0	0	0	0.00%	38		7			T,M,VP,SC	8		
50130	AURANGABAD MID TOWN	01/23/1990	Active	147	4	0	4	2.80%	144		6			S,M,VP,SC	1		\$2,893.08
	Exc Award (06/30/2017, 06/30/2021, 06/30/2024)																
133502	Aurangabad Midtown Nx	01/15/2018	Active	90	9	0	9	11.11%	80		3			M,VP,SC	8		\$1,006.29
	Exc Award (06/30/2021, 06/30/2024)																
149700	Aurangabad Revival	02/01/2022	Active	20	10	10	0	0.00%	20	2	2		4	M,VP,SC	7	90+ Days	
102464	AURANGABAD ROYAL	06/18/2008	Active	46	5	0	5	12.20%	43		5			N	M,VP,SC	0	
	Exc Award (06/30/2016, 06/30/2024)																
51648	AURANGABAD WALUJ	05/01/1991	Active	45	0	0	0	0.00%	47		7			N	P,M,SC	8	\$3,054.80
	Exc Award (06/30/2024)																
26358	BHUSAWAL	11/26/1973	Active	49	1	0	1	2.08%	50		2			VP	0		
	Exc Award (06/30/2016, 06/30/2017, 06/30/2024)																
26360	DHULIA	03/07/1961	Active	42	5	0	5	13.51%	37		3			T,M,VP,SC	0		\$1,000.30
	Exc Award (06/30/2017, 06/30/2018, 06/30/2024)																
100369	DONDAICHA	10/11/2007	Active	32	1	2	-1	-3.03%	33	9	2			P,M,VP,SC	4		
	Exc Award (06/30/2016, 06/30/2018, 06/30/2024)																
131948	Dondaicha Shatabdi	07/10/2017	Active	36	5	0	5	16.13%	32		2			N	M,SC	8	
	Exc Award (06/30/2018, 06/30/2024)																
150752	Gangakhed Goldcity	05/24/2022	Active	20	4	5	-1	-4.76%	20	2	0			N	P,M,VP,SC	6	




Club Health Assessment for District 3234H2 through March 2025

			Status	Membership							Reports					Finance		LCIF
Club Number	Club Name	Charter Date		Current Member Count	YTD Members Added	YTD Members Dropped	YTD Net Growth	YTD Net Growth%	Member Count 12 Months Ago	Avg. length of service for dropped members	Months Since Last MMR ***	Yrs. Since Last Officer Report	President Rotation	Vice President Reported ****	Months Since Last Activity Report ***	Account Balance	Donations for current Fiscal Year	
			Number of times on status quo within last two years	If below 15 members appears				If net loss is greater than 20% appears			If no report in 3 months appears in	When more than one year appears in	Number of repeat terms	Notes the officers that do not have an active	If no report at 12 months appears in red			
59261	GANGAKHED TOWN	03/18/1997	Active	25	3	2	1	4.17%	26	5	0			N	S,T,M,VP,SC	0		
26364	JALGAON	01/15/1967	Active	50	6	0	6	13.64%	44		2			N	T,SC	5	\$4,037.14	
	Exc Award (06/30/2017, 06/30/2018, 06/30/20																	
51856	JALGAON CENTRAL	06/25/1991	Active	82	4	0	4	5.13%	84		0			N	T	4	\$6,678.65	
	Exc Award (06/30/2016, 06/30/2018, 06/30/20																	
118181	JALGAON GOLD CITY	10/29/2012	Active	29	3	0	3	11.54%	26		5			N	M,SC	0	\$3,012.88	
	Exc Award (06/30/2016, 06/30/2017, 06/30/20																	
26365	JALNA	01/08/1967	Active	160	14	47	-33	-17.10%	193	5	6			N		0	\$946.39	
	Exc Award (06/30/2016, 06/30/2018, 06/30/20																	
148454	Jalna City	09/30/2021	Cancelled(6*)	0	0	0	0	0.00%	10		9	1	None		P,S,T,M,VP SC	2	90+ Days	
128758	Jalna Diamond	08/31/2016	Active(1)	38	2	1	1	2.70%	24	1	6		2		M,VP,SC	8		
	Exc Award (06/30/2024)																	
111445	JALNA GOLD	06/21/2011	Active	20	0	0	0	0.00%	9		3			N	T,M,SC	2		
128634	Jalna Maharaja	08/31/2016	Cancelled(6*)	0	0	0	0	0.00%	15		9	1	None		P,S,T,M,VP SC	19	90+ Days	
136090	Jalna Marvel	09/12/2018	Cancelled(6*)	0	0	0	0	0.00%	9		9	1	None		P,S,T,M,VP SC	14	90+ Days	
60787	JALNA MERCHANTS CITY	05/18/1998	Active	36	1	0	1	2.86%	35		2			N	T	1		
	Exc Award (06/30/2024)																	
144129	Jalna Ojasvi	12/22/2020	Cancelled(6*)	0	0	0	0	0.00%	12		9	1	None		P,S,T,M,VP SC	13	90+ Days	
128858	Jalna President	09/14/2016	Cancelled(6*)	0	0	0	0	0.00%	20		9	1	None		P,S,T,M,VP SC	13	90+ Days	
109300	JALNA PRIDE	09/23/2010	Cancelled(6*)	0	0	0	0	0.00%	13		3		None		P,S,T,M,VP SC	13	90+ Days	
132800	Jalna Rapid	12/21/2017	Active	20	6	1	5	33.33%	19	4	0			N	T,M,VP,SC	2		
108980	JALNA ROYALS	07/28/2010	Active	26	0	3	-3	-10.34%	9	5	4			N	M,SC	8		
109151	JALNA STEEL	09/01/2010	Cancelled(6*)	0	0	0	0	0.00%	10		9	1	None		P,S,T,M,VP SC	14	90+ Days	
144278	Jalna Unnati	12/24/2020	Cancelled(6*)	0	0	0	0	0.00%	14		9	1	None		P,S,T,M,VP SC	13	90+ Days	
32766	KHAMGAON	09/15/1976	Active	106	2	0	2	1.92%	105		3			R	M,SC	0	\$1,888.88	
	Exc Award (06/30/2017, 06/30/2018, 06/30/20																	
142407	Khamgaon Sanskruti	08/24/2020	Active	108	7	1	6	5.88%	106	4	6			N	M,SC	0		



Club Health Assessment for District 3234H2 through March 2025

			Status	Membership						Reports					Finance		LCIF
Club Number	Club Name	Charter Date		Current Member Count	YTD Members Added	YTD Members Dropped	YTD Net Growth	YTD Net Growth%	Member Count 12 Months Ago	Avg. length of service for dropped members	Months Since Last MMR ***	Yrs. Since Last Officer Report	President Rotation	Vice President Reported ****	Months Since Last Activity Report ***	Account Balance	Donations for current Fiscal Year
			Number of times on status quo within last two years	If below 15 members appears				If net loss is greater than 20% appears			If no report in 3 months appears in	When more than one year appears in	Number of repeat terms	Notes the officers that do not have an active	If no report at 12 months red		
Exc Award (06/30/2021, 06/30/2022, 06/30/2023)			Active	21	0	0	0	0.00%	21		3			M,VP,SC	8	90+ Days	
89053	KHAMGAON SILVER CITY	08/05/2005															
Exc Award (06/30/2017, 06/30/2021)			Active	24	0	0	0	0.00%	27		0			N T,M	1		\$1,000.30
26373	LATUR	06/08/1973															
Exc Award (06/30/2024)			Active(1)	31	0	0	0	0.00%	30		9			R	2		
62784	LATUR CITY	02/09/2000															
Exc Award (06/30/2017)			Active	53	3	0	3	6.00%	50		0			R	2		\$2,000.60
60953	LATUR MID TOWN	06/26/1998															
Exc Award (06/30/2017)			Active	20	0	0	0	0.00%	20		0		3	S,T,M,VP,SC	8		
152329	Malegaon Next	08/29/2022															
Exc Award (06/30/2017, 06/30/2021, 06/30/2023)			Active	105	9	0	9	9.38%	100		1			N T,SC	0		
26379	NANDED	10/02/1965															
Exc Award (06/30/2017, 06/30/2021, 06/30/2023)			Active	24	3	0	3	14.29%	26		1			N M,SC	0		
132363	Nanded Angels	11/06/2017															
Exc Award (06/30/2020, 06/30/2021)			Active(1)	25	0	1	-1	-3.85%	25	9	3			T,M,VP,SC	0		
136306	Nanded Central	09/27/2018															
Exc Award (06/30/2017, 06/30/2021, 06/30/2023)			Active	147	1	2	-1	-0.68%	168	11	0			N M	0		\$3,006.59
51395	NANDED MID-TOWN	03/06/1991															
Exc Award (06/30/2017, 06/30/2021, 06/30/2023)			Active	57	7	0	7	14.00%	54		0			T,M,VP,SC	2		
120362	Nanded Pride	09/18/2013															
Exc Award (06/30/2017, 06/30/2021)			Active(1)	24	0	0	0	0.00%	25		9		2	N S,T,VP,SC	8		
126634	Nanded Safire	02/17/2016															
Exc Award (06/30/2017, 06/30/2021)			Active(1)	28	0	0	0	0.00%	27		9			N T,M,SC	0		
78745	NANDURA	04/09/2004															
Exc Award (06/30/2024)			Active	43	0	0	0	0.00%	61		7			N T,M,VP,SC	3		
115149	NANDURA DNYANGANGA	09/22/2011															
Exc Award (06/30/2017, 06/30/2019, 06/30/2023)			Active	100	4	0	4	4.17%	102		0			N M,VP	0		
49928	NANDURBAR	10/30/1989															
Exc Award (06/30/2017, 06/30/2022)			Active	40	3	2	1	2.56%	43	3	3			N	0		
125785	Nandurbar Femina	10/13/2015															
Exc Award (06/30/2018, 06/30/2022, 06/30/2023)			Active	70	11	10	1	1.45%	67	14	0			N M,SC	1		
26382	PARBHANI	06/30/1969															
Exc Award (06/30/2016, 06/30/2017, 06/30/2023)																	



Club Health Assessment for District 3234H2 through March 2025

			Status	Membership							Reports					Finance		LCIF
Club Number	Club Name	Charter Date		Current Member Count	YTD Members Added	YTD Members Dropped	YTD Net Growth	YTD Net Growth%	Member Count 12 Months Ago	Avg. length of service for dropped members	Months Since Last MMR ***	Yrs. Since Last Officer Report	President Rotation	Vice President Reported ****	Months Since Last Activity Report ***	Account Balance	Donations for current Fiscal Year	
			Number of times on status quo within last two years	If below 15 members appears				If net loss is greater than 20% appears			If no report in 3 months appears in	When more than one year appears in	Number of repeat terms	Notes the officers that do not have an active	If no report at 12 months appears in red			
150765	Parbhani Men	05/30/2022	Active	29	3	0	3	11.54%	26		2			N	T,SC	0	\$1,000.30	
99015	PARBHANI PRINCE	04/03/2007	Active(1)	29	0	2	-2	-6.45%	31	5	2				M,VP,SC	2		
149911	Parbhani Rising Women	04/20/2022	Active(2)	23	6	1	5	27.78%	17	0	5			N	M,SC	5		
127770	Partur	06/09/2016	Active	90	11	15	-4	-4.26%	94	4	0			N	S,T,VP,SC	0		
Exc Award (06/30/2017, 06/30/2021, 06/30/2024)																		
63075	RISOD MID TOWN	04/13/2000	Active(3)	21	0	10	-10	-32.26%	31	3	2			N	VP,SC	2		
139348	Shahada Satpuda	09/24/2019	Active(1)	18	6	0	6	50.00%	12		2			N	VP,SC	8		
152542	Telhara Midtown	08/30/2022	Active(1)	20	23	23	0	0.00%	20	2	0				T,M,VP,SC	8		
48136	UDGIR	02/08/1988	Active	25	0	0	0	0.00%	31		9			N	S,T,SC	8		
Exc Award (06/30/2024)																		
151049	Udgir Umang	06/22/2022	Active(1)	20	4	0	4	25.00%	22		0			N	M,SC	0		
32303	WASHIM	05/19/1976	Active(2)	44	0	0	0	0.00%	44		18				P,M,VP,SC	8		
Exc Award (06/30/2016, 06/30/2017, 06/30/2020)																		
97438	WASHIM MIDTOWN	06/29/2006	Active	20	2	0	2	11.11%	19		3			N	VP,SC	8		
Exc Award (06/30/2018)																		

Clubs Cancelled Previous Fiscal Year – Clubs Cancelled within last 12 months may be reinstated

Club Number	Club Name	Charter Date	Current Status*	Cancellation Date
136278	Aurangabad Unnati	10/23/2018	Cancelled(8*)	12/29/2023
148542	Jalna Pragati	10/18/2021	Cancelled(6*)	08/29/2023
148543	Jalna Samruddhi	10/18/2021	Cancelled(6*)	08/29/2023
154634	Jalna Sunrisers	06/05/2023	Cancelled(8*)	06/29/2024
106600	LATUR CENTRAL	09/11/2009	Cancelled(8*)	12/29/2023
118180	LATUR HEALTH CARE CAMPUS	10/29/2012	Cancelled(8*)	12/29/2023
150555	Nanded Angel Daughters	06/14/2022	Cancelled(8*)	10/29/2023
144333	Nanded Annapurna	12/23/2020	Cancelled(8*)	12/29/2023
132685	Nanded Cygnet	10/24/2017	Cancelled(8*)	08/29/2023



Club Health Assessment for District 3234H2 through March 2025

INTERNATIONAL

Club Number	Club Name	Charter Date	Status	Membership								Reports				Finance		LCIF		
				Current Member Count	YTD Members Added	YTD Members Dropped	YTD Net Growth	YTD Net Growth%	Member Count 12 Months Ago	Avg. length of service for dropped members	Months Since Last MMR ***	Yrs. Since Last Officer Report	President Rotation	Vice President Reported ****	Months Since Last Activity Report ***	Account Balance	Donations for current Fiscal Year			
			Number of times on status quo within last two years	If below 15 members appears				If net loss is greater than 20% appears			If no report in 3 months appears in	When more than one year appears in	Number of repeat terms		Notes the officers that do not have an active	If no report at 12 months appears in red				
150556	Nanded Drishti	06/14/2022	Cancelled(8*)	12/29/2023																
150543	Nanded Environment	04/18/2022	Cancelled(8*)	12/29/2023																
151078	Nanded Matrutva	06/14/2022	Cancelled(8*)	12/29/2023																
Current Total Clubs Count	YTD New Clubs Count	YTD Cancelled Clubs Count	YTD Net Club Gain	Current Total Members Count	YTD Add	YTD Drop	YTD Net Growth	YTD Net Growth %	Member Count 12 Months Ago	Average Member Count Per Club	% of Clubs with less than 20 members	% No MMR in 3 Months	% No Officer Report in 12 Months	% of Clubs with balance 90+ days	Number of Clubs in Status Quo	% Status Quo Clubs in Financial Suspension	Number of Cancelled Clubs	Average Cancelled Club Age	Members Lost Due to Cancellation	% of Clubs Cancelled for Non-Financial Reasons
105	12	17	-5	4,223	597	471	126	3.08%	4,222	40	1%	55%	0%	15%	0	0%	17	7	175	-6%

* - P - Priority Club. Cancellation Reasons: 1-Objectives/conduct, 2-Non-active club, 5-Non-existing club, 6-Disbanding, 7-Merger, 8-Financial Suspension, 9-District/Multiple District Dues.

** - Abbreviation: P-President, S-Secretary, T-Treasurer, M-Member Chairperson, VP-First Vice President, MC-Communications Chairperson, SC-Service Chairperson

*** - Abbreviation: N/R - Never reported using the Lions Clubs website, N/A - Not applicable, No password registered for the Lions Clubs website.

**** - Abbreviation: N - New, IP - Immediate Past, R - Repeat.



Club Health Assessment for District 324 A through March 2025

			Status	Membership						Reports					Finance		LCIF	
Club Number	Club Name	Charter Date		Current Member Count	YTD Members Added	YTD Members Dropped	YTD Net Growth	YTD Net Growth%	Member Count 12 Months Ago	Avg. length of service for dropped members	Months Since Last MMR ***	Yrs. Since Last Officer Report	President Rotation	Vice President Reported ****	Months Since Last Activity Report ***	Account Balance	Donations for current Fiscal Year	
			Number of times on status quo within last two years	If below 15 members appears					If net loss is greater than 20% appears		If no report in 3 months appears in	When more than one year appears in	Number of repeat terms		Notes the officers that do not have appears in an active	If no report at 12 months red		
Clubs less than two years old																		
181116	Aruppukottai Royal	02/27/2025	Newly Chartered	24	24	0	24	100.00%	0		0				M,VP,SC	0		
154662	Devipattinam Passion	06/12/2023	Cancelled(8*)	0	0	64	-64	-100.00%	23	0	3		None		P,S,T,M,VP SC	12	90+ Days	
180627	Kariapatti Jasmine	01/31/2025	Newly Chartered	26	27	1	26	100.00%	0	0	1			N		0		
172381	KARIAPATTI PERFECT	06/26/2024	Active	25	12	7	5	25.00%	0	1	1		2		M,VP,SC	5		
154249	Kariapatti Sethu Elite Passion	04/24/2023	Cancelled(8*)	0	0	25	-25	-100.00%	25	2	3	1	None		P,S,T,M,VP SC	N/R	90+ Days	
178610	Karivalamvanthanallur	09/13/2024	Active	20	20	0	20	100.00%	0		6				T,M,VP,SC	N/A		
171568	Karungal Kings	05/10/2024	Active(1)	19	1	12	-11	-36.67%	0	0	3		2		M,VP,SC	N/R	90+ Days	
154335	Karungal Passion	05/08/2023	Active	16	0	2	-2	-11.11%	21	2	3			N	S,VP	N/R		
180820	KORAMPALLAM	02/11/2025	Newly Chartered	21	21	0	21	100.00%	0		1				M,VP,SC	N/A		
181577	Kovilpatti Prakasham	03/27/2025	Newly Chartered	20	20	0	20	100.00%	0		0				M,VP,SC	N/R		
154356	Meenakshiyapuram Amman Passion Exc Award (06/30/2024)	05/19/2023	Active	26	0	0	0	0.00%	25		9			R	VP	5		
178150	Mudukulathur Prakasham	08/28/2024	Active	20	20	0	20	100.00%	0		7				T,M,VP,SC	6		
177324	Nagercoil City Crown	08/14/2024	Active	17	20	3	17	100.00%	0	0	3				M,VP,SC	5		
177505	Pandalkudi Prakasham	08/12/2024	Active	20	20	0	20	100.00%	0		7				T,M,VP,SC	6		
172973	PARAMAKUDI COTTON CITY	07/05/2024	Active	26	26	0	26	100.00%	0		1			N	T,M,VP,SC	2		\$420.00
157424	Pootteti Perfect Treasure Village	02/19/2024	Active	20	0	0	0	0.00%	20		1		2	N	M,VP,SC	N/R		
155957	Rajapalayam Perfect Kings	09/08/2023	Active	58	7	6	1	1.75%	59	1	3			N	M,SC	2		
154616	Ramanathapuram Achievers Passion	06/02/2023	Active(1)	12	1	0	1	9.09%	20		8			N	T,SC	15		
181581	Ramanathapuram Friends	03/28/2025	Newly Chartered	20	20	0	20	100.00%	0		0				M,VP,SC	N/R		
181324	Ramanathapuram Melvin	03/10/2025	Newly Chartered	20	20	0	20	100.00%	0		0				M,VP,SC	N/A		



Club Health Assessment for District 324 A through March 2025

			Status	Membership							Reports					Finance		LCIF	
Club Number	Club Name	Charter Date		Current Member Count	YTD Members Added	YTD Members Dropped	YTD Net Growth	YTD Net Growth%	Member Count 12 Months Ago	Avg. length of service for dropped members	Months Since Last MMR ***	Yrs. Since Last Officer Report	President Rotation	Vice President Reported ****	Months Since Last Activity Report ***	Account Balance	Donations for current Fiscal Year		
			Number of times on status quo within last two years	If below 15 members appears				If net loss is greater than 20% appears			If no report in 3 months appears in	When more than one year appears in	Number of repeat terms	Notes the officers that do not have an active	If no report at 12 months appears in red				
174211	Rameswaram Prakasham	07/09/2024	Active(1)	6	21	15	6	100.00%	0	0	4			M,VP,SC	5	90+ Days	\$17.97		
174729	Sankarankovil Ambal	07/11/2024	Active	20	20	0	20	100.00%	0		8			M,VP,SC	5				
178601	Sankarankovil Prakasham	09/13/2024	Active	20	20	0	20	100.00%	0		6			T,M,VP,SC	N/A				
155831	Sivakasi Perfect Kings	09/08/2023	Cancelled(8*)	0	0	31	-31	-100.00%	46	1	9	1	None	P,S,T,M,VP SC	18				
181299	Thingal Nagar Victory	03/10/2025	Newly Chartered	20	20	0	20	100.00%	0		0		N	VP,SC	N/A				
172097	Tirunelveli Perfect Challengers	06/12/2024	Active	20	1	2	-1	-4.76%	0	1	0		2	M,VP,SC	8				
155328	Tirunelveli Perfect Gold	07/28/2023	Active	24	0	0	0	0.00%	24		10		R	S,T,VP,SC	5				
180343	Tirunelveli Prakasham	01/13/2025	Newly Chartered	25	25	0	25	100.00%	0		0			T,M,VP,SC	N/A				
155330	Tuticorin Kings	07/21/2023	Active	67	39	4	35	109.38%	38	1	0		N		4				
155078	Tuticorin Korkai Perfect	07/11/2023	Active	18	0	5	-5	-21.74%	22	1	0			M,VP,SC	15	90+ Days	\$1,018.27		
155370	Vadakkankulam Perfect	07/28/2023	Active	16	1	1	0	0.00%	18	1	0			M,VP,SC	5				
181323	Vallioor Gold	03/10/2025	Newly Chartered	20	20	0	20	100.00%	0		0		N	M,VP,SC	N/R				
154829	Vembakottai Passion	06/20/2023	Cancelled(8*)	0	0	23	-23	-100.00%	23	2	0		None	P,S,T,M,VP SC	N/R				
155331	Virudhunagar Perfect Kings	07/24/2023	Active(1)	26	0	0	0	0.00%	26		7		2	S,M,VP,SC	8				
Clubs more than two years old																			
109036	AKSHAYA CHATRAPATTI	08/06/2010	Active	64	4	3	1	1.59%	69	4	0		N	M,VP	0			\$17.97	
Exc Award (06/30/2020, 06/30/2023)																			
43948	ALANGULAM	05/31/1984	Active	64	0	0	0	0.00%	59		9		N	P,S,T,M,VP SC	5				
Exc Award (06/30/2017, 06/30/2020, 06/30/2023)																			
139221	Alangulam Pearl City	07/26/2019	Active	24	0	0	0	0.00%	24		1			T,M,VP,SC	5				
Exc Award (06/30/2023)																			
31833	AMBASAMUDRAM	03/05/1976	Active	43	2	0	2	4.88%	50		0		N	T,SC	3				
Exc Award (06/30/2020, 06/30/2023)																			
55851	ANJUGRAMAM	06/20/1994	Active	44	0	0	0	0.00%	46		1		R	T,M,SC	13				
Exc Award (06/30/2017, 06/30/2021)																			



Club Health Assessment for District 324 A through March 2025

			Status	Membership							Reports					Finance	LCIF	
Club Number	Club Name	Charter Date		Current Member Count	YTD Members Added	YTD Members Dropped	YTD Net Growth	YTD Net Growth%	Member Count 12 Months Ago	Avg. length of service for dropped members	Months Since Last MMR ***	Yrs. Since Last Officer Report	President Rotation	Vice President Reported ****	Months Since Last Activity Report ***	Account Balance	Donations for current Fiscal Year	
			Number of times on status quo within last two years	If below 15 members appears				If net loss is greater than 20% appears			If no report in 3 months appears in	When more than one year appears in	Number of repeat terms		Notes the officers that do not have an active	If no report at 12 months appears in red		
55271	ARALVAIMOZHY	02/01/1994	Active	16	2	3	-1	-5.88%	18	14	3			R	P,VP	2		
Exc Award (06/30/2023)																		
50398	ARUMANAI	04/03/1990	Active(2)	15	2	0	2	15.38%	13		0			R	SC	2		
64175	ARUMUGANERI	04/18/2001	Active	46	3	1	2	4.55%	44	3	2			R	T,VP,SC	2		\$838.58
Exc Award (06/30/2017, 06/30/2020, 06/30/2023)																		
26466	ARUPPUKOTTAI	01/24/1974	Active(1)	46	25	15	10	27.78%	37	5	1			N	S,T,M,SC	2		\$2,072.48
Exc Award (06/30/2020, 06/30/2023)																		
104663	AZHAGAPPAPURAM	02/10/2009	Active	23	2	0	2	9.52%	21		7				P,S,M,VP,SC	7		
Exc Award (06/30/2019)																		
51317	BHOOTHAPANDI-THITTUVIAL AI	02/13/1991	Active(1)	23	0	0	0	0.00%	24		10			R	P,T	24		
Exc Award (06/30/2023)																		
111071	CHERANMAHADEVI TOWN	05/13/2011	Active(1)	23	0	1	-1	-4.17%	32	12	7		2	N	M	0		
Exc Award (06/30/2020, 06/30/2022, 06/30/2023)																		
121763	Colachel Port City	04/03/2014	Active(2)	22	24	30	-6	-21.43%	28	8	0				M,VP,SC	24+		
Exc Award (06/30/2020, 06/30/2023)																		
140234	Courtallam Aruvikal Nagar Pearls	11/29/2019	Active	17	0	0	0	0.00%	17		9		2	R	S,M,VP,SC	5		
140556	Courtallam Pearl City	12/19/2019	Active	25	2	0	2	8.70%	26		2			N	P,S,M,VP,SC	22		
Exc Award (06/30/2023)																		
97035	COURTALLAM VICTORY	04/27/2006	Active	42	3	0	3	7.69%	41		0			N		0		\$1,072.18
Exc Award (06/30/2017, 06/30/2020, 06/30/2023)																		
63147	EATHAMOZHY CENTRAL	05/05/2000	Active(1)	20	2	0	2	11.11%	18		0				T,VP,SC	14		
Exc Award (06/30/2017, 06/30/2020)																		
54483	ELAYIRAMPANNAI	05/17/1993	Active(1)	35	3	3	0	0.00%	36	1	0			R	S,M,VP,SC	0		
Exc Award (06/30/2017, 06/30/2020, 06/30/2023)																		
109378	ERAL TOWN	09/29/2010	Active(1)	16	16	0	16	100.00%	0		0		2	R	S,T,M,SC	24		
Exc Award (06/30/2020, 06/30/2023)																		
104911	KADAYAM BHARATHY	03/06/2009	Active(1)	17	2	0	2	13.33%	24		0			R		2		
Exc Award (06/30/2020, 06/30/2023)																		



Club Health Assessment for District 324 A through March 2025

			Status	Membership							Reports					Finance		LCIF
Club Number	Club Name	Charter Date		Current Member Count	YTD Members Added	YTD Members Dropped	YTD Net Growth	YTD Net Growth%	Member Count 12 Months Ago	Avg. length of service for dropped members	Months Since Last MMR ***	Yrs. Since Last Officer Report	President Rotation	Vice President Reported ****	Months Since Last Activity Report ***	Account Balance	Donations for current Fiscal Year	
			Number of times on status quo within last two years	If below 15 members appears				If net loss is greater than 20% appears			If no report in 3 months appears in	When more than one year appears in	Number of repeat terms	Notes the officers that do not have an active	If no report at 12 months appears in red			
57066	KADAYANALLUR	06/13/1995	Active	37	0	0	0	0.00%	37		8			R	T,M,VP	5		
	Exc Award (06/30/2017, 06/30/2020, 06/30/2023)																	
54884	KALIAKKAVILAI TOWN	09/17/1993	Active(2)	5	5	5	0	0.00%	5	25	0		5		T,M,VP,SC	24+		
109388	KAMUTHI TOWN	09/29/2010	Active	33	4	4	0	0.00%	33	8	1				P,T,M,VP,SC	5		
	Exc Award (06/30/2019, 06/30/2020, 06/30/2023)																	
125695	Kanniseripudhur	08/26/2015	Active(2)	20	0	0	0	0.00%	27		0				P,M,VP,SC	20		
	Exc Award (06/30/2020, 06/30/2023)																	
64739	KANNIYAKUMARI SUN CITY	10/23/2001	Active	16	2	3	-1	-5.88%	20	7	0		None	N	P,M	21		
	Exc Award (06/30/2020, 06/30/2023)																	
50048	KARINGAL	12/18/1989	Active	36	0	0	0	0.00%	36		8				S,M,VP,SC	24+		
	Exc Award (06/30/2020)																	
124248	Karungal Gold	02/24/2015	Active	34	6	1	5	17.24%	31	4	0			N	P,T,M,SC	2		
	Exc Award (06/30/2018, 06/30/2019, 06/30/2020)																	
50400	KILAKARAI SEETHAKATHI	04/03/1990	Active	9	0	0	0	0.00%	10		7		4		M,VP,SC	5		
	Exc Award (06/30/2020)																	
142965	Killiyoor Kings	09/18/2020	Cancelled(8*)	0	0	4	-4	-100.00%	10	4	3	1	None		P,S,T,M,VP SC	24+	90+ Days	
64382	KOODANKULAM	06/04/2001	Active(1)	30	0	0	0	0.00%	30		9				S,M,VP,SC	17		
	Exc Award (06/30/2023)																	
62685	KOVILPATTI CENTRAL	01/06/2000	Active(1)	23	0	0	0	0.00%	23		7				P,S,T,M,VP SC	16		
125729	Kovilpatti Dynamic	09/01/2015	Active	28	3	0	3	12.00%	25		1			R	T,VP,SC	5	\$2,036.54	
	Exc Award (06/30/2017, 06/30/2020, 06/30/2023)																	
45243	KOVILPATTI MID TOWN	06/17/1985	Active(1)	47	1	0	1	2.17%	50		8			N	P,T,VP	6	\$17.97	
	Exc Award (06/30/2020)																	
153657	Kovilpatti Passion	02/10/2023	Active(1)	24	0	0	0	0.00%	24		11	1	None		P,S,T,M,VP SC	14		
	Exc Award (06/30/2024)																	
98052	KOVILPATTI TEMPLE CITY	11/21/2006	Active(2)	25	0	0	0	0.00%	25		12	1	None		P,S,T,M,VP SC	17		
	Exc Award (06/30/2017, 06/30/2020)																	
136321	Kulaseharam Royal	09/04/2018	Active	15	2	2	0	0.00%	15	6	4			R	P,S,T,M,SC	24+		



Club Health Assessment for District 324 A through March 2025

			Status	Membership							Reports					Finance		LCIF
Club Number	Club Name	Charter Date		Current Member Count	YTD Members Added	YTD Members Dropped	YTD Net Growth	YTD Net Growth%	Member Count 12 Months Ago	Avg. length of service for dropped members	Months Since Last MMR ***	Yrs. Since Last Officer Report	President Rotation	Vice President Reported ****	Months Since Last Activity Report ***	Account Balance	Donations for current Fiscal Year	
			Number of times on status quo within last two years	If below 15 members appears				If net loss is greater than 20% appears			If no report in 3 months appears in	When more than one year appears in	Number of repeat terms	Notes the officers that do not have an active	If no report at 12 months appears in red			
149168	Kulasekaram City Star	12/03/2021	Active(2)	29	1	5	-4	-12.12%	33	3	2			S,M,VP,SC	5			
	Exc Award (06/30/2023)																	
26487	KULASEKHARAM	05/26/1965	Active	38	0	0	0	0.00%	36		8			M,VP,SC	10			
	Exc Award (06/30/2020, 06/30/2023)																	
57540	KUZHITHURAI	11/07/1995	Active	21	0	0	0	0.00%	25		9			S,M,VP,SC	24+			
139621	Malli Pearls	08/21/2019	Active(1)	31	2	0	2	6.90%	32		2		N	P,T,M,VP,SC	16			
	Exc Award (06/30/2020)																	
142533	Marthandam Abide	08/10/2020	Active(1)	27	0	0	0	0.00%	29		8		N	S	3			
121434	Marthandam Achievers	02/25/2014	Active(1)	22	1	1	0	0.00%	23	2	2			P,T,M,VP,SC	24+			
	Exc Award (06/30/2017, 06/30/2019)																	
143787	Marthandam Capitals	12/11/2020	Active(1)	15	1	5	-4	-21.05%	0	4	3		3	R	SC	24+		
100335	MARTHANDAM CITY	10/04/2007	Active	30	0	0	0	0.00%	32		0		N	SC	5			
	Exc Award (06/30/2020, 06/30/2023)																	
77605	MARTHANDAM PRIDE	09/26/2003	Active	66	0	2	-2	-2.94%	79	6	8		N	P,T,M,SC	17			
	Exc Award (06/30/2023)																	
67204	MAYILAUDY	01/30/2003	Active	28	2	1	1	3.70%	24	2	0		N	M,SC	0			
	Exc Award (06/30/2017, 06/30/2023, 06/30/20)																	
129727	Meenakshiyapuram Centennial	02/08/2017	Active	33	4	0	4	13.79%	30		2		N	P,S,T,M,VP SC	2			
	Exc Award (06/30/2019, 06/30/2020)																	
59241	MULLAKKADU MUTHIAPURAM	03/10/1997	Active(2)	17	17	30	-13	-43.33%	33	10	2		N	P,S,T,VP	24			
	Exc Award (06/30/2020, 06/30/2023)																	
26492	NAGERCOIL	12/09/1962	Active	26	0	0	0	0.00%	31		3		N	T,VP,SC	5			
116158	NAGERCOIL M A H NAGAR	02/24/2012	Cancelled(8*)	0	0	10	-10	-100.00%	14	10	6	1	None	P,S,T,M,VP SC	24+	90+ Days		
115310	NAGERCOIL ASARIPALLAM	10/17/2011	Active(1)	15	0	0	0	0.00%	17		11	1	None	P,S,T,M,VP SC	20			
	Exc Award (06/30/2017, 06/30/2019, 06/30/20)																	
55710	NAGERCOIL CENTRAL	05/17/1994	Active	26	0	6	-6	-18.75%	32	8	1			T,M,VP,SC	3			
	Exc Award (06/30/2019, 06/30/2020, 06/30/20)																	
142332	Nagercoil Kings	07/24/2020	Active	21	1	0	1	5.00%	20		3		N	P,T,VP,SC	24+			



Club Health Assessment for District 324 A through March 2025

Club Number	Club Name	Charter Date	Status	Membership							Reports					Finance	LCIF
				Current Member Count	YTD Members Added	YTD Members Dropped	YTD Net Growth	YTD Net Growth%	Member Count 12 Months Ago	Avg. length of service for dropped members	Months Since Last MMR ***	Yrs. Since Last Officer Report	President Rotation	Vice President Reported ****	Months Since Last Activity Report ***	Account Balance	Donations for current Fiscal Year
			Number of times on status quo within last two years	If below 15 members appears				If net loss is greater than 20% appears			If no report in 3 months appears	When more than one year appears in	Number of repeat terms	Notes the officers that do not have an active	If no report at 12 months appears in red		
149050	Nagercoil Kottar	12/07/2021	Active(1)	21	3	3	0	0.00%	25	1	2			N	11		
142329	Nagercoil Nanjil Kings	07/27/2020	Active(2)	9	14	22	-8	-47.06%	17	4	2		2	R	S,M,SC	2	
	Exc Award (06/30/2023)																
51319	NAGERCOIL PARVATHIPURAM	02/13/1991	Active(2)	28	28	25	3	12.00%	26	13	0		2		P,M,VP,SC	24+	
	Exc Award (06/30/2017)																
110043	NAGERCOIL RAMANPUTHUR	01/06/2011	Active(1)	18	0	0	0	0.00%	18		0				M,VP,SC	24+	
145616	Nagercoil Royal Kings	03/18/2021	Active(2)	7	2	0	2	40.00%	11		1			N	M,SC	16	
	Exc Award (06/30/2023)																
59093	NAGERCOIL TOWER	02/04/1997	Active	37	0	0	0	0.00%	37		7			N	T	0	
	Exc Award (06/30/2020)																
50049	NAGERCOIL TOWN	12/18/1989	Active	12	1	1	0	0.00%	13	4	3				P,M,VP,SC	5	
	Exc Award (06/30/2020)																
142219	Nattalam Kings	07/15/2020	Active	49	6	5	1	2.08%	38	0	0				T,M,VP,SC	16	
	Exc Award (06/30/2023)																
104677	NAZARETH TOWER	02/13/2009	Active	18	0	0	0	0.00%	22		2				M,VP,SC	5	
	Exc Award (06/30/2017, 06/30/2020)																
122372	Nazareth Margoscis City	06/03/2014	Active	19	0	1	-1	-5.00%	20	0	1				M,VP,SC	5	
	Exc Award (06/30/2019)																
49425	NEYYOOR MONDAY MARKET	04/17/1989	Active	35	0	0	0	0.00%	44		8			N	T,VP,SC	24+	
	Exc Award (06/30/2019)																
147180	Ottapidaram Joy	07/04/2021	Cancelled(8*)	0	0	10	-10	-100.00%	24	4	0		None		P,S,T,M,VP SC	13	90+ Days
	Exc Award (06/30/2023)																
118162	PAALAYAMKOTTAI STARS	10/26/2012	Active	26	11	0	11	73.33%	17		2			N	M	4	
	Exc Award (06/30/2017, 06/30/2020, 06/30/2024)																
52217	PADMANABHAPURAM FORT	12/02/1991	Active	38	0	0	0	0.00%	36		9				M,VP,SC	19	
	Exc Award (06/30/2019, 06/30/2024)																
30405	PALAYAMKOTTAI	03/06/1975	Active(2)	18	26	23	3	20.00%	18	3	0				M,VP,SC	5	
	Exc Award (06/30/2020, 06/30/2022)																



Club Health Assessment for District 324 A through March 2025

			Status	Membership							Reports					Finance		LCIF
Club Number	Club Name	Charter Date		Current Member Count	YTD Members Added	YTD Members Dropped	YTD Net Growth	YTD Net Growth%	Member Count 12 Months Ago	Avg. length of service for dropped members	Months Since Last MMR ***	Yrs. Since Last Officer Report	President Rotation	Vice President Reported ****	Months Since Last Activity Report ***	Account Balance	Donations for current Fiscal Year	
			Number of times on status quo within last two years	If below 15 members appears				If net loss is greater than 20% appears			If no report in 3 months appears in	When more than one year appears in	Number of repeat terms	Notes the officers that do not have an active	If no report at 12 months appears in red			
124705	Palayamkottai Gold	04/22/2015	Active(2)	27	3	2	1	3.85%	30	1	0			N	P,S,T,M,VP SC	19		
	Exc Award (06/30/2020, 06/30/2023)																	
144588	Palayamkottai Kings	12/31/2020	Active	22	0	0	0	0.00%	26		5				M,VP,SC	5		
55684	PALLIADY	05/09/1994	Active(2)	15	15	15	0	0.00%	15	3	0		6		S,T,M,VP,SC	24+		
	Exc Award (06/30/2017, 06/30/2019, 06/30/2020)																	
148193	Paloor	09/17/2021	Active(2)	29	0	0	0	0.00%	29		3				T,M,VP,SC	24+		
32156	PARAMAKUDI	04/20/1976	Active	107	2	1	1	0.94%	110	26	7			N	T	2	\$35.94	
	Exc Award (06/30/2019, 06/30/2020, 06/30/2023)																	
146371	Paramakudi Vaigai	06/04/2021	Active	26	8	1	7	36.84%	28	1	0			R		3		
	Exc Award (06/30/2023)																	
142576	Pavoorchatram Busy Kings	08/19/2020	Active	26	0	0	0	0.00%	31		9			N	P,S,VP	24+		
	Exc Award (06/30/2023)																	
86122	PAVOORCHATRAM CENTRAL	04/07/2005	Active(1)	54	2	1	1	1.89%	65	3	1			N	T,M,VP,SC	5		
	Exc Award (06/30/2017, 06/30/2020, 06/30/2023)																	
55169	PUDUKADAI	12/28/1993	Active	60	6	38	-32	-34.78%	102	5	2			N	S,T,SC	20		
	Exc Award (06/30/2017, 06/30/2020, 06/30/2023)																	
55425	PULIANGUDI	03/11/1994	Active	28	3	2	1	3.70%	27	30	1			R	S,M,SC	5	\$53.90	
	Exc Award (06/30/2020, 06/30/2023)																	
139713	Puthiamputhur Readymade Pearl City	09/16/2019	Cancelled(8*)	0	0	18	-18	-100.00%	28	4	3		None		P,S,T,M,VP SC	17	90+ Days	
124042	Radhapuram Gold	01/22/2015	Active(2)	23	0	0	0	0.00%	30		10	1	None		P,S,T,M,VP SC	24+		
	Exc Award (06/30/2017, 06/30/2020, 06/30/2023)																	
26498	RAJAPALAYAM	04/24/1972	Active	176	4	0	4	2.33%	137		2			N		5	\$4,073.08	
	Exc Award (06/30/2017, 06/30/2019, 06/30/2020)																	
59776	RAJAPALAYAM TOWN	06/24/1997	Active	41	0	0	0	0.00%	39		5			N	S,M,SC	0		
	Exc Award (06/30/2017, 06/30/2020)																	
132221	Ramanathapuram Centennial	09/04/2017	Active(1)	36	5	0	5	16.13%	39		2				T,M,VP,SC	2	\$3,054.81	
	Exc Award (06/30/2019, 06/30/2020, 06/30/2023)																	
123063	Ramanathapuram Gold	09/03/2014	Active(1)	20	4	0	4	25.00%	18		2			N	M,VP	5		




Club Health Assessment for District 324 A through March 2025

			Status	Membership							Reports					Finance		LCIF
Club Number	Club Name	Charter Date		Current Member Count	YTD Members Added	YTD Members Dropped	YTD Net Growth	YTD Net Growth%	Member Count 12 Months Ago	Avg. length of service for dropped members	Months Since Last MMR ***	Yrs. Since Last Officer Report	President Rotation	Vice President Reported ****	Months Since Last Activity Report ***	Account Balance	Donations for current Fiscal Year	
			Number of times on status quo within last two years	If below 15 members appears				If net loss is greater than 20% appears			If no report in 3 months appears in	When more than one year appears in	Number of repeat terms	Notes the officers that do not have an active	If no report at 12 months appears in red			
Exc Award (06/30/2021)																		
132139	Ramanathapuram Life Savers	07/11/2017	Active	31	2	1	1	3.33%	38	13	0		2	N	2		\$814.01	
Exc Award (06/30/2019, 06/30/2020, 06/30/2021)																		
152130	Ramanathapuram Passion	08/09/2022	Active	10	0	2	-2	-16.67%	16	2	4			M,VP,SC	20			
Exc Award (06/30/2023)																		
49550	RAMANATHAPURAM SETHUPATHY	05/25/1989	Active(2)	26	26	27	-1	-3.70%	27	12	2		5	R	S,SC	20		
Exc Award (06/30/2020)																		
117524	RAMANATHAPURAM TOWN	08/06/2012	Active	19	3	5	-2	-9.52%	35	8	1			P,T,M,VP,SC	5			
Exc Award (06/30/2020)																		
106570	RAMESWARAM ISLAND	09/10/2009	Active(1)	12	12	0	12	100.00%	0		2			N	T,M,SC	21		
Exc Award (06/30/2023)																		
139218	Rameswaram Town Pearls	07/18/2019	Active	15	0	0	0	0.00%	15		1		3	N	T,M,VP,SC	14		
149879	Sahayanagar Joy	03/08/2022	Active	19	0	0	0	0.00%	19		11	1	None	P,S,T,M,VP SC	5			
26501	SAHUPURAM	01/06/1972	Active	37	0	2	-2	-5.13%	42	13	1			N	P,T,VP	1		
Exc Award (06/30/2019)																		
56565	SANKARANKOVIL	02/20/1995	Active	101	28	0	28	38.36%	64		2			N	S,M,SC	1	\$4,162.92	
Exc Award (06/30/2019, 06/30/2023)																		
147151	Sankarankovil Classic	11/17/2021	Active	46	8	0	8	21.05%	42		3			N	S,T,M,VP,SC	5		
Exc Award (06/30/2023)																		
141791	Sankarankovil Pearls	06/19/2020	Active	21	0	1	-1	-4.55%	33	1	8				S,T,M,VP,SC	2		
Exc Award (06/30/2023)																		
105001	SATHANKULAM STAR	03/16/2009	Active	29	4	0	4	16.00%	25		2				T,M,VP,SC	4		
43432	SATHUR	01/16/1984	Active(1)	21	0	0	0	0.00%	21		12		2		T,M,VP,SC	24+		
Exc Award (06/30/2023)																		
104721	SAWYERPURAM SEBATHIAPURAM	02/13/2009	Active	56	0	0	0	0.00%	54		9			N	T,M,VP,SC	6		
Exc Award (06/30/2017, 06/30/2020, 06/30/2021)																		
26504	SIVAKASI	05/09/1961	Active	227	3	2	1	0.44%	225	51	1			R	M,SC	1		
Exc Award (06/30/2017, 06/30/2019, 06/30/2021)																		



Club Health Assessment for District 324 A through March 2025

			Status	Membership							Reports					Finance		LCIF
Club Number	Club Name	Charter Date		Current Member Count	YTD Members Added	YTD Members Dropped	YTD Net Growth	YTD Net Growth%	Member Count 12 Months Ago	Avg. length of service for dropped members	Months Since Last MMR ***	Yrs. Since Last Officer Report	President Rotation	Vice President Reported ****	Months Since Last Activity Report ***	Account Balance	Donations for current Fiscal Year	
			Number of times on status quo within last two years	If below 15 members appears				If net loss is greater than 20% appears			If no report in 3 months appears in	When more than one year appears in	Number of repeat terms	Notes the officers that do not have an active	If no report at 12 months red			
63046	SIVAKASI CENTRAL	04/04/2000	Active(2)	27	2	1	1	3.85%	25	2	1			M,VP,SC	7			
	Exc Award (06/30/2020, 06/30/2022, 06/30/2023)																	
59692	SIVAKASI COSMOS	06/09/1997	Active	74	7	0	7	10.45%	71		1			M,VP,SC	0		\$17.97	
	Exc Award (06/30/2019, 06/30/2020, 06/30/2023)																	
99695	SIVAKASI CRACKER CITY	06/19/2007	Active	26	0	0	0	0.00%	28		9		None	P,S,T,M,VP SC	10			
	Exc Award (06/30/2017, 06/30/2020, 06/30/2023)																	
128387	Sivakasi Golden Centennial	09/20/2016	Active(2)	22	0	2	-2	-8.33%	24	2	6			T,M,VP,SC	5		\$2,054.51	
	Exc Award (06/30/2017)																	
53740	SIVAKASI INDUSTRIAL TOWN	10/14/1992	Active	100	0	6	-6	-5.66%	106	4	0			N M	1		\$17.97	
	Exc Award (06/30/2017, 06/30/2019, 06/30/2023)																	
150862	Sivakasi Joy Star	06/02/2022	Active	18	3	0	3	20.00%	17		8			R T,M,SC	13		\$17.97	
	Exc Award (06/30/2023)																	
144407	Sivakasi Kings	01/07/2021	Active(1)	74	3	5	-2	-2.63%	76	4	2			S,T,M,VP,SC	N/A		\$2,054.51	
	Exc Award (06/30/2023)																	
109366	SIVAKASI METRO	09/28/2010	Cancelled(8*)	0	0	17	-17	-100.00%	17	8	2		None	P,S,T,M,VP SC	13	90+ Days		
	Exc Award (06/30/2020)																	
153769	Sivakasi Passion	02/27/2023	Active(1)	49	23	0	23	88.46%	37		2			N SC	12			
	Exc Award (06/30/2023)																	
139758	Sivakasi Pearls Spark	09/24/2019	Active(2)	12	0	0	0	0.00%	18		8	1	None	P,S,T,M,VP SC	10			
	Exc Award (06/30/2020, 06/30/2023)																	
29707	SPICNAGAR	07/15/1974	Active(2)	46	8	0	8	21.05%	48		3			M,VP,SC	0		\$17.97	
	Exc Award (06/30/2017, 06/30/2020)																	
30844	SRIVILLIPUTHUR	05/19/1975	Active	36	0	0	0	0.00%	36		6			N M,SC	5		\$1,018.27	
	Exc Award (06/30/2017, 06/30/2020, 06/30/2023)																	
39100	TENKASI	11/28/1980	Active(1)	21	0	2	-2	-8.70%	23	6	4			T,M,VP,SC	7			
140006	Thangachimadam Pearls	11/03/2019	Active(2)	19	0	0	0	0.00%	25		9			P,S,M,VP,SC	6			
	Exc Award (06/30/2022)																	
60613	THICKANAMCODE	04/06/1998	Active	36	0	0	0	0.00%	36		0			R S,M,VP,SC	24+			
	Exc Award (06/30/2023)																	



Club Health Assessment for District 324 A through March 2025

			Status	Membership							Reports					Finance		LCIF
Club Number	Club Name	Charter Date		Current Member Count	YTD Members Added	YTD Members Dropped	YTD Net Growth	YTD Net Growth%	Member Count 12 Months Ago	Avg. length of service for dropped members	Months Since Last MMR ***	Yrs. Since Last Officer Report	President Rotation	Vice President Reported ****	Months Since Last Activity Report ***	Account Balance	Donations for current Fiscal Year	
			Number of times on status quo within last two years	If below 15 members appears				If net loss is greater than 20% appears			If no report in 3 months appears in	When more than one year appears in	Number of repeat terms	Notes the officers that do not have an active	If no report at 12 months appears in red			
150733	Thingal Nagar Central	05/26/2022	Active(2)	17	17	21	-4	-19.05%	43	2	0		2	M,VP,SC	5	90+ Days		
140599	Thingalnagar Pearls	06/16/2020	Cancelled(8*)	0	6	29	-23	-100.00%	27	2	0		None	P,S,T,M,VP SC	24+			
	Exc Award (06/30/2023)																	
105438	THIRUCHENDUR CITY	05/12/2009	Active	19	0	3	-3	-13.64%	22	7	0			M,VP,SC	12			
43127	THIRUTHANGAL	10/05/1983	Active	37	4	0	4	12.12%	33		0		N	M,VP,SC	1			
	Exc Award (06/30/2017, 06/30/2020, 06/30/2023)																	
118944	THIRUVATTAR	03/15/2013	Active(1)	31	31	38	-7	-18.42%	38	8	0		N	S,M,VP,SC	24+			
124704	Thiruvengadam Gold	04/22/2015	Active(1)	13	0	0	0	0.00%	17		9			T,M,VP,SC	24+			
	Exc Award (06/30/2023)																	
140911	Thoothukudi Royal Pearl City	03/09/2020	Active(1)	22	3	0	3	15.79%	19		2		2	N T,M	17			
45624	THUCKALAY	12/31/1985	Active	16	3	5	-2	-11.11%	21	11	1			T,M,VP,SC	0			
	Exc Award (06/30/2017, 06/30/2020)																	
65075	THUCKALAY TOWN	03/12/2002	Active	24	0	2	-2	-7.69%	28	2	4		N	T,M,SC	17			
	Exc Award (06/30/2019)																	
26507	TIRUNELVELI	09/12/1960	Active	17	0	3	-3	-15.00%	20	11	6		R	SC	5			
	Exc Award (06/30/2019, 06/30/2020, 06/30/2023)																	
58141	TIRUNELVELI CENTRAL	04/11/1996	Active	11	0	2	-2	-15.38%	19	2	2			VP,SC	17			
	Exc Award (06/30/2020, 06/30/2022, 06/30/2023)																	
64446	TIRUNELVELI CITY	06/25/2001	Active	15	0	7	-7	-31.82%	22	4	5			M,VP,SC	24+			
	Exc Award (06/30/2023)																	
137364	Tirunelveli Dawn City	02/13/2019	Active	29	8	8	0	0.00%	38	4	0		N	T,M,SC	2			
	Exc Award (06/30/2020, 06/30/2023)																	
123029	Tirunelveli Gold	08/27/2014	Active(1)	38	1	0	1	2.70%	37		4		N	M,SC	5	\$17.97		
	Exc Award (06/30/2019, 06/30/2020)																	
132656	Tirunelveli Green City	12/12/2017	Active(1)	18	0	0	0	0.00%	18		13		None	P,S,T,M,VP SC	24+			
123640	Tirunelveli Kodeeswaran Nagar Gold	11/17/2014	Active(1)	24	0	0	0	0.00%	24		11		R	S,T,M,VP	5			
	Exc Award (06/30/2017, 06/30/2023)																	
109995	TIRUNELVELI METRO	01/03/2011	Active(2)	27	0	4	-4	-12.90%	28	1	3			P,S,T,M,VP SC	13			



Club Health Assessment for District 324 A through March 2025

			Status	Membership							Reports					Finance		LCIF
Club Number	Club Name	Charter Date		Current Member Count	YTD Members Added	YTD Members Dropped	YTD Net Growth	YTD Net Growth%	Member Count 12 Months Ago	Avg. length of service for dropped members	Months Since Last MMR ***	Yrs. Since Last Officer Report	President Rotation	Vice President Reported ****	Months Since Last Activity Report ***	Account Balance	Donations for current Fiscal Year	
			Number of times on status quo within last two years	If below 15 members appears					If net loss is greater than 20% appears		If no report in 3 months appears in	When more than one year appears in	Number of repeat terms	Notes the officers that do not have an active	If no report at 12 months appears in red			
Exc Award (06/30/2023)														N	S,M,SC	15		
132254	Tirunelveli Phoenix	10/05/2017	Active	21	0	5	-5	-19.23%	31	5	3							
Exc Award (06/30/2023)														N		0	\$1,018.27	
142534	Tirunelveli Smart City Kings	08/14/2020	Active	43	7	0	7	19.44%	55		0							
Exc Award (06/30/2023)														N	M	10		
103802	TIRUNELVELI STAR	10/10/2008	Active	27	0	0	0	0.00%	28		3							
Exc Award (06/30/2020, 06/30/2023)													2		P,S,T,M,VP SC	5	\$17.97	
68522	TIRUNELVELI TOWER	04/09/2003	Active	19	2	2	0	0.00%	20	2	7							
Exc Award (06/30/2017, 06/30/2023)															P,T,M,VP,SC	17	\$1,018.27	
Exc Award (06/30/2020, 06/30/2023)														N	SC	5	\$53.91	
26510	TUTICORIN	08/26/1959	Active	102	3	4	-1	-0.97%	104	5	2							
Exc Award (06/30/2017, 06/30/2018, 06/30/2020)														N	SC	7		
139222	Tuticorin Akshaya Pearl City	08/08/2019	Active(1)	19	20	22	-2	-9.52%	22	5	0							
Exc Award (06/30/2020, 06/30/2023)															M,VP,SC	0	\$107.82	
50051	TUTICORIN BHARATHY	12/18/1989	Active	45	0	2	-2	-4.26%	40	3	7							
Exc Award (06/30/2017, 06/30/2024)															S,M,VP,SC	17		
128660	Tuticorin Centennial	09/28/2016	Active	30	0	6	-6	-16.67%	38	6	8							
Exc Award (06/30/2017, 06/30/2020, 06/30/2022)													2		S,T,M,VP,SC	24+		
52676	TUTICORIN CENTRAL	03/10/1992	Active(1)	29	29	30	-1	-3.33%	30	9	2		2					
Exc Award (06/30/2022)														R	SC	21		
97751	TUTICORIN CITY	09/22/2006	Active(1)	34	0	5	-5	-12.82%	33	10	4							
Exc Award (06/30/2023)													2		S,M,VP,SC	24+		
149976	Tuticorin Evergreen	02/24/2022	Active(2)	7	7	9	-2	-22.22%	8	4	0		2					
120436	Tuticorin Green World	09/30/2013	Active(1)	20	0	7	-7	-25.93%	40	3	0				T,VP,SC	8		
Exc Award (06/30/2020, 06/30/2021, 06/30/2022)																		
150058	Tuticorin Light House	03/02/2022	Active	40	3	0	3	8.11%	37		2			R	SC	14	\$1,054.21	
84158	TUTICORIN MID-TOWN	09/07/2004	Active(2)	17	0	1	-1	-5.56%	18	8	0				P,M,VP,SC	19		
Exc Award (06/30/2017, 06/30/2020, 06/30/2022)																		



Club Health Assessment for District 324 A through March 2025

			Status	Membership							Reports					Finance	LCIF
Club Number	Club Name	Charter Date		Current Member Count	YTD Members Added	YTD Members Dropped	YTD Net Growth	YTD Net Growth%	Member Count 12 Months Ago	Avg. length of service for dropped members	Months Since Last MMR ***	Yrs. Since Last Officer Report	President Rotation	Vice President Reported ****	Months Since Last Activity Report ***	Account Balance	Donations for current Fiscal Year
			Number of times on status quo within last two years	If below 15 members appears				If net loss is greater than 20% appears			If no report in 3 months appears in	When more than one year appears in	Number of repeat terms	Notes the officers that do not have an active	If no report at 12 months appears in red		
139583	Tuticorin Pearl Sports	08/27/2019	Active(1)	10	10	0	10	100.00%	0		0			N	T,M,SC	24+	
139584	Tuticorin Pearls	09/27/2019	Active(1)	68	7	21	-14	-17.07%	82	2	1		3	R	T,VP,SC	1	
	Exc Award (06/30/2020, 06/30/2023)																
147396	Tuticorin Perfect Joy	07/08/2021	Cancelled(8*)	0	0	15	-15	-100.00%	16	3	1		None		P,S,T,M,VP SC	N/A	90+ Days
116079	TUTICORIN SNOWS	02/15/2012	Active	26	6	0	6	30.00%	20		1			N	T,M,VP	5	
	Exc Award (06/30/2017, 06/30/2023)																
117806	TUTICORIN STAR	09/11/2012	Active(1)	19	0	0	0	0.00%	19		14	1	None		P,S,T,M,VP SC	19	
	Exc Award (06/30/2023)																
137769	Uchipuli Dawn	04/03/2019	Active	27	0	0	0	0.00%	34		5				S,M,VP,SC	15	
	Exc Award (06/30/2023)																
119098	VADAKKANKULAM WIND CITY	04/02/2013	Active	20	3	2	1	5.26%	19	2	1				T,M,VP,SC	15	
	Exc Award (06/30/2017, 06/30/2023)																
50307	VALLIOOR	03/16/1990	Active	67	0	4	-4	-5.63%	65	12	0				M,VP,SC	5	
	Exc Award (06/30/2023)																
82774	VALLIOOR TOWN	06/24/2004	Active	22	1	4	-3	-12.00%	25	1	0			N	M,SC	24+	
54484	VICKRAMASINGAPURAM	05/17/1993	Active	38	2	1	1	2.70%	41	4	1				P,S,M,VP,SC	24+	
	Exc Award (06/30/2019, 06/30/2020, 06/30/2023)																
153403	Vickramasingapuram Passion	01/05/2023	Active(1)	39	0	3	-3	-7.14%	37	2	2			N	S,VP	0	
26512	VIRUDHUNAGAR	10/06/1962	Active	77	7	2	5	6.94%	86	10	2			R	T,M,SC	3	\$1,218.33
	Exc Award (06/30/2017, 06/30/2019, 06/30/2020)																
60957	VIRUDHUNAGAR BUSI TOWN	06/26/1998	Active	11	0	1	-1	-8.33%	16	5	3		2	R	T,M,VP,SC	12	
	Exc Award (06/30/2020)																
135933	Virudhunagar Dawn	08/22/2018	Active	45	2	3	-1	-2.17%	52	6	2		2	N	SC	0	\$1,120.10
	Exc Award (06/30/2019, 06/30/2020)																
143198	Virudhunagar Kings	10/15/2020	Active(1)	18	3	2	1	5.88%	12	4	0				S,T,M,VP,SC	2	\$1,020.31
40829	WATRAP	01/27/1982	Active	40	0	3	-3	-6.98%	44	6	3		2	N	S,T,M,SC	5	\$1,018.27
	Exc Award (06/30/2017, 06/30/2019, 06/30/2020)																



Club Health Assessment for District 324 A through March 2025

				Status	Membership						Reports					Finance	LCIF
Club Number	Club Name	Charter Date		Current Member Count	YTD Members Added	YTD Members Dropped	YTD Net Growth	YTD Net Growth%	Member Count 12 Months Ago	Avg. length of service for dropped members	Months Since Last MMR ***	Yrs. Since Last Officer Report	President Rotation	Vice President Reported ****	Months Since Last Activity Report ***	Account Balance	Donations for current Fiscal Year
			Number of times on status quo within last two years	If below 15 members appears				If net loss is greater than 20% appears			If no report in 3 months appears in	When more than one year appears in	Number of repeat terms	Notes the officers that do not have an active	If no report at 12 months appears in red		

Clubs Cancelled Previous Fiscal Year – Clubs Cancelled within last 12 months may be reinstated

Club Number	Club Name	Charter Date	Current Status*	Cancellation Date
144796	Ramanathapuram Kings	01/07/2021	Cancelled(8*)	01/29/2024
153926	Rameswaram Passion	03/20/2023	Cancelled(8*)	12/29/2023

Current Total Clubs Count	YTD New Clubs Count	YTD Cancelled Clubs Count	YTD Net Club Gain	Current Total Members Count	YTD Add	YTD Drop	YTD Net Growth	YTD Net Growth %	Member Count 12 Months Ago	Average Member Count Per Club	% of Clubs with less than 20 members	% No MMR in 3 Months	% No Officer Report in 12 Months	% of Clubs with balance 90+ days	Number of Clubs in Status Quo	% Status Quo Clubs in Financial Suspension	Number of Cancelled Clubs	Average Cancelled Club Age	Members Lost Due to Cancellation	% of Clubs Cancelled for Non-Financial Reasons
185	17	11	6	5,771	1,030	853	177	3.16%	5,835	31	28%	43%	4%	1%	0	0%	11	5	246	-18%

* - P - Priority Club. Cancellation Reasons: 1-Objectives/conduct, 2-Non-active club, 5-Non-existing club, 6-Disbanding, 7-Merger, 8-Financial Suspension, 9-District/Multiple District Dues.

** - Abbreviation: P-President, S-Secretary, T-Treasurer, M-Member Chairperson, VP-First Vice President, MC-Communications Chairperson, SC-Service Chairperson

*** - Abbreviation: N/R - Never reported using the Lions Clubs website, N/A - Not applicable, No password registered for the Lions Clubs website.

**** - Abbreviation: N - New, IP - Immediate Past, R - Repeat.



Club Health Assessment for District 324 B through March 2025

			Status	Membership							Reports					Finance		LCIF
Club Number	Club Name	Charter Date		Current Member Count	YTD Members Added	YTD Members Dropped	YTD Net Growth	YTD Net Growth%	Member Count 12 Months Ago	Avg. length of service for dropped members	Months Since Last MMR ***	Yrs. Since Last Officer Report	President Rotation	Vice President Reported ****	Months Since Last Activity Report ***	Account Balance	Donations for current Fiscal Year	
			Number of times on status quo within last two years	If below 15 members appears				If net loss is greater than 20% appears			If no report in 3 months appears in	When more than one year appears in	Number of repeat terms	Notes the officers that do not have an active	If no report at 12 months appears in red			
Clubs less than two years old																		
176572	Aundipatty Gems	09/04/2024	Active	20	20	0	20	100.00%	0		6			T,M,VP,SC	N/R	90+ Days	\$201.26	
175084	Batlagundu West	08/01/2024	Active	21	21	0	21	100.00%	0		7			M,VP,SC	N/R	90+ Days		
172049	Devakottai Aristo	06/12/2024	Active	28	7	0	7	33.33%	0		2		2	N	M,VP,SC	7		
154463	Dindigul City	06/06/2023	Active	33	4	6	-2	-5.71%	41	1	2		3		T,M,VP,SC	19		
157440	Dindigul Democrats	03/04/2024	Active	19	1	2	-1	-5.00%	20	0	2		2	N	M,VP,SC	4		
176613	Dindigul Golden City	08/06/2024	Active	20	20	0	20	100.00%	0		7			T,M,VP,SC	N/R			
174905	Dindigul N S Nagar	07/26/2024	Active	20	20	0	20	100.00%	0		8			T,M,VP,SC	N/R			
174909	Dindigul R M Colony	08/06/2024	Active	21	21	0	21	100.00%	0		7			T,M,VP,SC	N/R	90+ Days		
157327	Karaikudi Elite	02/09/2024	Cancelled(8*)	0	3	18	-15	-100.00%	20	2	0		None	P,S,T,M,VP SC	5	90+ Days		
175791	Karaikudi Manickam	08/02/2024	Active	22	22	0	22	100.00%	0		2			T,M,VP,SC	0			
155323	Madurai Mannin Maintharkal	08/04/2023	Active	14	0	2	-2	-12.50%	20	1	0		2		T,M,VP,SC	12		90+ Days
154630	Madurai Vibe	06/06/2023	Cancelled(6*)	0	0	7	-7	-100.00%	14	3	6		None	P,S,T,M,VP SC	15			
156977	Madurai Wings	02/02/2024	Active	14	0	0	0	0.00%	20		8			T,M,VP,SC	12			
174878	Palani Diamonds	07/26/2024	Active	21	21	0	21	100.00%	0		0			S,T,M,VP,SC	5			
157870	Palani Friends	04/02/2024	Active	16	14	11	3	23.08%	0	1	0		2		M,VP,SC	0		
175793	Palani Golden Peacock	07/26/2024	Active	20	20	0	20	100.00%	0		0			T,M,VP,SC	3	90+ Days		
154699	Theni Bharat	06/16/2023	Active	34	11	3	8	30.77%	24	1	0			T,M,VP,SC	5			
179704	Theni Eagle	03/04/2025	Newly Chartered	22	22	0	22	100.00%	0		0			M,VP,SC	N/R			
175085	Theni Grand	07/26/2024	Active	32	32	0	32	100.00%	0		0			T,M,VP,SC	N/R			
174908	Theni Thanga Tamil	08/01/2024	Active	26	26	0	26	100.00%	0		2			T,M,VP,SC	N/R			
155377	Thirumangalam Galaxy	07/28/2023	Active	19	0	8	-8	-29.63%	27	1	0			T,M,VP,SC	17			
Clubs more than two years old																		
68852	ALANGANALLUR	05/22/2003	Active	21	3	1	2	10.53%	20	2	0			M,VP,SC	4			
Exc Award (06/30/2018)																		



Club Health Assessment for District 324 B through March 2025

			Status	Membership							Reports					Finance		LCIF
Club Number	Club Name	Charter Date		Current Member Count	YTD Members Added	YTD Members Dropped	YTD Net Growth	YTD Net Growth%	Member Count 12 Months Ago	Avg. length of service for dropped members	Months Since Last MMR ***	Yrs. Since Last Officer Report	President Rotation	Vice President Reported ****	Months Since Last Activity Report ***	Account Balance	Donations for current Fiscal Year	
			Number of times on status quo within last two years	If below 15 members appears				If net loss is greater than 20% appears			If no report in 3 months appears in	When more than one year appears in	Number of repeat terms	Notes the officers that do not have an active	If no report at 12 months appears in red			
58978	AYYAMPALAYAM TOWN	12/30/1996	Active	15	0	9	-9	-37.50%	25	4	3		2	P,T,M,VP,SC	24+			
62684	BATLAGUNDU BETEL CITY	01/06/2000	Active	28	5	0	5	21.74%	25		0			N	SC	0		
	Exc Award (06/30/2018, 06/30/2023)																	
135851	Batlagundu Eden Garden	07/10/2018	Active	34	0	0	0	0.00%	35		7				P,T,M,VP,SC	10		
	Exc Award (06/30/2023)																	
26470	BODINAYAKANUR	05/23/1970	Active	119	11	1	10	9.17%	114	0	0			N	M,SC	0		
	Exc Award (06/30/2016, 06/30/2018, 06/30/2020)																	
115433	BODINAYAKANUR BEST	10/31/2011	Active	24	2	3	-1	-4.00%	27	4	2				P,T,M,VP,SC	3		
	Exc Award (06/30/2022)																	
65064	BODINAYAKANUR CARDAMOM CITY	03/12/2002	Active	25	2	1	1	4.17%	30	2	0				S,T,M,VP,SC	1		
	Exc Award (06/30/2023)																	
135853	Bodinayakanur Rich	07/10/2018	Active	17	2	0	2	13.33%	27		2				P,M,VP,SC	2		
	Exc Award (06/30/2022, 06/30/2023)																	
26473	CUMBUM	01/22/1970	Active	50	12	0	12	31.58%	38		0				P,T,M,VP,SC	0		
	Exc Award (06/30/2018, 06/30/2023)																	
147098	Cumbum Emai	07/02/2021	Active	27	9	9	0	0.00%	27	3	0			R	T,VP	7		
26475	DEVAKOTTAI	12/18/1968	Active	47	12	4	8	20.51%	49	12	1				M,VP,SC	1	\$50.01	
	Exc Award (06/30/2018)																	
126868	Devakottai City	03/11/2016	Active(1)	11	1	5	-4	-26.67%	17	6	3		2		T,M,VP,SC	24+		
	Exc Award (06/30/2018)																	
123056	Devakottai Cosmos	09/03/2014	Active	74	2	0	2	2.78%	78		0			N	P,S,T,M,VP SC	0		
	Exc Award (06/30/2016, 06/30/2018, 06/30/2020)																	
109313	DEVAKOTTAI JEYAM	09/24/2010	Active	25	3	9	-6	-19.35%	40	3	0		2	N	M,SC	8		
26478	DINDIGUL	12/17/1967	Active(1)	90	149	106	43	91.49%	55	16	0			R	P,S,T,M,VP SC	11		
	Exc Award (06/30/2016, 06/30/2017, 06/30/2020)																	
55259	DINDIGUL ABIRAMI	01/28/1994	Active(1)	29	11	6	5	20.83%	26	7	0		None	N	P,S,T,M,VP SC	21		
	Exc Award (06/30/2018)																	
97196	DINDIGUL COSMOS	05/26/2006	Active	63	11	14	-3	-4.55%	89	2	1			N	S,T,VP	6		



Club Health Assessment for District 324 B through March 2025

			Status	Membership							Reports					Finance		LCIF		
Club Number	Club Name	Charter Date		Current Member Count	YTD Members Added	YTD Members Dropped	YTD Net Growth	YTD Net Growth%	Member Count 12 Months Ago	Avg. length of service for dropped members	Months Since Last MMR ***	Yrs. Since Last Officer Report	President Rotation	Vice President Reported ****	Months Since Last Activity Report ***	Account Balance	Donations for current Fiscal Year			
			Number of times on status quo within last two years	If below 15 members appears					If net loss is greater than 20% appears					If no report in 3 months appears in	When more than one year appears in	Number of repeat terms	Notes the officers that do not have an active	If no report at 12 months appears in red		
Exc Award (06/30/2017, 06/30/2018, 06/30/2020)			90+ Days	Active	36	14	4	10	38.46%	26	2	0		R	13					
56112 DINDIGUL DIAMOND 09/27/1994																				
Exc Award (06/30/2017, 06/30/2023, 06/30/2024)				Active	25	1	2	-1	-3.85%	26	2	0		N	S,M,VP,SC	0				
152147 Dindigul Friends 08/11/2022																				
Exc Award (06/30/2024)				Active	56	9	3	6	12.00%	56	2	0		N	M,SC	2				
84238 DINDIGUL GEM 10/26/2004																				
Exc Award (06/30/2016, 06/30/2017, 06/30/2020)				Cancelled(8*)	0	0	37	-37	-100.00%	37	3	3	1	None	P,S,T,M,VP,SC	N/A				
138539 Dindigul GTN Arts College Campus 06/20/2019				Active	37	6	0	6	19.35%	35		0			M,VP,SC	16				
111438 DINDIGUL JYOTHI 06/21/2011																				
Exc Award (06/30/2017, 06/30/2018, 06/30/2020)				Active	36	5	3	2	5.88%	33	5	0		N	P,S,M,VP	8				
119720 Dindigul Majestic 06/24/2013																				
Exc Award (06/30/2016, 06/30/2017, 06/30/2020)				Active	68	0	0	0	0.00%	62		1		N		2				
138774 Dindigul Mass 07/23/2019																				
Exc Award (06/30/2020, 06/30/2021, 06/30/2024)				Active	25	4	0	4	19.05%	21		0		N	P,S,M,VP,SC	0				
50675 DINDIGUL METRO 06/01/1990																				
Exc Award (06/30/2017, 06/30/2022, 06/30/2024)				Active	54	6	7	-1	-1.82%	55	5	0			T,M,VP,SC	4				
125746 Dindigul Mother Teresa 09/28/2015																				
Exc Award (06/30/2022, 06/30/2024)				Active	19	0	0	0	0.00%	19		13			S,M,VP,SC	20				
108404 DINDIGUL RAINBOW 05/21/2010																				
Exc Award (06/30/2017, 06/30/2022, 06/30/2024)				Active(2)	30	3	0	3	11.11%	23		0			M,VP,SC	N/A				
138492 Dindigul Rethinam 06/10/2019			Active	160	96	5	91	131.88%	69	13	2			P,S,M,VP,SC	8					
40955 DINDIGUL ROCK FORT 02/23/1982																				
Exc Award (06/30/2016, 06/30/2017, 06/30/2020)			Active	68	14	6	8	13.33%	53	6	2			T,VP	4					
125591 Dindigul Udhayam 09/09/2015																				
Exc Award (06/30/2017, 06/30/2024)			Active	17	2	0	2	13.33%	16		0		3	P,T,M,VP,SC	20					
84073 ELUMALAI 08/31/2004																				
Exc Award (06/30/2017)			Active	24	0	1	-1	-4.00%	25	17	0			S,M,VP,SC	0					
102431 ILAYANGUDI CITY 06/13/2008																				
Exc Award (06/30/2018, 06/30/2022)																				



Club Health Assessment for District 324 B through March 2025

			Status	Membership							Reports					Finance		LCIF
Club Number	Club Name	Charter Date		Current Member Count	YTD Members Added	YTD Members Dropped	YTD Net Growth	YTD Net Growth%	Member Count 12 Months Ago	Avg. length of service for dropped members	Months Since Last MMR ***	Yrs. Since Last Officer Report	President Rotation	Vice President Reported ****	Months Since Last Activity Report ***	Account Balance	Donations for current Fiscal Year	
			Number of times on status quo within last two years	If below 15 members appears					If net loss is greater than 20% appears			If no report in 3 months appears in	When more than one year appears in	Number of repeat terms	Notes the officers that do not have an active	If no report at 12 months appears in red		
64674	KALAYARKOIL	09/11/2001	Active	47	0	0	0	0.00%	48		0				S,T,M,VP,SC	4		
Exc Award (06/30/2017, 06/30/2023)																		
123371	Kalayarkoil Supreme	10/16/2014	Active	16	0	2	-2	-11.11%	17	6	3				T,M,VP,SC	4		
Exc Award (06/30/2016, 06/30/2018)																		
26482	KARAIKUDI	03/28/1967	Active	175	9	1	8	4.79%	174	4	1			N	M,VP	2		
Exc Award (06/30/2017, 06/30/2018, 06/30/2020)																		
54710	KARAIKUDI ALAGAPPAPURAM	06/29/1993	Active	43	5	3	2	4.88%	40	1	0				VP	0		
Exc Award (06/30/2017, 06/30/2024)																		
111293	KARAIKUDI CITY	06/08/2011	Active	37	7	1	6	19.35%	31	12	1				M,VP,SC	0	90+ Days	
Exc Award (06/30/2018)																		
146040	Karaikudi Cosmopolitan	06/03/2021	Active	19	5	0	5	35.71%	25		8				P,S,T,M,VP SC	19		
Exc Award (06/30/2023)																		
56404	KARAIKUDI COSMOS	01/03/1995	Active	110	13	0	13	13.40%	191		0			N	T,M,SC	0		
Exc Award (06/30/2017, 06/30/2022)																		
131808	Karaikudi Dr Alagappan Science City	07/05/2017	Active	26	6	1	5	23.81%	20	2	0				P,M,VP,SC	8		
147363	Karaikudi Nilavu	07/05/2021	Cancelled(8*)	0	0	12	-12	-100.00%	19	3	6			None	P,S,T,M,VP SC	21	90+ Days	
Exc Award (06/30/2023)																		
132362	Karaikudi Oviyam	08/29/2017	Active	13	8	2	6	85.71%	7	7	0				S,T,M,VP,SC	1		
111014	KARAIKUDI SAKTHI	05/05/2011	Active	10	0	0	0	0.00%	10		0			2	T,M,VP,SC	3		
Exc Award (06/30/2017, 06/30/2018)																		
129417	Karaikudi Science City	11/18/2016	Active	10	0	2	-2	-16.67%	14	7	5				T,M,VP,SC	7	90+ Days	
Exc Award (06/30/2018)																		
56439	KARAIKUDI SELECT	01/16/1995	Active	44	10	0	10	29.41%	35		2			N	T,M,SC	5		
Exc Award (06/30/2017, 06/30/2023)																		
135388	Karaikudi Stars	07/09/2018	Active	14	7	0	7	100.00%	9		2			2	S,T,M,VP,SC	0		
Exc Award (06/30/2023)																		
110418	KARAIKUDI SUN	03/01/2011	Active	10	0	0	0	0.00%	11		9			2	N	P,S,T,M	19	
60371	KARAIKUDI SUPREME	02/16/1998	Active	20	5	0	5	33.33%	20		0			2	S,M,VP,SC	3		



Club Health Assessment for District 324 B through March 2025

			Status	Membership							Reports					Finance		LCIF
Club Number	Club Name	Charter Date		Current Member Count	YTD Members Added	YTD Members Dropped	YTD Net Growth	YTD Net Growth%	Member Count 12 Months Ago	Avg. length of service for dropped members	Months Since Last MMR ***	Yrs. Since Last Officer Report	President Rotation	Vice President Reported ****	Months Since Last Activity Report ***	Account Balance	Donations for current Fiscal Year	
			Number of times on status quo within last two years	If below 15 members appears				If net loss is greater than 20% appears			If no report in 3 months appears in	When more than one year appears in	Number of repeat terms	Notes the officers that do not have an active	If no report at 12 months appears in red			
131628	Karaikudi Town	07/04/2017	Cancelled(8*)	0	0	19	-19	-100.00%	22	8	0		None	P,S,T,M,VP SC	21	90+ Days		
138660	Karaikudi Vetri	06/21/2019	Active	31	5	0	5	19.23%	43		0		2	T,M,VP,SC	1			
	Exc Award (06/30/2022, 06/30/2023)																	
115350	KODAIKANAL KURINJI	10/20/2011	Active	31	5	0	5	19.23%	26		8			N S,T,VP	7			
	Exc Award (06/30/2017)																	
104354	KODAIKANAL SUN	01/12/2009	Active	48	0	0	0	0.00%	50		10			R S,T,VP	0			
	Exc Award (06/30/2018, 06/30/2023)																	
58986	KODAIKANAL TOWN	12/18/1996	Active(1)	9	0	0	0	0.00%	9		0		4	S,T,M,VP,SC	24+			
	Exc Award (06/30/2016, 06/30/2018)																	
102987	KOTTAIYUR SRIRAMNAGAR	06/23/2008	Active	20	2	0	2	11.11%	20		0			M,VP,SC	5		\$30.00	
153429	Madagupatty Cosmos	03/09/2023	Active	18	0	0	0	0.00%	25		4			P,S,T,M,VP SC	11			
103665	MADURAI AANANTHAM	09/16/2008	Active	24	4	3	1	4.35%	24	11	0			R T,M,VP,SC	0			
	Exc Award (06/30/2017, 06/30/2018)																	
147366	Madurai Aadhi	07/04/2021	Active	22	1	1	0	0.00%	26	1	0			N P,T,SC	2			
102410	MADURAI AAKASH	06/13/2008	Active	15	0	0	0	0.00%	15		11			N P,T	7			
	Exc Award (06/30/2017)																	
98286	MADURAI AALAYAM	01/15/2007	Cancelled(8*)	0	0	15	-15	-100.00%	15	7	9		None	P,S,T,M,VP SC	19	90+ Days		
51912	MADURAI ABIRAMI	07/02/1991	Active	21	1	0	1	5.00%	26		4			M,VP	5			
144434	Madurai Adventurers	12/30/2020	Active(1)	19	0	0	0	0.00%	19		0		2	P,M,VP,SC	15			
	Exc Award (06/30/2023)																	
108463	MADURAI ALAGAR	05/25/2010	Active	14	1	0	1	7.69%	17		1			P,M,VP,SC	4			
	Exc Award (06/30/2018)																	
46905	MADURAI ALAVAI	01/22/1987	Active	18	0	2	-2	-10.00%	22	2	3			P,S,T,M,VP SC	20			
	Exc Award (06/30/2017)																	
57859	MADURAI ALL-WIN	02/12/1996	Active	19	0	0	0	0.00%	20		9			N S,T,M,SC	14			
	Exc Award (06/30/2017, 06/30/2018, 06/30/2020)																	
135386	Madurai Amaze	07/09/2018	Active	28	6	1	5	21.74%	24	1	2			R S,T,M,VP,SC	19			
	Exc Award (06/30/2022, 06/30/2023)																	



Club Health Assessment for District 324 B through March 2025

			Status	Membership							Reports					Finance		LCIF
Club Number	Club Name	Charter Date		Current Member Count	YTD Members Added	YTD Members Dropped	YTD Net Growth	YTD Net Growth%	Member Count 12 Months Ago	Avg. length of service for dropped members	Months Since Last MMR ***	Yrs. Since Last Officer Report	President Rotation	Vice President Reported ****	Months Since Last Activity Report ***	Account Balance	Donations for current Fiscal Year	
			Number of times on status quo within last two years	If below 15 members appears					If net loss is greater than 20% appears			If no report in 3 months appears in	When more than one year appears in	Number of repeat terms	Notes the officers that do not have an active	If no report at 12 months appears in red		
126851	Madurai Anbalayam	03/11/2016	Active	27	9	0	9	50.00%	26		0		None	N	P,M,SC	4	90+ Days	
Exc Award (06/30/2022)																		
96840	MADURAI ANNAI	04/04/2006	Active	19	5	0	5	35.71%	14		8				P,T,M,VP,SC	0		
Exc Award (06/30/2016, 06/30/2017, 06/30/2018)																		
135426	Madurai Aram	07/16/2018	Active	30	5	0	5	20.00%	30		8				S,T,M,VP,SC	0	90+ Days	
Exc Award (06/30/2021, 06/30/2022)																		
51101	MADURAI ARISTO	12/04/1990	Active	44	2	0	2	4.76%	42		0				P,M,VP,SC	8		
Exc Award (06/30/2017, 06/30/2021)																		
125378	Madurai Athens	08/12/2015	Active	14	2	11	-9	-39.13%	23	3	1		2		T,M,VP,SC	16	90+ Days	
Exc Award (06/30/2017)																		
123954	Madurai Best	01/20/2015	Cancelled(8*)	0	0	9	-9	-100.00%	10	8	10		None		P,S,T,M,VP,SC	20		
Exc Award (06/30/2018)																		
147484	Madurai Best Friends	07/07/2021	Active	30	1	6	-5	-14.29%	35	3	0			N	SC	2	90+ Days	
Exc Award (06/30/2022)																		
129756	Madurai Centennial	01/30/2017	Active	16	0	0	0	0.00%	15		0				M,VP,SC	17		
Exc Award (06/01/2018)																		
35880	MADURAI CENTRAL	06/12/1978	Active	16	2	4	-2	-11.11%	18	16	0				M,VP,SC	6	90+ Days	
Exc Award (06/30/2017, 06/30/2018)																		
26490	MADURAI CITY	01/13/1966	Active	120	5	6	-1	-0.83%	130	17	0			N	T,SC	0		
Exc Award (06/30/2018, 06/30/2022, 06/30/2023)																		
48897	MADURAI COSMOS	09/12/1988	Active	71	5	0	5	7.58%	86		4				M,VP,SC	2	90+ Days	
Exc Award (06/30/2016, 06/30/2017, 06/30/2018)																		
106572	MADURAI DUKE	09/10/2009	Active	25	8	0	8	47.06%	16		0				M,VP,SC	20		
Exc Award (06/30/2017)																		
53988	MADURAI EAST	01/18/1993	Active	25	4	1	3	13.64%	20	0	0				P,M,VP,SC	1	90+ Days	
Exc Award (06/30/2016, 06/30/2017)																		
55260	MADURAI ECHO	01/28/1994	Active(2)	16	0	0	0	0.00%	16		9			N	T,M,VP,SC	18		
Exc Award (06/30/2018, 06/30/2023)																		
84636	MADURAI ELITE	01/03/2005	Active	44	6	1	5	12.82%	39	18	0				S,T,M,VP,SC	4		



Club Health Assessment for District 324 B through March 2025

			Status	Membership							Reports					Finance		LCIF		
Club Number	Club Name	Charter Date		Current Member Count	YTD Members Added	YTD Members Dropped	YTD Net Growth	YTD Net Growth%	Member Count 12 Months Ago	Avg. length of service for dropped members	Months Since Last MMR ***	Yrs. Since Last Officer Report	President Rotation	Vice President Reported ****	Months Since Last Activity Report ***	Account Balance	Donations for current Fiscal Year			
			Number of times on status quo within last two years	If below 15 members appears					If net loss is greater than 20% appears					If no report in 3 months appears in	When more than one year appears in	Number of repeat terms	Notes the officers that do not have an active	If no report at 12 months appears in red		
Exc Award (06/30/2016, 06/30/2017)																				
126878	Madurai Friends	03/11/2016	Active	16	5	7	-2	-11.11%	16	3	0				S,M,VP,SC	5			\$179.69	
Exc Award (06/30/2020, 06/30/2021, 06/30/2022)																				
55775	MADURAI GEM	05/31/1994	Active	35	5	0	5	16.67%	30		8		2	N	T,SC	2				
Exc Award (06/30/2017, 06/30/2018, 06/30/2019)																				
101805	MADURAI GOLDEN JUBILEE	05/14/2008	Active	31	5	0	5	19.23%	42		8			N	S,VP,SC	3			\$299.49	
Exc Award (06/30/2022, 06/30/2023)																				
123579	Madurai Green City	11/10/2014	Cancelled(8*)	0	0	31	-31	-100.00%	31	9	16		None		P,S,T,M,VP SC	24+	90+ Days			
Exc Award (06/30/2016, 06/30/2018)																				
109544	MADURAI HAPPY	10/26/2010	Active	13	0	0	0	0.00%	13		6				T,M,VP,SC	16				
Exc Award (06/30/2017)																				
26489	MADURAI HOST	04/28/1958	Active	48	1	0	1	2.13%	52		4			N	T,VP,SC	2				
Exc Award (06/30/2016, 06/30/2017, 06/30/2018)																				
104934	MADURAI JEYAM	03/06/2009	Active(1)	7	0	1	-1	-12.50%	11	16	0				M,VP,SC	19				
Exc Award (06/30/2016)																				
56516	MADURAI K K NAGAR	02/06/1995	Active	27	5	0	5	22.73%	22		8				S,T,M,VP,SC	20			\$179.69	
Exc Award (06/30/2017)																				
143686	Madurai Kurinji Malar	12/03/2020	Active	17	2	3	-1	-5.56%	29	3	2			N	T,M,VP,SC	7				
Exc Award (06/30/2022)																				
49424	MADURAI KURUNJI	04/30/1989	Active(1)	14	0	0	0	0.00%	18		0		2		T,M,VP,SC	20				
Exc Award (06/30/2017, 06/30/2018)																				
132088	Madurai Magudam	07/04/2017	Active	10	0	0	0	0.00%	10		11				M,VP,SC	24+				
51102	MADURAI MAJESTIC	12/04/1990	Active	15	0	0	0	0.00%	17		9		2	N	S,M,VP	16				
Exc Award (06/30/2016)																				
42723	MADURAI MALLIGAI	05/26/1983	Active	22	2	0	2	10.00%	24		8			IP	M,VP,SC	1				
Exc Award (06/30/2017, 06/30/2022)																				
55033	MADURAI MANNAR	11/05/1993	Active	34	3	0	3	9.68%	31		0				M,VP,SC	0				
Exc Award (06/30/2023)																				
122982	Madurai Melvin	08/21/2014	Active	7	0	2	-2	-22.22%	11	8	3				M,VP,SC	24				



Club Health Assessment for District 324 B through March 2025

			Status	Membership							Reports					Finance		LCIF
Club Number	Club Name	Charter Date		Current Member Count	YTD Members Added	YTD Members Dropped	YTD Net Growth	YTD Net Growth%	Member Count 12 Months Ago	Avg. length of service for dropped members	Months Since Last MMR ***	Yrs. Since Last Officer Report	President Rotation	Vice President Reported ****	Months Since Last Activity Report ***	Account Balance	Donations for current Fiscal Year	
			Number of times on status quo within last two years	If below 15 members appears				If net loss is greater than 20% appears			If no report in 3 months appears in	When more than one year appears in	Number of repeat terms	Notes the officers that do not have an active	If no report at 12 months appears in red			
45968	MADURAI METRO	03/19/1986	Active	20	1	3	-2	-9.09%	19	3	0			N	VP,SC	2		
	Exc Award (06/30/2017, 06/30/2022)																	
54421	MADURAI NAVJEEVAN	05/03/1993	Active	23	2	2	0	0.00%	43	10	0			N	S,VP,SC	0		
	Exc Award (06/30/2016, 06/30/2017, 06/30/2022)																	
50233	MADURAI NORTH	02/22/1990	Active	20	0	0	0	0.00%	20		0			R	S,M,VP	18		
	Exc Award (06/30/2017)																	
42621	MADURAI PALACE	04/07/1983	Active	20	1	0	1	5.26%	21		5				M,VP,SC	5		
	Exc Award (06/30/2016, 06/30/2017, 06/30/2022)																	
41767	MADURAI PANDYAN	07/27/1982	Active	25	0	1	-1	-3.85%	26	36	5			N	P,S,VP	2		
	Exc Award (06/30/2017, 06/30/2023)																	
146150	Madurai Park Town	06/03/2021	Active	4	0	0	0	0.00%	11		9				T,M,VP,SC	16		
131414	Madurai Penny Cuick	06/17/2017	Active	34	3	0	3	9.68%	28		1			N	SC	10		
	Exc Award (06/30/2023, 06/30/2024)																	
147367	Madurai Phoenix	07/05/2021	Active	47	12	3	9	23.68%	36	2	2		2	N	T,M,SC	3		
	Exc Award (06/30/2022, 06/30/2023)																	
123594	Madurai Royal Emperors	11/11/2014	Active	21	2	7	-5	-19.23%	28	6	3			N	M,VP	5		
	Exc Award (06/30/2017, 06/30/2021, 06/30/2022)																	
151284	Madurai Royal Kings	06/19/2022	Active	11	0	0	0	0.00%	17		5				M,VP,SC	9		
118883	MADURAI SANGAMAM	03/06/2013	Active(1)	15	6	9	-3	-16.67%	34	2	1				P,T,M,VP,SC	17	\$179.69	
	Exc Award (06/30/2017)																	
139901	Madurai Senthamil	09/23/2019	Active	12	0	0	0	0.00%	12		0			N	S,T,M,VP,SC	0		
	Exc Award (06/30/2021)																	
56282	MADURAI SEVEN HILLS	11/28/1994	Active	50	14	0	14	38.89%	34		0			N	VP	0	\$359.39	
	Exc Award (06/30/2017)																	
147467	Madurai Smart City	07/06/2021	Active	9	2	3	-1	-10.00%	11	2	0				P,S,M,VP,SC	0		
143882	Madurai Subramaniapuram	12/28/2020	Active(1)	11	1	3	-2	-15.38%	16	3	0				M,VP,SC	3		
106401	MADURAI SUCCESS	08/26/2009	Active	24	0	7	-7	-22.58%	32	5	3				S,T,M,VP,SC	7		
	Exc Award (06/30/2017, 06/30/2021)																	



Club Health Assessment for District 324 B through March 2025

			Status	Membership							Reports					Finance		LCIF
Club Number	Club Name	Charter Date		Current Member Count	YTD Members Added	YTD Members Dropped	YTD Net Growth	YTD Net Growth%	Member Count 12 Months Ago	Avg. length of service for dropped members	Months Since Last MMR ***	Yrs. Since Last Officer Report	President Rotation	Vice President Reported ****	Months Since Last Activity Report ***	Account Balance	Donations for current Fiscal Year	
			Number of times on status quo within last two years	If below 15 members appears				If net loss is greater than 20% appears			If no report in 3 months appears in	When more than one year appears in	Number of repeat terms	Notes the officers that do not have an active	If no report at 12 months appears in red			
106343	MADURAI SUN	08/24/2009	Active(1)	17	0	0	0	0.00%	17		0			T,M,VP,SC	20			
	Exc Award (06/30/2017)																	
67125	MADURAI THAMIL	01/28/2003	Active(1)	12	0	5	-5	-29.41%	17	3	1		3	S,M,VP,SC	2			
	Exc Award (06/30/2017, 06/30/2018)																	
147802	Madurai The Honest	08/24/2021	Active	20	3	0	3	17.65%	18		0			N P,SC	8			
59052	MADURAI THENDRAL	01/27/1997	Active	70	9	2	7	11.11%	64	3	1			M,VP,SC	3		\$900.00	
	Exc Award (06/30/2018, 06/30/2022, 06/30/2023)																	
125379	Madurai Thirunagar Best	09/23/2015	Active	17	0	0	0	0.00%	17		0			S,T,M,VP,SC	15			
	Exc Award (06/30/2017)																	
41090	MADURAI VAIGAI	03/08/1982	Active	46	4	2	2	4.55%	54	1	0			N M,SC	1			
	Exc Award (06/30/2016, 06/30/2017, 06/30/2018)																	
63616	MADURAI VAIGAI VADAKARAI	10/09/2000	Active	15	0	1	-1	-6.25%	17	23	0		2	S,T,M,VP,SC	8			
	Exc Award (06/30/2016, 06/30/2017)																	
52836	MADURAI VANTAGE	04/01/1992	Active	28	5	0	5	21.74%	30		0			P,M,VP,SC	3			
	Exc Award (06/30/2016, 06/30/2018, 06/30/2023)																	
65227	MADURAI VICTORY	04/15/2002	Active	21	1	7	-6	-22.22%	27	8	0			S,T,M,VP,SC	17			
	Exc Award (06/30/2016, 06/30/2017)																	
124235	Madurai Villapuram Pudhu Nagar	03/02/2015	Active	20	6	6	0	0.00%	19	6	0			M,VP,SC	7			
	Exc Award (06/30/2017, 06/30/2018)																	
151143	Madurai Vivegam	06/17/2022	Active	40	8	0	8	25.00%	32		1			T,M,VP,SC	5		\$100.00	
	Exc Award (06/30/2024)																	
64186	MANAMADURAI VAIRAM	04/18/2001	Active	47	5	7	-2	-4.08%	49	6	0			S,T,M,VP,SC	3			
	Exc Award (06/30/2017, 06/30/2023)																	
118967	MARAVAMANGALAM	03/22/2013	Active	21	0	0	0	0.00%	25		9			T,M,VP,SC	20			
	Exc Award (06/30/2017, 06/30/2018, 06/30/2023)																	
122992	Melur Dynamic	08/22/2014	Active	14	0	4	-4	-22.22%	26	11	0			S,M,VP,SC	24+			
55104	MELUR SUPREME	12/07/1993	Active	223	0	16	-16	-6.69%	244	6	0		R	M,SC	2			
	Exc Award (06/30/2017, 06/30/2018, 06/30/2023)																	



Club Health Assessment for District 324 B through March 2025

			Status	Membership							Reports					Finance		LCIF
Club Number	Club Name	Charter Date		Current Member Count	YTD Members Added	YTD Members Dropped	YTD Net Growth	YTD Net Growth%	Member Count 12 Months Ago	Avg. length of service for dropped members	Months Since Last MMR ***	Yrs. Since Last Officer Report	President Rotation	Vice President Reported ****	Months Since Last Activity Report ***	Account Balance	Donations for current Fiscal Year	
			Number of times on status quo within last two years	If below 15 members appears				If net loss is greater than 20% appears			If no report in 3 months appears in	When more than one year appears in	Number of repeat terms	Notes the officers that do not have an active	If no report at 12 months red			
101614	NAGAMALAI PUDUKOTTAI	03/27/2008	Active	20	0	0	0	0.00%	20		0			T,M,VP,SC	7			
Exc Award (06/30/2017)																		
147365	Natham City	07/05/2021	Active	37	5	0	5	15.63%	30		0			N	M,SC	8		
49144	NEIKARAPATTI	01/09/1989	Active	63	10	0	10	18.87%	47		1			R	S,T,VP	3		
Exc Award (06/30/2018)																		
60373	NILAKKOTTAI FLOWER CITY	02/16/1998	Active	17	0	1	-1	-5.56%	21	9	0		2	N	P,S,M,VP,SC	15		
124296	Nilakkottai Malligai	03/09/2015	Active	8	0	0	0	0.00%	8		0				S,T,M,VP,SC	24+		
26494	ODDANCHATRAM	12/21/1971	Active	27	0	0	0	0.00%	28		0			R	S,SC	7		
Exc Award (06/30/2022)																		
26495	PALANI	06/20/1964	Active	33	8	8	0	0.00%	33	15	0				S,M,VP,SC	0		
Exc Award (06/30/2016, 06/30/2017, 06/30/2018)																		
140952	Palani Doctor Piramanayagam	02/24/2020	Active	52	7	2	5	10.64%	51	3	0				S,M,VP,SC	2		
110131	PALANI GOLDEN TEMPLE CITY	01/27/2011	Active	26	1	0	1	4.00%	25		8		2		T,M,VP,SC	17		
Exc Award (06/30/2016)																		
132504	Palani Good Lions	09/27/2017	Active(1)	16	0	0	0	0.00%	16		9				P,M,VP,SC	19		
108154	PALANI MALAIKOIL	04/21/2010	Active	40	11	15	-4	-9.09%	45	5	0			N	S,T,M,VP,SC	8		
Exc Award (06/30/2017)																		
65028	PALANI ROYAL CITY	02/27/2002	Active	21	4	0	4	23.53%	17		0				S,T,M,VP,SC	0		
147312	Palani Sigaram	07/04/2021	Active(1)	21	0	0	0	0.00%	21		0		2		S,T,M,VP,SC	22	90+ Days	
139219	Palani Thanga Ratham	07/24/2019	Active	41	9	0	9	28.13%	34		0			N	M	0		
Exc Award (06/30/2022)																		
151243	Palani Town	06/17/2022	Active	26	2	0	2	8.33%	25		2				P,S,M,VP,SC	2		
65015	PALLATHUR	02/27/2002	Active	21	0	0	0	0.00%	23		0			N	P,S,T	12		
Exc Award (06/30/2017)																		
100259	PATTIVEERANPATTI PLANTATION CITY	09/20/2007	Active	32	2	5	-3	-8.57%	33	5	0			N	T,M	24+		
Exc Award (06/30/2017)																		
55399	PERAIYUR SANDAL CITY	03/11/1994	Cancelled(8*)	0	0	13	-13	-100.00%	13	11	3		None		P,S,T,M,VP SC	19	90+ Days	



Club Health Assessment for District 324 B through March 2025

			Status	Membership							Reports					Finance	LCIF
Club Number	Club Name	Charter Date		Current Member Count	YTD Members Added	YTD Members Dropped	YTD Net Growth	YTD Net Growth%	Member Count 12 Months Ago	Avg. length of service for dropped members	Months Since Last MMR ***	Yrs. Since Last Officer Report	President Rotation	Vice President Reported ****	Months Since Last Activity Report ***	Account Balance	Donations for current Fiscal Year
			Number of times on status quo within last two years	If below 15 members appears				If net loss is greater than 20% appears			If no report in 3 months appears in	When more than one year appears in	Number of repeat terms	Notes the officers that do not have an active	If no report at 12 months appears in red		
Exc Award (06/30/2017)																	
147741	Periyakulam City	08/30/2021	Cancelled(8*)	0	0	2	-2	-100.00%	16	3	8	1	None	P,S,T,M,VP SC	20	90+ Days	
52145	PERIYAKULAM MANGO CITY	11/07/1991	Active	48	8	0	8	20.00%	44		0			T,M,VP,SC	1		
Exc Award (06/30/2016, 06/30/2022, 06/30/20)																	
138559	Periyakulam Royal	06/20/2019	Active	27	6	3	3	12.50%	27	2	0		R	S,SC	0		
39653	SHOLVANDAN	03/26/1981	Active	44	5	0	5	12.82%	43		0			P,M,VP,SC	2		
Exc Award (06/30/2017, 06/30/2018, 06/30/20)																	
101779	SINGAMPUNARI SEVUGA	05/14/2008	Active(1)	25	0	0	0	0.00%	25		0			M,VP,SC	20		
Exc Award (06/30/2016, 06/30/2017, 06/30/20)																	
26503	SIVAGANGA	09/08/1971	Active	50	8	1	7	16.28%	45	8	0			S,T,M,VP,SC	0		
Exc Award (06/30/2017, 06/30/2023)																	
65219	SIVAGANGAI COSMOS	04/15/2002	Active(2)	33	3	9	-6	-15.38%	30	6	0			S,T,M,VP,SC	5		
Exc Award (06/30/2017, 06/30/2018, 06/30/20)																	
111099	SIVAGANGAI SUPREME	06/16/2011	Active	33	1	0	1	3.13%	32		3			T,M,VP,SC	16		
Exc Award (06/30/2016, 06/30/2017, 06/30/20)																	
123994	Theni Honey	01/23/2015	Active	38	9	2	7	22.58%	36	5	0		N	S,M,VP,SC	1		
Exc Award (06/30/2016, 06/30/2017, 06/30/20)																	
78099	THENI MULLAI	01/22/2004	Active	47	6	1	5	11.90%	47	3	2			S,T,M,VP,SC	6		
Exc Award (06/30/2017, 06/30/2022, 06/30/20)																	
123996	Theni Royal	01/23/2015	Active	118	14	0	14	13.46%	127		2			P,M,VP,SC	15		
Exc Award (06/30/2017, 06/30/2022)																	
125850	Theni Silver Jubilee	10/19/2015	Active	49	17	10	7	16.67%	47	5	1			M,VP,SC	0		
Exc Award (06/30/2017, 06/30/2022)																	
104460	THENI THENDRAL	01/19/2009	Active	34	7	0	7	25.93%	28		0			M,VP,SC	5		
Exc Award (06/30/2017, 06/30/2018, 06/30/20)																	
56285	THENI VAIGAI	11/28/1994	Active	135	10	6	4	3.05%	132	6	0		N	M,VP,SC	0		
Exc Award (06/30/2017, 06/30/2018, 06/30/20)																	
147483	Thevaram	08/23/2021	Active(1)	38	6	0	6	18.75%	29		2			P,T,M,VP,SC	13	90+ Days	
151453	Thevaram Imayam	06/22/2022	Active	30	4	2	2	7.14%	28	4	0		N	P,T,M,VP	0		



Club Health Assessment for District 324 B through March 2025

			Status	Membership							Reports					Finance	LCIF	
Club Number	Club Name	Charter Date		Current Member Count	YTD Members Added	YTD Members Dropped	YTD Net Growth	YTD Net Growth%	Member Count 12 Months Ago	Avg. length of service for dropped members	Months Since Last MMR ***	Yrs. Since Last Officer Report	President Rotation	Vice President Reported ****	Months Since Last Activity Report ***	Account Balance	Donations for current Fiscal Year	
			Number of times on status quo within last two years	If below 15 members appears					If net loss is greater than 20% appears			If no report in 3 months appears in	When more than one year appears in	Number of repeat terms	Notes the officers that do not have an active	If no report at 12 months appears in red		
Exc Award (06/30/2023)																		
54174	THIRUMANGALAM CITY	03/01/1993	Active(1)	33	5	0	5	17.86%	28		8			N	T,VP,SC	20		
Exc Award (06/30/2017, 06/30/2023)																		
143264	Thirumangalam Jayam	10/16/2020	Active	25	0	7	-7	-21.88%	32	3	7			N	S,M,SC	16		
129270	Thirumangalam Rose	11/14/2016	Active	22	5	0	5	29.41%	27		8				P,S,T,M,VP SC	5		
125383	Thirumangalam Supreme	09/10/2015	Active	39	6	5	1	2.63%	38	7	0				S,T,M,VP,SC	19		
143877	Thirumangalam Thendral	12/30/2020	Active(2)	21	0	0	0	0.00%	21		9				P,M,VP,SC	24+		
137168	Thirunagar Pasumai	01/07/2019	Cancelled(8*)	0	0	15	-15	-100.00%	15	5	2		None		P,S,T,M,VP SC	8	90+ Days	
108424	TIRUMANGALAM AANDANDAM	05/21/2010	Active	34	0	0	0	0.00%	34		3			N	S,M,VP,SC	11		
Exc Award (06/30/2016, 06/30/2019, 06/30/20)																		
50083	TIRUNAGAR TOWN	12/30/1989	Active	41	3	1	2	5.13%	39	19	0			N	S,T	0		\$53.91
Exc Award (06/30/2017, 06/30/2019, 06/30/20)																		
46675	TIRUPATTUR ARUMUGANAGAR	11/03/1986	Active	56	5	0	5	9.80%	65		8				M,VP,SC	4		
Exc Award (06/30/2016, 06/30/2017, 06/30/20)																		
50912	USILAMPATTI CITY	08/13/1990	Active	39	3	1	2	5.41%	37	34	0				M,VP,SC	19		
Exc Award (06/30/2017)																		
55379	VADIPATTY TOWN	03/02/1994	Active(1)	34	1	0	1	3.03%	35		0			N	P,VP,SC	18		
Exc Award (06/30/2016, 06/30/2018, 06/30/20)																		
39380	VEDASANDUR	01/26/1981	Active	28	2	5	-3	-9.68%	31	5	0				S,T,M,VP,SC	14		
Exc Award (06/30/2023)																		

Clubs Cancelled Previous Fiscal Year – Clubs Cancelled within last 12 months may be reinstated

Club Number	Club Name	Charter Date	Current Status*	Cancellation Date
154882	Karaikudi Aram	06/21/2023	Cancelled(8*)	06/29/2024
147678	Karaikudi Sun City	08/04/2021	Cancelled(8*)	08/29/2023
124505	Madurai Fatima Michael College of Engg and Tech	03/31/2015	Cancelled(8*)	02/29/2024
102412	MADURAI MOTHER THERESA	06/13/2008	Cancelled(6*)	07/29/2023



Club Health Assessment for District 324 B through March 2025

Club NumberClub NameCharter Date			Status	Membership								Reports					Finance		LCIF	
				Current Member Count	YTD Members Added	YTD Members Dropped	YTD Net Growth	YTD Net Growth%	Member Count 12 Months Ago	Avg. length of service for dropped members	Months Since Last MMR ***	Yrs. Since Last Officer Report	President Rotation	Vice President Reported ****	Months Since Last Activity Report ***	Account Balance	Donations for current Fiscal Year			
			Number of times on status quo within last two years	If below 15 members appears			If net loss is greater than 20% appears			If no report in 3 months appears in			When more than one year appears in	Number of repeat terms	Notes the officers that do not have an active		If no report at 12 months appears in red			
49259	MADURAI TEMPLE CITY	02/27/1989	Cancelled(6*)	07/29/2023																
154896	Palani Adivaram	06/22/2023	Cancelled(8*)	12/29/2023																
151343	Palani Royal Super Kings	06/20/2022	Cancelled(8*)	12/29/2023																
125286	Salaigramam Lucky Stars	08/10/2015	Cancelled(8*)	12/29/2023																
Current Total Clubs Count	YTD New Clubs Count	YTD Cancelled Clubs Count	YTD Net Club Gain	Current Total Members Count	YTD Add	YTD Drop	YTD Net Growth	YTD Net Growth %	Member Count 12 Months Ago	Average Member Count Per Club	% of Clubs with less than 20 members	% No MMR in 3 Months	% No Officer Report in 12 Months	% of Clubs with balance 90+ days	Number of Clubs in Status Quo	% Status Quo Clubs in Financial Suspension	Number of Cancelled Clubs	Average Cancelled Club Age	Members Lost Due to Cancellation	% of Clubs Cancelled for Non-Financial Reasons
182	11	11	0	6,079	1,140	642	498	8.92%	6,087	33	28%	27%	0%	6%	0	0%	11	15	178	-45%

* - P - Priority Club. Cancellation Reasons: 1-Objectives/conduct, 2-Non-active club, 5-Non-existing club, 6-Disbanding, 7-Merger, 8-Financial Suspension, 9-District/Multiple District Dues.

** - Abbreviation: P-President, S-Secretary, T-Treasurer, M-Member Chairperson, VP-First Vice President, MC-Communications Chairperson, SC-Service Chairperson

*** - Abbreviation: N/R - Never reported using the Lions Clubs website, N/A - Not applicable, No password registered for the Lions Clubs website.

**** - Abbreviation: N - New, IP - Immediate Past, R - Repeat.



Club Health Assessment for District 324 C through March 2025

			Status	Membership							Reports					Finance		LCIF
Club Number	Club Name	Charter Date		Current Member Count	YTD Members Added	YTD Members Dropped	YTD Net Growth	YTD Net Growth%	Member Count 12 Months Ago	Avg. length of service for dropped members	Months Since Last MMR ***	Yrs. Since Last Officer Report	President Rotation	Vice President Reported ****	Months Since Last Activity Report ***	Account Balance	Donations for current Fiscal Year	
			Number of times on status quo within last two years	If below 15 members appears					If net loss is greater than 20% appears		If no report in 3 months appears in	When more than one year appears in	Number of repeat terms	Notes the officers that do not have an active	If no report at 12 months appears in red			
Clubs less than two years old																		
173163	Chinnavedampatti Industrial Estate	07/23/2024	Active	22	22	0	22	100.00%	0		1			M,VP,SC	2			
172763	Coimbatore Almighty	07/15/2024	Active	23	23	0	23	100.00%	0		3			N M,SC	8			
154070	Coimbatore Ananda Akilam	04/11/2023	Active	30	2	0	2	7.14%	28		2		3	N T,M,VP,SC	8			
155160	Coimbatore Anandham	07/14/2023	Active	25	5	0	5	25.00%	22		7			N S,M,VP	5			
172915	Coimbatore Anbu	07/11/2024	Active	28	28	0	28	100.00%	0		3			M,VP,SC	0			
156308	Coimbatore Challengers	09/30/2023	Active	18	1	0	1	5.88%	20		0		2	T,M,VP,SC	1			
175556	Coimbatore Creator	07/28/2024	Active(1)	21	21	0	21	100.00%	0		8			M,VP,SC	7			
174175	Coimbatore Entrepreneurs	07/12/2024	Active	22	22	0	22	100.00%	0		3			N M	4			
157776	Coimbatore Great Legends	04/18/2024	Active	21	0	5	-5	-19.23%	0	1	6		2	R T,M,VP,SC	7		\$23.96	
172746	Coimbatore Mahizhchi	07/17/2024	Active	53	53	0	53	100.00%	0		2			N	5			
172197	Coimbatore Pearls	06/26/2024	Active	22	2	0	2	10.00%	0		7			M,VP,SC	3			
181107	Coimbatore Singai City	03/10/2025	Newly Chartered	20	20	0	20	100.00%	0		0			M,VP,SC	N/R			
176078	Coimbatore Vanam	07/26/2024	Active	20	20	0	20	100.00%	0		8			M,VP,SC	7			
176079	Muthugoundanpudur	08/05/2024	Active	20	20	0	20	100.00%	0		7			M,VP,SC	N/R			
171740	Palladam Texcity	05/30/2024	Active	50	31	2	29	138.10%	0	0	1		2	M,VP,SC	8		\$359.39	
178739	Pollachi Friends	09/19/2024	Active	20	20	0	20	100.00%	0		6			P,M,VP,SC	5	90+ Days		
156394	Pollachi Nature	10/11/2023	Active	22	0	0	0	0.00%	22		10			N S	6			
152864	Pollachi Nature City	06/26/2023	Cancelled(8*)	0	0	20	-20	-100.00%	20	2	3	1	None	P,S,T,M,VP SC	7	90+ Days	\$59.90	
178742	Pollachi Pearls	09/19/2024	Active	20	20	0	20	100.00%	0		6			M,VP,SC	5	90+ Days		
173392	Tirupur Area	07/26/2024	Active	22	22	0	22	100.00%	0		3			M,VP,SC	7			
155810	Tirupur Royals	09/29/2023	Cancelled(8*)	0	0	20	-20	-100.00%	20	1	6		None	P,S,T,M,VP SC	7	90+ Days		
155764	Tirupur Stars	09/29/2023	Cancelled(8*)	0	0	20	-20	-100.00%	20	1	6		None	P,S,T,M,VP SC	8	90+ Days		
155808	Tirupur Vallalkal	09/29/2023	Cancelled(8*)	0	0	20	-20	-100.00%	20	1	18	1	None	P,S,T,M,VP SC	7	90+ Days		



Club Health Assessment for District 324 C through March 2025

			Status	Membership							Reports					Finance	LCIF
Club Number	Club Name	Charter Date		Current Member Count	YTD Members Added	YTD Members Dropped	YTD Net Growth	YTD Net Growth%	Member Count 12 Months Ago	Avg. length of service for dropped members	Months Since Last MMR ***	Yrs. Since Last Officer Report	President Rotation	Vice President Reported ****	Months Since Last Activity Report ***	Account Balance	Donations for current Fiscal Year
			Number of times on status quo within last two years	If below 15 members appears				If net loss is greater than 20% appears			If no report in 3 months appears in	When more than one year appears in	Number of repeat terms	Notes the officers that do not have an active	If no report at 12 months appears in red		
178384	Tirupur Young Anchor	09/17/2024	Active	20	20	0	20	100.00%	0		3			VP	0	90+ Days	\$10.00
157236	Udumalpet New Royals	05/30/2024	Active	25	0	0	0	0.00%	0		9		None	P,S,M,VP,SC	7		
Exc Award (06/30/2024)																	
Clubs more than two years old																	
43824	ANAIMALAI	04/04/1984	Active	16	0	2	-2	-11.11%	23	5	3		4	R M	3		
Exc Award (06/30/2017, 06/30/2019)																	
151148	Anaimalai Legend	06/13/2022	Cancelled(8*)	0	0	20	-20	-100.00%	20	3	3		None	P,S,T,M,VP SC	7	90+ Days	
26472	COIMBATORE	04/17/1958	Active	73	1	3	-2	-2.67%	81	5	2			N M,VP,SC	8		
Exc Award (06/30/2022, 06/30/2023)																	
103376	COIMBATORE AXIOM	09/10/2008	Active	10	0	5	-5	-33.33%	17	13	2		2	S,T,M,VP,SC	7		
Exc Award (06/30/2017, 06/30/2018)																	
141702	Coimbatore Aadhavan	06/17/2020	Cancelled(8*)	0	0	15	-15	-100.00%	15	7	3	1	None	P,S,T,M,VP SC	8	90+ Days	
137382	Coimbatore Aakash	05/27/2019	Active	77	2	0	2	2.67%	69		3			N VP	8		
Exc Award (06/30/2022, 06/30/2024)																	
147244	Coimbatore Advocates	07/07/2021	Cancelled(8*)	0	0	20	-20	-100.00%	20	3	9		None	P,S,T,M,VP SC	7	90+ Days	
131753	Coimbatore Agnee	07/04/2017	Active	30	0	1	-1	-3.23%	48	4	5			T,M,VP,SC	7		
Exc Award (06/30/2018, 06/30/2019, 06/30/2020)																	
154069	Coimbatore Akshayam	03/31/2023	Active	25	5	0	5	25.00%	16		0			N	4		
142985	Coimbatore Auro Miraa Mothers Village	10/08/2020	Cancelled(8*)	0	0	10	-10	-100.00%	11	5	3		None	P,S,T,M,VP SC	6	90+ Days	
Exc Award (06/30/2022)																	
108523	COIMBATORE BLOSSOM	06/01/2010	Cancelled(8*)	0	0	14	-14	-100.00%	23	8	3	1	None	P,S,T,M,VP SC	7	90+ Days	
Exc Award (06/30/2017, 06/30/2019)																	
117679	COIMBATORE BLUESKY	08/21/2012	Active(1)	12	0	0	0	0.00%	12		21	1	None	P,S,T,M,VP SC	7		
Exc Award (06/30/2018)																	
110420	COIMBATORE BRAVE QUEENS	02/23/2011	Active	6	0	1	-1	-14.29%	15	6	0			S,T,M,VP,SC	7		
Exc Award (06/30/2018)																	
40289	COIMBATORE CENTRAL	07/28/1981	Active	39	3	3	0	0.00%	44	7	0			N	0		
Exc Award (06/30/2017, 06/30/2018, 06/30/2020)																	



Club Health Assessment for District 324 C through March 2025

			Status	Membership							Reports					Finance	LCIF	
Club Number	Club Name	Charter Date		Current Member Count	YTD Members Added	YTD Members Dropped	YTD Net Growth	YTD Net Growth%	Member Count 12 Months Ago	Avg. length of service for dropped members	Months Since Last MMR ***	Yrs. Since Last Officer Report	President Rotation	Vice President Reported ****	Months Since Last Activity Report ***	Account Balance	Donations for current Fiscal Year	
			Number of times on status quo within last two years	If below 15 members appears				If net loss is greater than 20% appears			If no report in 3 months appears in	When more than one year appears in	Number of repeat terms	Notes the officers that do not have an active	If no report at 12 months appears in red			
120578	Coimbatore City Central	10/22/2013	Active	36	0	5	-5	-12.20%	41	7	8			N	7	90+ Days	\$59.90	
	Exc Award (06/30/2017, 06/30/2019, 06/30/20																	
142086	Coimbatore Consultants	07/08/2020	Active	19	1	0	1	5.56%	19		0			N	0			
	Exc Award (06/30/2022)																	
41942	COIMBATORE COSMOS	10/11/1982	Active	20	0	2	-2	-9.09%	13	0	8			N	P,T,M,VP			7
	Exc Award (06/30/2017, 06/30/2019)																	
50270	COIMBATORE COTTON CITY	03/05/1990	Active	26	0	2	-2	-7.14%	36	5	3		2	N	M	8		
	Exc Award (06/30/2017)																	
152653	Coimbatore Crypto	02/14/2023	Active(1)	29	15	10	5	20.83%	24	2	2		3	N		3		
60015	COIMBATORE GALAXY	10/09/1997	Active(1)	45	3	0	3	7.14%	50		6			R	P,M,SC	8		
	Exc Award (06/30/2018, 06/30/2019)																	
44328	COIMBATORE GANAPATHY	10/19/1984	Active	40	0	0	0	0.00%	99		2			R	M	8		
	Exc Award (06/30/2017, 06/30/2018, 06/30/20																	
104674	COIMBATORE GANAPATHY TOWN	02/10/2009	Active	27	2	0	2	8.00%	25		8			N	S,VP,SC	5		
	Exc Award (06/30/2018)																	
55528	COIMBATORE GOLDEN CITY	04/07/1994	Active	42	2	1	1	2.44%	45	3	1			N		0		
	Exc Award (06/30/2017, 06/30/2018, 06/30/20																	
106616	COIMBATORE GREEN	09/16/2009	Active	39	12	0	12	44.44%	34		2			N	P,T,M,SC	0		
151740	Coimbatore Happy Home	07/13/2022	Active	22	8	0	8	57.14%	26		2			N	M,SC	1	\$1,034.56	
52264	COIMBATORE HOPE	12/13/1991	Active	35	0	4	-4	-10.26%	39	5	4			N		8		
	Exc Award (06/30/2017, 06/30/2018, 06/30/20																	
120512	Coimbatore Imayam	10/10/2013	Active	40	1	9	-8	-16.67%	78	5	1			R		0	\$239.59	
	Exc Award (06/30/2018, 06/30/2024)																	
42125	COIMBATORE INDUS ESTATE	12/20/1982	Active	37	1	0	1	2.78%	78		2				T,M,VP,SC	8	\$457.62	
	Exc Award (06/30/2017, 06/30/2018, 06/30/20																	
119555	Coimbatore Industrial City	06/07/2013	Active	18	0	0	0	0.00%	26		9		2	N	M,VP,SC	7		
	Exc Award (06/30/2017, 06/30/2018, 06/30/20																	
151741	Coimbatore Integrity	07/11/2022	Active	59	16	10	6	11.32%	55	2	2			N		3	\$1,999.88	



Club Health Assessment for District 324 C through March 2025

			Status	Membership							Reports					Finance		LCIF
Club Number	Club Name	Charter Date		Current Member Count	YTD Members Added	YTD Members Dropped	YTD Net Growth	YTD Net Growth%	Member Count 12 Months Ago	Avg. length of service for dropped members	Months Since Last MMR ***	Yrs. Since Last Officer Report	President Rotation	Vice President Reported ****	Months Since Last Activity Report ***	Account Balance	Donations for current Fiscal Year	
			Number of times on status quo within last two years	If below 15 members appears				If net loss is greater than 20% appears			If no report in 3 months appears in	When more than one year appears in	Number of repeat terms	Notes the officers that do not have an active	If no report at 12 months red			
55718	COIMBATORE K R PURAM	05/17/1994	Active	27	6	2	4	17.39%	22	17	1			R M	2	90+ Days		
	Exc Award (06/30/2018, 06/30/2019, 06/30/2020)																	
152654	Coimbatore Kalanchiyam	01/25/2023	Active(1)	19	0	0	0	0.00%	19		14		None	P,S,T,M,VP SC	7			
148240	Coimbatore Kalapatti Sirakukul	10/18/2021	Active	28	2	0	2	7.69%	27		3			T,VP	8			
141018	Coimbatore Kovai Smart City	02/25/2020	Active	22	0	0	0	0.00%	22		16		2	R M,SC	6			
	Exc Award (06/30/2021)																	
106700	COIMBATORE KURINJI	10/02/2009	Active	41	0	12	-12	-22.64%	67	6	3			N T,VP,SC	3		\$59.90	
	Exc Award (06/30/2021, 06/30/2022)																	
109301	COIMBATORE MARUDAMALA	09/23/2010	Active	30	2	0	2	7.14%	46		1			N M,VP	1		\$100.63	
	Exc Award (06/30/2017, 06/30/2022)																	
147034	Coimbatore Merit	07/06/2021	Active	21	6	3	3	16.67%	21	3	2			R	0		\$11.98	
60955	COIMBATORE MID TOWN	06/26/1998	Active(1)	8	0	0	0	0.00%	15		9		3	T,M,VP,SC	7			
	Exc Award (06/30/2018, 06/30/2019)																	
106566	COIMBATORE NEHRU NAGAR	09/10/2009	Active(1)	101	6	0	6	6.32%	86		3			N P,S	0			
	Exc Award (06/30/2018, 06/30/2019, 06/30/2020)																	
78050	COIMBATORE NOBLE HEARTS	02/25/2004	Active	36	0	1	-1	-2.70%	37	12	5			R M,SC	7			
	Exc Award (06/30/2017, 06/30/2018, 06/30/2020)																	
52266	COIMBATORE ONDIPUDUR	12/13/1991	Active	29	2	3	-1	-3.33%	36	10	2			R M	6		\$185.68	
	Exc Award (06/30/2019)																	
55531	COIMBATORE ORION	04/04/1994	Active(1)	34	2	2	0	0.00%	35	7	3			N T,M,VP	0			
	Exc Award (06/30/2023)																	
141990	Coimbatore Patteeswara	07/07/2020	Active	35	11	7	4	12.90%	34	3	1			N M,VP,SC	4	90+ Days	\$999.94	
	Exc Award (06/30/2022, 06/30/2023)																	
125684	Coimbatore Peelamedu Kings	08/24/2015	Active	24	3	0	3	14.29%	24		0			N SC	0			
	Exc Award (06/30/2017, 06/30/2018, 06/30/2020)																	
151187	Coimbatore PSGR Krishnammal College for	06/22/2022	Active	6	0	4	-4	-40.00%	20	3	3			M,VP	2			
52268	COIMBATORE RAMANATHAPURAM	12/13/1991	Active	15	0	0	0	0.00%	15		12	1	None	P,S,T,M,VP SC	8	90+ Days		



Club Health Assessment for District 324 C through March 2025

			Status	Membership							Reports					Finance		LCIF
Club Number	Club Name	Charter Date		Current Member Count	YTD Members Added	YTD Members Dropped	YTD Net Growth	YTD Net Growth%	Member Count 12 Months Ago	Avg. length of service for dropped members	Months Since Last MMR ***	Yrs. Since Last Officer Report	President Rotation	Vice President Reported ****	Months Since Last Activity Report ***	Account Balance	Donations for current Fiscal Year	
			Number of times on status quo within last two years	If below 15 members appears				If net loss is greater than 20% appears			If no report in 3 months appears in	When more than one year appears in	Number of repeat terms	Notes the officers that do not have an active	If no report at 12 months appears in red			
30085	COIMBATORE RAMNAGAR	12/30/1974	Active	30	1	2	-1	-3.23%	49	16	3			R T	3		\$59.90	
Exc Award (06/30/2017, 06/30/2019, 06/30/2020)																		
106581	COIMBATORE RANGANATHAN	09/10/2009	Active	25	0	0	0	0.00%	278		4			T,M,VP,SC	7			
Exc Award (06/30/2019)																		
148810	Coimbatore Real Value	11/15/2021	Active	32	10	0	10	45.45%	41		3			N	0			
Exc Award (06/30/2022, 06/30/2023)																		
147841	Coimbatore Royal	09/16/2021	Active	20	0	0	0	0.00%	20		17			N M	7	90+ Days		
Exc Award (06/30/2022)																		
142243	Coimbatore Royal Pride	07/15/2020	Cancelled(8*)	0	0	27	-27	-100.00%	65	3	3		None	P,S,T,M,VP SC	8	90+ Days		
Exc Award (06/30/2022, 06/30/2023)																		
57537	COIMBATORE SAVERIARPALAYAM	11/10/1995	Active	53	8	0	8	17.78%	48		7			N T,M	4			
Exc Award (06/30/2023)																		
152904	Coimbatore Sharks	03/17/2023	Active(1)	16	0	0	0	0.00%	20		9		3	M,VP,SC	7			
116840	COIMBATORE SIDCO INDUSTRIAL ESTATE	05/15/2012	Active	67	0	12	-12	-15.19%	78	9	3			N SC	6			
Exc Award (06/30/2018, 06/30/2019, 06/30/2020)																		
131938	Coimbatore Sigaram	07/04/2017	Active	21	0	1	-1	-4.55%	35	2	6			N	3		\$59.90	
Exc Award (06/30/2018)																		
44332	COIMBATORE SINGANALLUR	10/22/1984	Active	26	2	6	-4	-13.33%	35	10	0			VP	3		\$59.90	
Exc Award (06/30/2017, 06/30/2019)																		
53679	COIMBATORE SPIN CITY	09/14/1992	Active	30	3	0	3	11.11%	87		6			N VP,SC	5		\$59.90	
Exc Award (06/30/2017)																		
144775	Coimbatore Sri Subaganesh Industrial Estate	12/31/2020	Cancelled(8*)	0	0	24	-24	-100.00%	21	4	0		None	P,S,T,M,VP SC	7	90+ Days		
136750	Coimbatore Stars	11/13/2018	Active	15	0	1	-1	-6.25%	26	6	8			N S,M	2			
Exc Award (06/30/2023)																		
150007	Coimbatore Superior Kings	03/25/2022	Active(1)	30	4	3	1	3.45%	36	2	1			N M	2	90+ Days		
53946	COIMBATORE SUPREME	12/29/1992	Active	58	2	0	2	3.57%	55		1			T,M,VP,SC	2			
Exc Award (06/30/2018, 06/30/2019, 06/30/2020)																		



Club Health Assessment for District 324 C through March 2025

			Status	Membership							Reports					Finance		LCIF
Club Number	Club Name	Charter Date		Current Member Count	YTD Members Added	YTD Members Dropped	YTD Net Growth	YTD Net Growth%	Member Count 12 Months Ago	Avg. length of service for dropped members	Months Since Last MMR ***	Yrs. Since Last Officer Report	President Rotation	Vice President Reported ****	Months Since Last Activity Report ***	Account Balance	Donations for current Fiscal Year	
			Number of times on status quo within last two years	If below 15 members appears					If net loss is greater than 20% appears		If no report in 3 months appears in	When more than one year appears in	Number of repeat terms	Notes the officers that do not have an active	If no report at 12 months appears in red			
103664	COIMBATORE TIDELL CITY	09/18/2008	Active	67	4	6	-2	-2.90%	101	8	2				VP,SC	2		\$23.96
Exc Award (06/30/2017, 06/30/2018, 06/30/20																		
152883	Coimbatore Top City	03/06/2023	Active	17	0	0	0	0.00%	20		9			N	M,SC	7		
148136	Coimbatore Udhayam	10/07/2021	Active(2)	16	0	0	0	0.00%	36		9			N	P	7		
138317	Coimbatore Vyasar	05/29/2019	Cancelled(8*)	0	0	45	-45	-100.00%	45	5	3	1	None		P,S,T,M,VP SC	7	90+ Days	
110126	KOLUMAM	01/14/2011	Active(1)	18	0	0	0	0.00%	19		5			N	P	3	90+ Days	
Exc Award (06/30/2018, 06/30/2022)																		
42898	KOTAGIRI	06/14/1983	Active(1)	40	1	0	1	2.56%	39		4			N	S,M	0		
Exc Award (06/30/2019)																		
103415	KOVAI PUNJAI PULIAMPATTI	08/14/2008	Cancelled(8*)	0	0	24	-24	-100.00%	24	11	3	1	None		P,S,T,M,VP SC	8	90+ Days	
Exc Award (06/30/2017)																		
103666	KURICHI INDUSTRIAL ESTATE	09/18/2008	Active	201	16	86	-70	-25.83%	268	11	1		2		T,VP,SC	2		\$999.94
Exc Award (06/30/2017, 06/30/2018, 06/30/20																		
48696	MADATHUKULAM	06/01/1988	Active	71	29	0	29	69.05%	39		8			N	M,VP,SC	7		
Exc Award (06/30/2017, 06/30/2019, 06/30/20																		
26474	NILGIRIS	01/12/1960	Active	39	0	6	-6	-13.33%	46	13	4				M,VP,SC	8		
Exc Award (06/30/2018)																		
35262	OOTACAMUND	03/03/1978	Active	21	2	0	2	10.53%	18		2				VP,SC	8		
Exc Award (06/30/2018, 06/30/2019, 06/30/20																		
148197	Ootacamund Kings	10/07/2021	Active	24	3	4	-1	-4.00%	52	3	1				VP	6		
Exc Award (06/30/2024)																		
58352	OOTY CROWN	05/29/1996	Active	11	0	0	0	0.00%	11		21			R	P,T,M,VP,SC	7		\$23.96
Exc Award (06/30/2018)																		
51159	OOTY TOWN	12/28/1990	Active	39	0	0	0	0.00%	40		10		2	R	T,M,VP	8		
Exc Award (06/30/2017, 06/30/2018, 06/30/20																		
43827	PALLADAM	04/24/1984	Active	79	13	7	6	8.22%	98	12	1			R	T,M,VP	2		
Exc Award (06/30/2017, 06/30/2019, 06/30/20																		
144587	Palladam Friends	01/06/2021	Active(1)	25	2	2	0	0.00%	26	4	0				S,T,M,VP,SC	7		\$119.80



Club Health Assessment for District 324 C through March 2025

			Status	Membership							Reports					Finance		LCIF		
Club Number	Club Name	Charter Date		Current Member Count	YTD Members Added	YTD Members Dropped	YTD Net Growth	YTD Net Growth%	Member Count 12 Months Ago	Avg. length of service for dropped members	Months Since Last MMR ***	Yrs. Since Last Officer Report	President Rotation	Vice President Reported ****	Months Since Last Activity Report ***	Account Balance	Donations for current Fiscal Year			
			Number of times on status quo within last two years	If below 15 members appears					If net loss is greater than 20% appears					If no report in 3 months appears in	When more than one year appears in	Number of repeat terms	Notes the officers that do not have an active	If no report at 12 months appears in red		
Exc Award (06/30/2022)																				
107678	PANNIMADAI	02/25/2010	Cancelled(8*)	0	0	31	-31	-100.00%	166	9	0		None	P,S,T,M,VP SC	8	90+ Days				
Exc Award (06/30/2017, 06/30/2018)																				
147035	Periya Negamam	07/06/2021	Cancelled(8*)	0	0	20	-20	-100.00%	20	3	25	2	None	P,S,T,M,VP SC	7	90+ Days				
26497	POLLACHI	03/14/1965	Active	70	5	0	5	7.69%	111		1			N	M,VP	2	\$999.94			
Exc Award (06/30/2018, 06/30/2019, 06/30/2020)																				
138395	Pollachi Agni	05/29/2019	Active(1)	39	3	16	-13	-25.00%	52	4	2			N	S,T,VP	2				
123977	Pollachi Centrall	01/15/2015	Active	41	0	47	-47	-53.41%	85	5	3			R	S,VP	5				
Exc Award (06/30/2017, 06/30/2018, 06/30/2020)																				
141678	Pollachi Elite	06/11/2020	Active	22	0	0	0	0.00%	39		9			N	P,T,M	8				
144498	Pollachi Excellence	01/04/2021	Active	20	2	4	-2	-9.09%	22	2	2			N		2				
Exc Award (06/30/2022)																				
134992	Pollachi Grand	06/19/2018	Active	17	0	0	0	0.00%	17		10			N	P,T	8				
123100	Pollachi Pride	09/10/2014	Active(1)	18	1	10	-9	-33.33%	33	2	1			N	P,T	1	90+ Days			
Exc Award (06/30/2017, 06/30/2019, 06/30/2020)																				
126404	Pollachi Royals	01/13/2016	Active	35	7	1	6	20.69%	47	1	3			N		0				
Exc Award (06/30/2017)																				
123011	Pollachi South	08/26/2014	Active	108	6	102	-96	-47.06%	203	6	0		2		T,M,VP,SC	2				
119789	Pollachi Sree Ramu College Campus	06/25/2013	Active	215	8	1	7	3.37%	209	0	0				T,M,VP,SC	7				
Exc Award (06/30/2018)																				
84566	POLLACHI SUCCESS	12/21/2004	Active(1)	21	0	1	-1	-4.55%	26	8	6		2	R	P,T,VP	7				
132084	Pollachi Western Ghats	07/04/2017	Active	109	0	0	0	0.00%	109		11		3	N	S,T,M,VP,SC	8				
Exc Award (06/30/2018)																				
63885	POLLACHI-LIBERTY	01/02/2001	Active	43	0	0	0	0.00%	41		10		2		P,S,VP,SC	8				
Exc Award (06/30/2017, 06/30/2022)																				
142519	Sethumadai	08/26/2020	Active	112	0	0	0	0.00%	112		10		2		M,VP,SC	8				
110352	SIRUKKALANTHAI	02/17/2011	Active(1)	46	1	0	1	2.22%	45		1		2	N	S,T	7				
Exc Award (06/30/2017)																				




Club Health Assessment for District 324 C through March 2025

			Status	Membership							Reports					Finance	LCIF	
Club Number	Club Name	Charter Date		Current Member Count	YTD Members Added	YTD Members Dropped	YTD Net Growth	YTD Net Growth%	Member Count 12 Months Ago	Avg. length of service for dropped members	Months Since Last MMR ***	Yrs. Since Last Officer Report	President Rotation	Vice President Reported ****	Months Since Last Activity Report ***	Account Balance	Donations for current Fiscal Year	
			Number of times on status quo within last two years	If below 15 members appears				If net loss is greater than 20% appears			If no report in 3 months appears in	When more than one year appears in	Number of repeat terms	Notes the officers that do not have an active	If no report at 12 months appears in red			
43562	SULUR	02/27/1984	Active	73	1	6	-5	-6.41%	73	8	4			N	P,VP	8		\$5,366.86
	Exc Award (06/30/2017, 06/30/2018, 06/30/2019)																	
131756	Sulur Airwing	07/04/2017	Cancelled(8*)	0	0	16	-16	-100.00%	25	6	3		None		P,S,T,M,VP SC	7	90+ Days	
	Exc Award (06/30/2018)																	
142172	Sulur Excellence	07/21/2020	Active(1)	19	0	0	0	0.00%	46		3		2	N	M,VP,SC	2		
	Exc Award (06/30/2022)																	
119615	Sulur Golden City	06/12/2013	Active(1)	26	0	0	0	0.00%	37		8			N	VP	2		
	Exc Award (06/30/2017, 06/30/2018, 06/30/2019)																	
131894	Sulur Greater	07/04/2017	Active	20	2	0	2	11.11%	18		3		2	R	P,T,M	2	90+ Days	
	Exc Award (06/30/2018)																	
151458	Sulur New Central	06/22/2022	Cancelled(8*)	0	0	20	-20	-100.00%	20	3	3		None		P,S,T,M,VP SC	8	90+ Days	
99139	SULUR TOWN	04/17/2007	Active(1)	102	2	50	-48	-32.00%	147	4	2			R		0		\$999.94
	Exc Award (06/30/2018, 06/30/2021, 06/30/2022)																	
142014	Sulur Vithaigal	07/08/2020	Cancelled(8*)	0	0	46	-46	-100.00%	47	3	3		None		P,S,T,M,VP SC	8	90+ Days	
26509	TIRUPUR	12/19/1961	Active	183	0	5	-5	-2.66%	220	17	2			N	T,SC	0		\$1,537.70
	Exc Award (06/30/2017, 06/30/2021, 06/30/2022)																	
104933	TIRUPUR EAST	04/16/2009	Active	57	0	19	-19	-25.00%	107	7	1		2		S,T,M,VP,SC	7		\$29.95
	Exc Award (06/30/2017, 06/30/2019, 06/30/2020)																	
103914	TIRUPUR KNIT CITY	11/05/2008	Active	33	1	7	-6	-15.38%	37	4	3				S,M,VP,SC	2		\$999.94
	Exc Award (06/30/2022, 06/30/2023)																	
125283	Tirupur Anchor	07/31/2015	Active	49	4	11	-7	-12.50%	53	6	0			IP	M	2		\$999.94
	Exc Award (06/30/2017, 06/30/2018, 06/30/2019)																	
62092	TIRUPUR CENTRAL	06/14/1999	Active	118	7	15	-8	-6.35%	267	9	0			R	P,S,M,VP,SC	2		\$59.90
	Exc Award (06/30/2018, 06/30/2019)																	
119718	Tirupur Cotton City	06/25/2013	Active	27	7	0	7	35.00%	36		2			R		2		\$1,999.85
	Exc Award (06/30/2018)																	
117441	TIRUPUR GREATER	07/23/2012	Active	419	2	1	1	0.24%	434	12	5			N	M	0		\$20.00
	Exc Award (06/30/2018, 06/30/2023)																	
129357	Tirupur Kumaran	11/08/2016	Active	47	0	0	0	0.00%	59		10		2	R	M,VP,SC	2		



Club Health Assessment for District 324 C through March 2025

			Status	Membership							Reports					Finance		LCIF
Club Number	Club Name	Charter Date		Current Member Count	YTD Members Added	YTD Members Dropped	YTD Net Growth	YTD Net Growth%	Member Count 12 Months Ago	Avg. length of service for dropped members	Months Since Last MMR ***	Yrs. Since Last Officer Report	President Rotation	Vice President Reported ****	Months Since Last Activity Report ***	Account Balance	Donations for current Fiscal Year	
			Number of times on status quo within last two years	If below 15 members appears			If net loss is greater than 20% appears			If no report in 3 months appears in			When more than one year appears in	Number of repeat terms	Notes the officers that do not have an active	If no report at 12 months appears in red		
Exc Award (06/30/2018, 06/30/2022, 06/30/2025)			Active	78	1	0	1	1.30%	90		8			N		1		
84159	TIRUPUR MELVIN JONES	09/07/2004																
Exc Award (06/30/2017, 06/30/2018, 06/30/2025)			Active	15	1	4	-3	-16.67%	17	6	6			N		2		
110602	TIRUPUR MIDTOWN	03/28/2011																
Exc Award (06/30/2017, 06/30/2018)			Active	39	1	4	-3	-7.14%	42	7	6		2	M,VP,SC		2		\$59.90
98123	TIRUPUR NORTH	12/07/2006																
Exc Award (06/30/2017, 06/30/2018, 06/30/2025)			Active(1)	30	0	0	0	0.00%	30		9			N		2		
144511	Tirupur Pandian	12/31/2020																
Exc Award (06/30/2022)			Active	39	6	2	4	11.43%	37	4	2			N	P,T,M	2		
126111	Tirupur South City	11/10/2015																
			Active(1)	53	6	0	6	12.77%	47		8			N	T,M,SC	2		
152890	Udumalai Central	11/03/2022																
			Active	16	0	0	0	0.00%	36		5			R	T	2		
149896	Udumalai Servitor	03/03/2022																
			Active	110	4	2	2	1.85%	108	7	3			N	T,SC	1		\$11.95
29328	UDUMALPET	05/16/1974																
Exc Award (06/30/2017, 06/30/2018, 06/30/2025)			Active	50	0	0	0	0.00%	49		9			R	VP	0		
53336	UDUMALPET EAST	06/19/1992																
Exc Award (06/30/2018, 06/30/2022)			Cancelled(8*)	0	0	8	-8	-100.00%	43	2	3		None	P,S,T,M,VP SC	7	90+ Days		
131944	Udumalpet Royals	07/04/2017																
Exc Award (06/30/2018, 06/30/2022)			Active	23	0	0	0	0.00%	23		12	1	None	P,S,T,M,VP SC	7			
49184	VALAVADI	01/25/1989																
Exc Award (06/30/2018)																		

Clubs Cancelled Previous Fiscal Year – Clubs Cancelled within last 12 months may be reinstated

Club Number	Club Name	Charter Date	Current Status*	Cancellation Date
111372	POLLACHI GREEN EARTH	06/16/2011	Cancelled(8*)	12/29/2023
135912	Pollachi Minnal	07/12/2018	Cancelled(6*)	05/29/2024
147250	Pollachi Nallar River Farmers	07/07/2021	Cancelled(8*)	12/29/2023
149007	Tirupur Mangalam	12/07/2021	Cancelled(8*)	12/29/2023
147530	Valparai Hills	07/16/2021	Cancelled(8*)	12/29/2023



Club Health Assessment for District 324 C through March 2025

Club Number			Club Name			Charter Date			Status					Membership					Reports					Finance		LCIF
									Current Member Count	YTD Members Added	YTD Members Dropped	YTD Net Growth	YTD Net Growth%	Member Count 12 Months Ago	Avg. length of service for dropped members	Months Since Last MMR ***	Yrs. Since Last Officer Report	President Rotation	Vice President Reported ****	Months Since Last Activity Report ***	Account Balance	Donations for current Fiscal Year				
									Number of times on status quo within last two years	If below 15 members appears			If net loss is greater than 20% appears			If no report in 3 months appears in			When more than one year appears in	Number of repeat terms	Notes the officers that do not have an active			If no report at 12 months appears in red		
Current Total Clubs Count	YTD New Clubs Count	YTD Cancelled Clubs Count	YTD Net Club Gain	Current Total Members Count	YTD Add	YTD Drop	YTD Net Growth	YTD Net Growth %	Member Count 12 Months Ago	Average Member Count Per Club	% of Clubs with less than 20 members	% No MMR in 3 Months	% No Officer Report in 12 Months	% of Clubs with balance 90+ days	Number of Clubs in Status Quo	% Status Quo Clubs in Financial Suspension	Number of Cancelled Clubs	Average Cancelled Club Age	Members Lost Due to Cancellation	% of Clubs Cancelled for Non-Financial Reasons						
127	13	19	-6	5,455	642	963	-321	-5.56%	7,061	43	17%	61%	2%	9%	0	0%	19	7	420	-21%						

* - P - Priority Club. Cancellation Reasons: 1-Objectives/conduct, 2-Non-active club, 5-Non-existing club, 6-Disbanding, 7-Merger, 8-Financial Suspension, 9-District/Multiple District Dues.

** - Abbreviation: P-President, S-Secretary, T-Treasurer, M-Member Chairperson, VP-First Vice President, MC-Communications Chairperson, SC-Service Chairperson

*** - Abbreviation: N/R - Never reported using the Lions Clubs website, N/A - Not applicable, No password registered for the Lions Clubs website.

**** - Abbreviation: N - New, IP - Immediate Past, R - Repeat.



Club Health Assessment for District 324 D through March 2025

			Status	Membership							Reports					Finance		LCIF
Club Number	Club Name	Charter Date		Current Member Count	YTD Members Added	YTD Members Dropped	YTD Net Growth	YTD Net Growth%	Member Count 12 Months Ago	Avg. length of service for dropped members	Months Since Last MMR ***	Yrs. Since Last Officer Report	President Rotation	Vice President Reported ****	Months Since Last Activity Report ***	Account Balance	Donations for current Fiscal Year	
			Number of times on status quo within last two years	If below 15 members appears					If net loss is greater than 20% appears		If no report in 3 months appears in	When more than one year appears in	Number of repeat terms	Notes the officers that do not have an active	If no report at 12 months appears in red			
Clubs less than two years old																		
180751	Coimbatore Chandra Foundation	03/21/2025	Newly Chartered	20	20	0	20	100.00%	0		0			M,VP,SC	N/A			
176506	Coimbatore Cheran Kings	07/26/2024	Active(1)	19	39	20	19	100.00%	0	2	0			P,M,VP,SC	N/R			
177948	Coimbatore Crystal	08/27/2024	Active	20	20	0	20	100.00%	0		0			M,VP,SC	5		\$70.01	
156221	Coimbatore Ganapathy Supreme	09/30/2023	Active(1)	20	20	20	0	0.00%	20	1	1		2	T,M,VP,SC	N/R	90+ Days		
156232	Coimbatore Helping Soldiers	09/30/2023	Active(1)	10	0	0	0	0.00%	20		0			T,M,VP,SC	1			
155660	Coimbatore Information Technology	09/28/2023	Active(1)	20	0	0	0	0.00%	20		14	1	None	P,S,T,M,VP SC	N/A			
156170	Coimbatore Kavery	09/28/2023	Cancelled(8*)	0	0	27	-27	-100.00%	27	1	18	1	None	P,S,T,M,VP SC	N/R	90+ Days		
176447	Coimbatore Manickam	07/28/2024	Active(1)	20	40	20	20	100.00%	0	5	0		2	M,VP,SC	N/R			
178717	Coimbatore Muthu	09/24/2024	Active	20	20	0	20	100.00%	0		6			T,M,VP,SC	N/R			
171719	Coimbatore R S Puram East	06/03/2024	Active	20	0	0	0	0.00%	0		9		2	S,T,M,VP,SC	N/R			
155679	Coimbatore Singai Anbu Karangal	08/22/2023	Cancelled(8*)	0	0	20	-20	-100.00%	20	1	19	1	None	P,S,T,M,VP SC	N/R	90+ Days		
156130	Coimbatore Town Hall	09/28/2023	Cancelled(8*)	0	0	20	-20	-100.00%	20	1	18	1	None	P,S,T,M,VP SC	N/A	90+ Days		
156242	Coimbatore Vellingiri Hills	09/28/2023	Active(1)	20	0	0	0	0.00%	20		0			M,VP,SC	N/R			
Clubs more than two years old																		
45545	ANNUR TOWN	11/11/1985	Active	72	10	0	10	16.13%	130		4			M,VP,SC	0		\$1,608.68	
			Exc Award (06/30/2017, 06/30/2018, 06/30/20															
103785	COIMBATORE KONGU	10/10/2008	Active	31	0	1	-1	-3.13%	40	7	3			N	8			
			Exc Award (06/30/2016, 06/30/2017, 06/30/20															
117528	COIMBATORE ACHIEVERS	08/07/2012	Active(1)	21	5	0	5	31.25%	27		8			M,VP,SC	8			
			Exc Award (06/30/2017, 06/30/2023)															
44327	COIMBATORE AIRPORT	10/29/1984	Active	46	14	2	12	35.29%	34	17	2			M,VP	17		\$3,140.75	
			Exc Award (06/30/2017, 06/30/2018, 06/30/20															
142012	Coimbatore Akilam	07/06/2020	Active(1)	13	0	3	-3	-18.75%	16	8	0		2	R	S,M,SC	12		
142880	Coimbatore Anaikatti	12/15/2020	Active(1)	17	0	0	0	0.00%	17		9	1	None	P,S,T,M,VP SC	19			



Club Health Assessment for District 324 D through March 2025

			Status	Membership							Reports					Finance		LCIF
Club Number	Club Name	Charter Date		Current Member Count	YTD Members Added	YTD Members Dropped	YTD Net Growth	YTD Net Growth%	Member Count 12 Months Ago	Avg. length of service for dropped members	Months Since Last MMR ***	Yrs. Since Last Officer Report	President Rotation	Vice President Reported ****	Months Since Last Activity Report ***	Account Balance	Donations for current Fiscal Year	
			Number of times on status quo within last two years	If below 15 members appears					If net loss is greater than 20% appears		If no report in 3 months appears in	When more than one year appears in	Number of repeat terms	Notes the officers that do not have an active	If no report at 12 months appears in red			
101885	COIMBATORE ANNA NAGAR	05/14/2008	Active	49	0	0	0	0.00%	62		1			N	T,M	1		
Exc Award (06/30/2023)																		
135190	Coimbatore Aram	06/20/2018	Cancelled(8*)	0	0	7	-7	-100.00%	4	20	2	1	None		P,S,T,M,VP SC	19	90+ Days	
135971	Coimbatore Aristo	08/03/2018	Active(1)	55	0	0	0	0.00%	57		9			N	VP,SC	11		\$206.05
Exc Award (06/30/2022, 06/30/2023)																		
153334	Coimbatore Avarampalayam	02/02/2023	Active(2)	3	0	0	0	0.00%	3		4	1	None		P,S,T,M,VP SC	19		
117838	COIMBATORE BLESSING	09/17/2012	Active	20	2	1	1	5.26%	19	2	8			N	M,VP,SC	8		
Exc Award (06/30/2017)																		
139213	Coimbatore Clusters	07/22/2019	Active(1)	25	0	0	0	0.00%	25		13	1	None		P,S,T,M,VP SC	19	90+ Days	
57393	COIMBATORE ELITE	10/02/1995	Active(1)	27	0	3	-3	-10.00%	30	33	7				S,T,M,VP,SC	17	90+ Days	
Exc Award (06/30/2017, 06/30/2018)																		
44910	COIMBATORE GANDHIPURAM	04/04/1985	Active(1)	4	0	0	0	0.00%	4		19	1	None		P,S,T,M,VP SC	19	90+ Days	
152299	Coimbatore Gem	08/31/2022	Active	17	0	0	0	0.00%	46		9				P,S,T,M,VP SC	17		
100132	COIMBATORE GLOBAL	08/30/2007	Active	15	0	0	0	0.00%	15		20	1	None		P,S,T,M,VP SC	19		
126433	Coimbatore Gold	01/18/2016	Active(1)	5	0	0	0	0.00%	5		10				S,M,VP,SC	14	90+ Days	
Exc Award (06/30/2017)																		
137986	Coimbatore Grand	04/17/2019	Active(1)	30	10	2	8	36.36%	25	0	6			N	P,T,M,VP	1		
Exc Award (06/30/2023)																		
130745	Coimbatore Hill City	04/19/2017	Cancelled(8*)	0	0	54	-54	-100.00%	54	7	3	1	None		P,S,T,M,VP SC	20	90+ Days	
Exc Award (06/30/2018)																		
138676	Coimbatore Idhayam	06/20/2019	Active(2)	14	0	0	0	0.00%	14		10		2		M,VP,SC	19		
52351	COIMBATORE IND CITY	12/26/1991	Active(1)	16	16	19	-3	-15.79%	25	12	0		2		M,VP,SC	3		
Exc Award (06/30/2017, 06/30/2019)																		
129663	Coimbatore Jupiter	12/19/2016	Active	40	4	0	4	11.11%	37		6		4	R	VP	7	90+ Days	
Exc Award (06/30/2017)																		
153662	Coimbatore Kallapalayam	03/21/2023	Active	16	0	0	0	0.00%	16		10				S,M,VP,SC	19		
153663	Coimbatore Keeranatham Ignite	03/21/2023	Active(1)	20	0	0	0	0.00%	20		0				M,VP,SC	19		



Club Health Assessment for District 324 D through March 2025

			Status	Membership							Reports					Finance		LCIF
Club Number	Club Name	Charter Date		Current Member Count	YTD Members Added	YTD Members Dropped	YTD Net Growth	YTD Net Growth%	Member Count 12 Months Ago	Avg. length of service for dropped members	Months Since Last MMR ***	Yrs. Since Last Officer Report	President Rotation	Vice President Reported ****	Months Since Last Activity Report ***	Account Balance	Donations for current Fiscal Year	
			Number of times on status quo within last two years	If below 15 members appears				If net loss is greater than 20% appears			If no report in 3 months appears in	When more than one year appears in	Number of repeat terms	Notes the officers that do not have an active	If no report at 12 months appears in red			
148598	Coimbatore Kirthi	10/25/2021	Cancelled(8*)	0	0	15	-15	-100.00%	15	5	3	1	None	P,S,T,M,VP SC	19	90+ Days		
152302	Coimbatore Machegoundan Palayam	09/01/2022	Active(2)	38	0	0	0	0.00%	38		12			S,T,VP,SC	19			
57903	COIMBATORE MELVIN JONES	02/20/1996	Active(1)	18	2	0	2	12.50%	25		2			S,M,VP,SC	19			
	Exc Award (06/30/2017)																	
150905	Coimbatore Metrocity	06/20/2022	Active	13	0	0	0	0.00%	14		9		4	N	T,M,VP,SC	17	90+ Days	
135926	Coimbatore Metropolitan	08/07/2018	Active	20	2	1	1	5.26%	33	3	2			M,VP,SC	4			
	Exc Award (06/30/2023)																	
87793	COIMBATORE NEW CENTRAL	04/14/2005	Active	15	0	0	0	0.00%	15		19	1	None	P,S,T,M,VP SC	19	90+ Days		
	Exc Award (06/30/2017)																	
151043	Coimbatore NFB	06/21/2022	Active	16	0	5	-5	-23.81%	21	3	3		4	M,VP,SC	11			
138163	Coimbatore Nightingale	06/03/2019	Active(1)	7	0	3	-3	-30.00%	30	2	1			S,T,M,VP,SC	11			
43125	COIMBATORE NORTH	10/21/1983	Active(2)	15	0	0	0	0.00%	15		16	2	None	P,S,T,M,VP SC	19			
	Exc Award (06/30/2017)																	
151009	Coimbatore Ondipudur Kings	06/21/2022	Cancelled(8*)	0	0	16	-16	-100.00%	16	2	3	1	None	P,S,T,M,VP SC	N/A	90+ Days		
153664	Coimbatore Peelamedu Riders	03/10/2023	Active(2)	20	0	0	0	0.00%	20		2			S,M,VP,SC	19			
48138	COIMBATORE PERIYANAICKENPALAYM	02/03/1988	Active	21	0	0	0	0.00%	21		10		7	M,VP,SC	0			
	Exc Award (06/30/2017, 06/30/2023)																	
129503	Coimbatore Presidency	11/30/2016	Active(1)	4	1	0	1	33.33%	7		2		3	M,VP,SC	19			
	Exc Award (06/30/2017, 06/30/2018, 06/30/2020)																	
63642	COIMBATORE PRESTIGE	10/23/2000	Active	12	1	9	-8	-40.00%	20	10	7			N	T,M,VP,SC	19		
	Exc Award (06/30/2017)																	
153660	Coimbatore Rabwin	03/21/2023	Active(2)	20	20	21	-1	-4.76%	21	2	0		3	M,VP,SC	19			
51158	COIMBATORE RACE COURSE	12/28/1990	Active	19	0	0	0	0.00%	19		13	1	None	P,S,T,M,VP SC	16			
	Exc Award (06/30/2017, 06/30/2022)																	
121242	Coimbatore Rainbow	01/28/2014	Active(2)	3	0	0	0	0.00%	3		15	1	None	P,S,T,M,VP SC	19			
139115	Coimbatore Rathinam	07/22/2019	Active(1)	175	0	0	0	0.00%	175		2			M,VP,SC	17			
	Exc Award (06/30/2022)																	



Club Health Assessment for District 324 D through March 2025

			Status	Membership							Reports					Finance		LCIF
Club Number	Club Name	Charter Date		Current Member Count	YTD Members Added	YTD Members Dropped	YTD Net Growth	YTD Net Growth%	Member Count 12 Months Ago	Avg. length of service for dropped members	Months Since Last MMR ***	Yrs. Since Last Officer Report	President Rotation	Vice President Reported ****	Months Since Last Activity Report ***	Account Balance	Donations for current Fiscal Year	
			Number of times on status quo within last two years	If below 15 members appears				If net loss is greater than 20% appears			If no report in 3 months appears in	When more than one year appears in	Number of repeat terms	Notes the officers that do not have an active	If no report at 12 months appears in red			
131897	Coimbatore Royals	07/04/2017	Cancelled(8*)	0	1	9	-8	-100.00%	9	6	0		None	P,S,T,M,VP SC	13	90+ Days		
148527	Coimbatore Saaral	10/04/2021	Active	7	0	0	0	0.00%	7		10		4	S,M,VP,SC	13			
Exc Award (06/30/2022)																		
53945	COIMBATORE SAIBABA COLONY	12/29/1992	Active	27	0	5	-5	-15.63%	31	6	2			T,M,VP,SC	7			
Exc Award (06/30/2019)																		
60331	COIMBATORE SANGAMAM	01/29/1998	Active	76	4	2	2	2.70%	74	0	0			S,T,M,VP,SC	3		\$3,090.75	
Exc Award (06/30/2017, 06/30/2019, 06/30/20)																		
150559	Coimbatore Sangamithra	04/27/2022	Active	15	6	6	0	0.00%	15	2	3		R	T,SC	N/A	90+ Days		
152491	Coimbatore Saravanampatty IT Park	09/01/2022	Active(2)	17	0	0	0	0.00%	52		9		None	P,S,M,VP,SC	19			
135941	Coimbatore Semmozhi	07/26/2018	Active(2)	5	0	0	0	0.00%	5		14	1	None	P,S,T,M,VP SC	19			
44331	COIMBATORE SIDHAPUDUR	10/22/1984	Active	18	0	0	0	0.00%	19		5		R	T	18			
147465	Coimbatore Siruvani	07/16/2021	Active	31	0	6	-6	-16.22%	36	3	6		N	M,VP,SC	3			
Exc Award (06/30/2022, 06/30/2023)																		
127117	Coimbatore Smart City	04/04/2016	Active(1)	20	1	2	-1	-4.76%	21	3	0		2	R	T,M,VP,SC	3	\$1,000.30	
Exc Award (06/30/2017, 06/30/2019, 06/30/20)																		
100411	COIMBATORE STAR VISION	10/23/2007	Active(1)	26	0	0	0	0.00%	28		10			S,T,M,VP,SC	19			
Exc Award (06/30/2017, 06/30/2023)																		
148554	Coimbatore Sunrisers	10/07/2021	Active(2)	4	5	3	2	100.00%	13	11	1			M,VP,SC	15			
36775	COIMBATORE TEX-CITY	03/12/1979	Active	11	0	4	-4	-26.67%	19	5	0			P,M,VP,SC	17			
Exc Award (06/30/2017)																		
153665	Coimbatore Thadagam	03/21/2023	Cancelled(8*)	0	0	20	-20	-100.00%	20	2	25	1	None	P,S,T,M,VP SC	19	90+ Days		
135167	Coimbatore Titanium	06/20/2018	Active(1)	0	0	0	0	0.00%	4		11	1	None	P,S,T,M,VP SC	19			
153661	Coimbatore Uppilpalayam	03/10/2023	Active(2)	10	4	0	4	66.67%	25		7			T,M,VP,SC	19		\$1,030.25	
152297	Coimbatore Varadharajapuram	02/02/2023	Active(1)	5	0	0	0	0.00%	5		0	1	None	P,S,T,M,VP SC	N/A			
102838	COIMBATORE VICTORY	06/26/2008	Active	25	0	0	0	0.00%	27		9		2	S,T,M,VP,SC	16	90+ Days		
Exc Award (06/30/2017, 06/30/2018)																		
49015	COIMBATORE WEST	11/04/1988	Active(1)	22	0	0	0	0.00%	22		11			S,M,VP,SC	15			



Club Health Assessment for District 324 D through March 2025

			Status	Membership						Reports					Finance		LCIF
Club Number	Club Name	Charter Date		Current Member Count	YTD Members Added	YTD Members Dropped	YTD Net Growth	YTD Net Growth%	Member Count 12 Months Ago	Avg. length of service for dropped members	Months Since Last MMR ***	Yrs. Since Last Officer Report	President Rotation	Vice President Reported ****	Months Since Last Activity Report ***	Account Balance	Donations for current Fiscal Year
			Number of times on status quo within last two years	If below 15 members appears				If net loss is greater than 20% appears			If no report in 3 months appears in	When more than one year appears in	Number of repeat terms	Notes the officers that do not have an active	If no report at 12 months appears in red		
Exc Award (06/30/2019)																	
45546	KARAMADAI	11/01/1985	Active	24	2	0	2	9.09%	28		1			N	M,VP,SC	10	
Exc Award (06/30/2017)																	
26491	METTUPALAYAM	04/30/1970	Active	35	3	10	-7	-16.67%	42	11	3				T,VP,SC	0	
55044	SIRUMUGAI	11/11/1993	Active	19	1	0	1	5.56%	20		7			R	P,SC	0	
Exc Award (06/30/2017)																	
41091	SOMANUR	03/30/1982	Active	22	1	0	1	4.76%	28		3		2		P,M,VP,SC	19	
Exc Award (06/30/2017, 06/30/2018, 06/30/2020)																	
98246	THUDIYALUR	01/05/2007	Active	41	0	0	0	0.00%	42		10			N	S,T,M,SC	19	
Exc Award (06/30/2017)																	

Clubs Cancelled Previous Fiscal Year – Clubs Cancelled within last 12 months may be reinstated

Club Number	Club Name	Charter Date	Current Status*	Cancellation Date
95643	AVINASHI GOLDEN JUBILEE	02/15/2006	Cancelled(5*)	08/30/2023
142833	Coimbatore Abirami	09/09/2020	Cancelled(6*)	07/26/2023
138615	Coimbatore Amman Adimai	06/17/2019	Cancelled(6*)	07/26/2023
43290	COIMBATORE CHERAN	12/05/1983	Cancelled(5*)	08/29/2023
140897	Coimbatore Crown	02/10/2020	Cancelled(6*)	07/26/2023
152540	Coimbatore East	08/31/2022	Cancelled(8*)	09/29/2023
132012	Coimbatore Gandhipuram East	07/04/2017	Cancelled(8*)	09/29/2023
150988	Coimbatore Green Tree	06/21/2022	Cancelled(8*)	09/29/2023
125273	Coimbatore Greencity	06/23/2015	Cancelled(6*)	07/26/2023
137043	Coimbatore Gurukulam	01/16/2019	Cancelled(6*)	07/26/2023
148678	Coimbatore Kaalai Kadiravan	10/20/2021	Cancelled(8*)	02/29/2024
122193	Coimbatore Kings	05/14/2014	Cancelled(8*)	12/29/2023
138526	Coimbatore Knights	06/11/2019	Cancelled(6*)	07/26/2023
112168	COIMBATORE LIBERTY	09/06/2011	Cancelled(6*)	07/26/2023
140998	Coimbatore Magudam	02/17/2020	Cancelled(6*)	07/26/2023
138592	Coimbatore Mahaganapathy	06/17/2019	Cancelled(8*)	12/29/2023



Club Health Assessment for District 324 D through March 2025

			Membership										Reports					Finance		LCIF
Club Number	Club Name	Charter Date	Status	Current Member Count	YTD Members Added	YTD Members Dropped	YTD Net Growth	YTD Net Growth%	Member Count 12 Months Ago	Avg. length of service for dropped members	Months Since Last MMR ***	Yrs. Since Last Officer Report	President Rotation	Vice President Reported ****	Months Since Last Activity Report ***	Account Balance	Donations for current Fiscal Year			
			Number of times on status quo within last two years	If below 15 members appears				If net loss is greater than 20% appears			If no report in 3 months appears in	When more than one year appears in	Number of repeat terms	Notes the officers that do not have an active	If no report at 12 months appears in red					
139214	Coimbatore Majestic	07/11/2019	Cancelled(8*)	12/29/2023																
63524	COIMBATORE MILLENNIUM	08/14/2000	Cancelled(5*)	08/29/2023																
142839	Coimbatore Navajeevan	10/06/2020	Cancelled(6*)	07/26/2023																
142873	COIMBATORE NEW TOWN	09/28/2020	Cancelled(8*)	12/29/2023																
147161	Coimbatore Oxytree	08/11/2021	Cancelled(8*)	09/29/2023																
137269	Coimbatore Pasumai	01/22/2019	Cancelled(6*)	07/26/2023																
125213	Coimbatore Platinum	06/18/2015	Cancelled(8*)	01/29/2024																
97592	COIMBATORE SILICON CITY	07/25/2006	Cancelled(8*)	11/29/2023																
147163	Coimbatore Sundarapuram	08/10/2021	Cancelled(8*)	09/29/2023																
152293	Coimbatore Vinayagapuram	08/31/2022	Cancelled(8*)	10/29/2023																
37726	POLLACHI EAST	11/16/1979	Cancelled(8*)	12/29/2023																
50188	POLLACHI PRINCE	02/09/1990	Cancelled(5*)	08/29/2023																
141207	Sirumugai East	03/13/2020	Cancelled(8*)	09/29/2023																
Current Total Clubs Count	YTD New Clubs Count	YTD Cancelled Clubs Count	YTD Net Club Gain	Current Total Members Count	YTD Add	YTD Drop	YTD Net Growth	YTD Net Growth %	Member Count 12 Months Ago	Average Member Count Per Club	% of Clubs with less than 20 members	% No MMR in 3 Months	% No Officer Report in 12 Months	% of Clubs with balance 90+ days	Number of Clubs in Status Quo	% Status Quo Clubs in Financial Suspension	Number of Cancelled Clubs	Average Cancelled Club Age	Members Lost Due to Cancellation	% of Clubs Cancelled for Non-Financial Reasons
70	5	9	-4	1,621	274	356	-82	-4.82%	1,972	23	47%	63%	19%	14%	0	0%	9	34	188	-167%

* - P - Priority Club. Cancellation Reasons: 1-Objectives/conduct, 2-Non-active club, 5-Non-existing club, 6-Disbanding, 7-Merger, 8-Financial Suspension, 9-District/Multiple District Dues.

** - Abbreviation: P-President, S-Secretary, T-Treasurer, M-Member Chairperson, VP-First Vice President, MC-Communications Chairperson, SC-Service Chairperson

*** - Abbreviation: N/R - Never reported using the Lions Clubs website, N/A - Not applicable, No password registered for the Lions Clubs website.

**** - Abbreviation: N - New, IP - Immediate Past, R - Repeat.



Club Health Assessment for District 324 E through March 2025

			Status	Membership							Reports					Finance	LCIF	
Club Number	Club Name	Charter Date		Current Member Count	YTD Members Added	YTD Members Dropped	YTD Net Growth	YTD Net Growth%	Member Count 12 Months Ago	Avg. length of service for dropped members	Months Since Last MMR ***	Yrs. Since Last Officer Report	President Rotation	Vice President Reported ****	Months Since Last Activity Report ***	Account Balance	Donations for current Fiscal Year	
			Number of times on status quo within last two years	If below 15 members appears			If net loss is greater than 20% appears				If no report in 3 months appears in	When more than one year appears in	Number of repeat terms	Notes the officers that do not have an active		If no report at 12 months appears in red		
Clubs less than two years old																		
178564	Andagalurgate	10/15/2024	Active	20	20	0	20	100.00%	0		2				M,VP,SC	0		
178408	Arachalur Aram	10/07/2024	Active	31	31	0	31	100.00%	0		2				M,VP,SC	0		
177772	Attayampatti Aaditi	08/30/2024	Active	20	21	1	20	100.00%	0	0	4			N		0	\$52.11	
178573	Belukuruchi	10/15/2024	Active	25	25	0	25	100.00%	0		2			N	T,M,SC	0		
176580	Erode Rainbow	07/26/2024	Active	26	26	0	26	100.00%	0		4				M,VP,SC	0	\$52.11	
177975	Erode Yellow Sun city	10/17/2024	Active	22	22	0	22	100.00%	0		5				M,VP,SC	0		
176595	Hosur Arasan	08/16/2024	Active	22	22	0	22	100.00%	0		2			N	T,M,VP,SC	0		
173414	Hosur Elite	07/16/2024	Active	32	33	1	32	100.00%	0	0	5				M,VP,SC	0		
154183	Hosur Everest	04/24/2023	Active	63	25	0	25	65.79%	39		0			N	SC	0	\$896.53	
176642	Kambainallur	07/26/2024	Active	26	26	0	26	100.00%	0		1			N		0	\$95.84	
155958	Kaveripattinam Kings	09/25/2023	Active	20	4	1	3	17.65%	21	1	8			N	SC	0	\$29.95	
156396	Kolathur Stars	11/02/2023	Active	37	14	2	12	48.00%	25	1	1		2		S,T,M,VP,SC	0	\$50.31	
178571	Nachipatty	10/15/2024	Active	25	25	0	25	100.00%	0		2			N	M,VP,SC	0		
180801	Nallampalli	02/11/2025	Newly Chartered	20	20	0	20	100.00%	0		1				T,M,VP,SC	0		
156395	Namagripet Town	10/25/2023	Active	26	6	1	5	23.81%	21	1	1			N	P,T,M,SC	0		
157163	Namakkal Elite	03/14/2024	Active	18	0	2	-2	-10.00%	20	1	3		2		M,VP,SC	0	\$2,000.04	
176736	Pennagaram	02/11/2025	Newly Chartered	20	20	0	20	100.00%	0		1			N		0		
173337	Pochampalli Sigaram	07/26/2024	Active	30	30	0	30	100.00%	0		0				T,M,VP,SC	0		
155784	Pottireddipatti	08/28/2023	Active	22	0	0	0	0.00%	22		12		2		S,T,M,VP,SC	0		
178716	Rasipuram Pudupatti	10/15/2024	Active	25	25	0	25	100.00%	0		2			N	T,M,VP,SC	0		
157694	Salem Bright City	03/14/2024	Active(1)	24	6	4	2	9.09%	22	1	1		2		S,T,M,VP,SC	0	90+ Days	
Exc Award (06/30/2024)																		
180474	Salem Nature	02/06/2025	Newly Chartered	20	20	0	20	100.00%	0		1			N	M,SC	0		



Club Health Assessment for District 324 E through March 2025

			Status	Membership							Reports					Finance		LCIF
Club Number	Club Name	Charter Date		Current Member Count	YTD Members Added	YTD Members Dropped	YTD Net Growth	YTD Net Growth%	Member Count 12 Months Ago	Avg. length of service for dropped members	Months Since Last MMR ***	Yrs. Since Last Officer Report	President Rotation	Vice President Reported ****	Months Since Last Activity Report ***	Account Balance	Donations for current Fiscal Year	
			Number of times on status quo within last two years	If below 15 members appears				If net loss is greater than 20% appears			If no report in 3 months appears in	When more than one year appears in	Number of repeat terms	Notes the officers that do not have an active	If no report at 12 months appears in red			
173866	Sendai Nanjundapuram	07/24/2024	Active	25	25	0	25	100.00%	0		3			T,M,VP,SC	0	90+ Days		
174688	Sendai Ponnarkulam	07/24/2024	Active	25	25	0	25	100.00%	0		2			N M,VP,SC	0	90+ Days		
176713	Sendai Thuthikulam	08/30/2024	Active	25	25	0	25	100.00%	0		3			M,VP,SC	0	90+ Days		
155785	Thirumanur Village	08/29/2023	Active	21	0	0	0	0.00%	21		7		2	N	0			
Exc Award (06/30/2024)																		
155787	Valayapatty	08/28/2023	Active(1)	14	0	7	-7	-33.33%	21	1	3		2	S,T,M,VP,SC	0			
172802	Valayapatty Pasumai	07/15/2024	Active	20	20	0	20	100.00%	0		4			N M	0			
Clubs more than two years old																		
46674	ANTHIYUR THAVITTUPALAYAM	11/03/1986	Active	45	5	2	3	7.14%	42	9	4		2	S,T,M,VP,SC	0			
Exc Award (06/30/2020, 06/30/2023)																		
152303	Attayampatti Tex City	09/13/2022	Active	22	4	2	2	10.00%	25	5	0			VP,SC	0			
Exc Award (06/30/2023)																		
44786	ATTAYAMPATTY	03/01/1985	Active	32	3	0	3	10.34%	34		1			N S,M,SC	0		\$736.15	
Exc Award (06/30/2020, 06/30/2021, 06/30/2022)																		
26467	ATTUR	12/20/1969	Active	45	4	1	3	7.14%	50	7	8			N VP,SC	0		\$50.31	
Exc Award (06/30/2020, 06/30/2022, 06/30/2023)																		
122118	Attur Aadhavan	05/12/2014	Active	54	9	3	6	12.50%	49	4	3			N VP	0		\$1,000.02	
Exc Award (06/30/2022, 06/30/2023, 06/30/2024)																		
144264	Attur Aditya	12/22/2020	Active	37	3	0	3	8.82%	33		2			N	0		\$766.39	
Exc Award (06/30/2022, 06/30/2023, 06/30/2024)																		
50788	AVAL POONDURAI	06/27/1990	Active	137	1	0	1	0.74%	139		0			R T,M,SC	0		\$1,904.71	
Exc Award (06/30/2020, 06/30/2022, 06/30/2023)																		
57987	AYOTHIAPPATNAM RICE CITY	03/15/1996	Active	96	10	1	9	10.34%	94	9	0			R VP	0		\$1,051.51	
Exc Award (06/30/2017, 06/30/2021)																		
121396	Ayothiyapattanam Ramar City	02/20/2014	Active	24	0	3	-3	-11.11%	29	9	3			N P,T,VP,SC	0			
132544	Bagalur	09/05/2017	Active	26	7	2	5	23.81%	20	7	7		2	R VP	0	90+ Days		
54345	BARUGUR	04/14/1993	Active	46	6	0	6	15.00%	39		5		None	P,T,M,VP,SC	0		\$1,000.02	



Club Health Assessment for District 324 E through March 2025

			Status	Membership							Reports					Finance		LCIF
Club Number	Club Name	Charter Date		Current Member Count	YTD Members Added	YTD Members Dropped	YTD Net Growth	YTD Net Growth%	Member Count 12 Months Ago	Avg. length of service for dropped members	Months Since Last MMR ***	Yrs. Since Last Officer Report	President Rotation	Vice President Reported ****	Months Since Last Activity Report ***	Account Balance	Donations for current Fiscal Year	
			Number of times on status quo within last two years	If below 15 members appears				If net loss is greater than 20% appears			If no report in 3 months appears in	When more than one year appears in	Number of repeat terms	Notes the officers that do not have an active	If no report at 12 months appears in red			
Exc Award (06/30/2017, 06/30/2020, 06/30/2024)																		
26469	BHAVANI KOMARAPALAYAM	01/08/1970	Active	18	0	2	-2	-10.00%	20	21	6		2	N	0			
122892	Bhavani Komarapalayam Sangamam	08/06/2014	Active	18	4	0	4	28.57%	20		6			N	VP,SC	0		
57920	CHENNIMALAI	02/29/1996	Active	40	6	0	6	17.65%	33		0				T,M,VP,SC	0	\$141.36	
Exc Award (06/30/2023, 06/30/2024)																		
134585	Dasappagounden Pudur	05/28/2018	Active(2)	16	7	3	4	33.33%	12	7	1				S,T,M,VP,SC	0		
57765	DENKANIKOTTA	01/23/1996	Active	16	1	8	-7	-30.43%	23	11	0				S,T,M,VP,SC	0	90+ Days	
50305	DHARAPURAM CENTRAL	03/15/1990	Active	59	9	0	9	18.00%	51		1			N	M,SC	0	\$58.70	
Exc Award (06/30/2021, 06/30/2023)																		
37201	DHARAPURAM TOWN L C	05/29/1979	Active	98	18	14	4	4.26%	95	5	2			N	T,M,VP	0	\$1,000.02	
Exc Award (06/30/2023)																		
50789	DHARMAPURI TOWN	06/27/1990	Active	90	16	0	16	21.62%	75		1			N	S,M,SC	0	\$2,000.04	
Exc Award (06/30/2024)																		
131154	Erampatti Town	06/07/2017	Active	31	0	2	-2	-6.06%	33	8	3			N	T,SC	0		
26479	ERODE	12/18/1961	Active	232	4	0	4	1.75%	234		7			N	T,SC	0	\$1,006.29	
Exc Award (06/30/2017)																		
104445	ERODE MAARUTHI	01/22/2009	Cancelled(8*)	0	4	27	-23	-100.00%	23	12	0		None		P,S,T,M,VP SC	3	90+ Days	
Exc Award (06/30/2016)																		
144389	Erode Ajanthaa	12/23/2020	Cancelled(8*)	0	0	23	-23	-100.00%	23	4	13	1	None		P,S,T,M,VP SC	13	90+ Days	
135157	Erode Amaravathi	06/19/2018	Active	25	0	6	-6	-19.35%	31	3	3				VP,SC	0		
Exc Award (06/30/2019, 06/30/2022)																		
147633	Erode Aram	07/28/2021	Active	20	0	0	0	0.00%	20		10			R	M,SC	0		
Exc Award (06/30/2022, 06/30/2024)																		
125955	Erode Aspire	10/16/2015	Active	21	1	0	1	5.00%	19		8			N	P,T,VP	0		
84910	ERODE BVB	02/24/2005	Active	421	12	0	12	2.93%	409		8			N	P,T,VP,SC	0		
Exc Award (06/30/2019, 06/30/2020, 06/30/2024)																		
50207	ERODE CAUVERY	02/15/1990	Active	104	14	12	2	1.96%	142	5	0			R		0	\$1,932.67	
Exc Award (06/30/2016, 06/30/2019, 06/30/2024)																		



Club Health Assessment for District 324 E through March 2025

Club Number	Club Name	Charter Date	Status	Membership							Reports					Finance	LCIF
				Current Member Count	YTD Members Added	YTD Members Dropped	YTD Net Growth	YTD Net Growth%	Member Count 12 Months Ago	Avg. length of service for dropped members	Months Since Last MMR ***	Yrs. Since Last Officer Report	President Rotation	Vice President Reported ****	Months Since Last Activity Report ***	Account Balance	Donations for current Fiscal Year
			Number of times on status quo within last two years	If below 15 members appears				If net loss is greater than 20% appears			If no report in 3 months appears	When more than one year appears in	Number of repeat terms	Notes the officers that do not have an active	If no report at 12 months appears in red		
47318	ERODE CENTRAL	05/01/1987	Active	85	8	1	7	8.97%	79	2	1		R	P,T,VP	0		\$100.63
	Exc Award (06/30/2023)																
142025	Erode Champion	07/03/2020	Active	22	2	3	-1	-4.35%	25	4	0			M,VP,SC	0		\$822.52
	Exc Award (06/30/2024)																
67245	ERODE COSMOS	02/11/2003	Active	47	6	1	5	11.90%	42	14	3		R	T,VP	0		
	Exc Award (06/30/2019, 06/30/2020, 06/30/2021)																
52415	ERODE EAST	01/10/1992	Active	75	12	0	12	19.05%	64		2			S,M,VP,SC	0		\$1,000.02
	Exc Award (06/30/2019, 06/30/2023)																
115121	ERODE EXCELLENT	09/19/2011	Active	32	2	1	1	3.23%	34	4	3		R	M,VP	0		
	Exc Award (06/30/2022)																
46150	ERODE FORT	05/01/1986	Active(1)	21	2	0	2	10.53%	26		2		N	P,S,T,VP,SC	0		
99977	ERODE GOLDEN CITY	07/31/2007	Active	11	1	1	0	0.00%	11	0	2		N	T,VP,SC	0		
101455	ERODE KALINGARAAYAN	03/12/2008	Active	19	3	0	3	18.75%	18		1		N	M,VP	0		
123169	Erode Kurinchi	09/22/2014	Active	63	1	2	-1	-1.56%	65	6	3			P,S,T,VP,SC	0		
	Exc Award (06/30/2022, 06/30/2023)																
140648	Erode Master Heartfulness	01/06/2020	Active(1)	10	12	12	0	0.00%	10	4	1		2	M,VP,SC	0		
	Exc Award (06/30/2022)																
40956	ERODE MID TOWN	02/08/1982	Active	322	32	3	29	9.90%	310	11	1		N	SC	0		\$2,950.40
	Exc Award (06/30/2022)																
58641	ERODE MILK CITY	08/07/1996	Active	32	1	0	1	3.23%	30		5		IP	T	0		\$29.95
	Exc Award (06/30/2019, 06/30/2022, 06/30/2023)																
126026	Erode Navarathna	11/10/2015	Active	10	0	0	0	0.00%	10		9		N	SC	0		
56268	ERODE NORTH	11/22/1994	Active	33	2	0	2	6.45%	34		0		N		0		
	Exc Award (06/30/2021, 06/30/2022)																
124607	Erode North Kings	04/08/2015	Active	24	5	1	4	20.00%	20	13	0		N	S,SC	0		\$51.51
	Exc Award (06/30/2016, 06/30/2022, 06/30/2023)																
66636	ERODE PREMIER	09/27/2002	Active	38	2	0	2	5.56%	37		3		N	T,SC	0		\$599.09
	Exc Award (06/30/2017, 06/30/2022, 06/30/2023)																



Club Health Assessment for District 324 E through March 2025

			Status	Membership							Reports					Finance		LCIF
Club Number	Club Name	Charter Date		Current Member Count	YTD Members Added	YTD Members Dropped	YTD Net Growth	YTD Net Growth%	Member Count 12 Months Ago	Avg. length of service for dropped members	Months Since Last MMR ***	Yrs. Since Last Officer Report	President Rotation	Vice President Reported ****	Months Since Last Activity Report ***	Account Balance	Donations for current Fiscal Year	
			Number of times on status quo within last two years	If below 15 members appears					If net loss is greater than 20% appears		If no report in 3 months appears in	When more than one year appears in	Number of repeat terms	Notes the officers that do not have an active	If no report at 12 months appears in red			
142022	Erode Red Fort	07/07/2020	Active	43	3	0	3	7.50%	40		2			N	S,T,SC	0	\$1,000.02	
Exc Award (06/30/2022, 06/30/2024)																		
78699	ERODE SAKTHI	04/01/2004	Active	44	6	0	6	15.79%	39		6			N	T,VP	0		
135037	Erode Sivagiri	06/19/2018	Active(1)	26	0	4	-4	-13.33%	30	7	3		2		P,M,VP,SC	0		
Exc Award (06/30/2021, 06/30/2023)																		
138073	Erode Smart City	05/06/2019	Active	15	0	0	0	0.00%	15		11			N	P,T,SC	0		
66749	ERODE SOUTH	10/31/2002	Active	29	2	0	2	7.41%	26		2			N	S,T	0		
Exc Award (06/30/2022)																		
59885	ERODE STAR	07/20/1997	Active	15	0	0	0	0.00%	17		9				P,M,VP	0		
Exc Award (06/30/2016)																		
53805	ERODE SUPREME	11/09/1992	Active	341	67	22	45	15.20%	302	8	0			N		0	\$2,000.04	
Exc Award (06/30/2017)																		
58653	ERODE TURMERIC CITY	08/26/1996	Active	58	1	2	-1	-1.69%	59	24	8			R	T,VP	0	\$60.38	
Exc Award (06/30/2021, 06/30/2023)																		
54223	ERODE UNIQUE	03/11/1993	Active	35	0	2	-2	-5.41%	37	13	3			N		0	\$706.80	
Exc Award (06/30/2017, 06/30/2019, 06/30/2020)																		
132545	Erode Vishal	09/18/2017	Active	28	1	0	1	3.70%	26		2			N	SC	0		
Exc Award (06/30/2021, 06/30/2022)																		
26480	GOBICHETTIPALAYAM	09/14/1969	Active	107	19	15	4	3.88%	101	4	3			N		0	\$1,000.02	
Exc Award (06/30/2020, 06/30/2022, 06/30/2023)																		
140373	Gobichettipalayam Aatherai	12/02/2019	Active	33	2	0	2	6.45%	31		0			N	T,VP	0	\$161.12	
Exc Award (06/30/2022, 06/30/2023, 06/30/2024)																		
151002	Gobichettipalayam Liafians	06/08/2022	Cancelled(8*)	0	0	32	-32	-100.00%	32	3	3		None		P,S,T,M,VP SC	4	90+ Days	
151090	Gobichettipalayam Prestige	06/15/2022	Active	38	0	1	-1	-2.56%	39	2	0		4	N	VP,SC	0		
67144	GURUSAMY PALAYAM TAMIZHAN	01/08/2003	Active(1)	25	0	11	-11	-30.56%	36	11	3			N	VP	0		
Exc Award (06/30/2023)																		
50145	HARUR	01/29/1990	Active	74	4	4	0	0.00%	74	24	2			N	P	0	\$53.91	
Exc Award (06/30/2022, 06/30/2023)																		



Club Health Assessment for District 324 E through March 2025

Club Number	Club Name	Charter Date	Status	Membership							Reports					Finance	LCIF
				Current Member Count	YTD Members Added	YTD Members Dropped	YTD Net Growth	YTD Net Growth%	Member Count 12 Months Ago	Avg. length of service for dropped members	Months Since Last MMR ***	Yrs. Since Last Officer Report	President Rotation	Vice President Reported ****	Months Since Last Activity Report ***	Account Balance	Donations for current Fiscal Year
			Number of times on status quo within last two years	If below 15 members appears				If net loss is greater than 20% appears			If no report in 3 months appears	When more than one year appears in	Number of repeat terms	Notes the officers that do not have an active	If no report at 12 months appears in red		
34900	HOSUR	12/12/1977	Active	103	20	1	19	22.62%	85	44	0			N	0		\$1,000.00
	Exc Award (06/30/2022, 06/30/2024)																
67140	HOSUR CASTLE	01/21/2003	Active	55	10	0	10	22.22%	45		2			N	P,SC	0	\$1,000.02
	Exc Award (06/30/2017)																
115798	HOSUR FLOWER CITY	01/04/2012	Active	31	1	0	1	3.33%	30		5				S,T,M,VP,SC	0	\$2,018.29
	Exc Award (06/30/2023, 06/30/2024)																
136756	Hosur Galaxy	11/23/2018	Active	35	2	10	-8	-18.60%	43	4	2			N		0	\$1,000.02
	Exc Award (06/30/2020, 06/30/2023, 06/30/2024)																
120095	Hosur Hills	08/02/2013	Active	56	5	0	5	9.80%	54		0			N		0	\$3,000.04
	Exc Award (06/30/2022)																
67081	HOSUR IMPACT	01/08/2003	Active	45	6	4	2	4.65%	47	1	3				VP	0	\$1,000.00
	Exc Award (06/30/2020, 06/30/2022, 06/30/2024)																
128402	Hosur Lake	08/19/2016	Active	33	9	0	9	37.50%	25		2			N		0	\$1,100.63
	Exc Award (06/30/2022)																
105488	HOSUR MAGNUM	05/15/2009	Active	55	3	0	3	5.77%	60		0			N	VP	0	\$1,050.63
135454	Hosur Melvin Jones	07/27/2018	Active	27	15	0	15	125.00%	22		7		6		T,M,VP,SC	0	
	Exc Award (06/30/2023)																
135455	Hosur Pride	07/27/2018	Active	65	6	0	6	10.17%	63		1			N	T,M,VP,SC	0	
	Exc Award (06/30/2022)																
140369	Hosur Rose City	12/26/2019	Active	30	5	3	2	7.14%	28	2	0			N		0	
	Exc Award (06/30/2022)																
44681	HOSUR SIPCOT INDUSTRIAL COMPLX	02/14/1985	Active	54	1	0	1	1.89%	53		0				P,M,VP,SC	0	\$1,000.00
	Exc Award (06/30/2023)																
60273	IDAPPADI TEX CITY	01/06/1998	Active	59	4	2	2	3.51%	57	13	0			N	T	0	\$60.38
	Exc Award (06/30/2020, 06/30/2022)																
66940	KABILARMALAI	12/16/2002	Active	34	0	0	0	0.00%	32		6			N	M,VP,SC	0	
	Exc Award (06/30/2024)																
66753	KANDAMPALAYAM	10/31/2002	Active	36	0	0	0	0.00%	35		6			R	S,M,SC	0	



Club Health Assessment for District 324 E through March 2025

			Status	Membership						Reports					Finance		LCIF
Club Number	Club Name	Charter Date		Current Member Count	YTD Members Added	YTD Members Dropped	YTD Net Growth	YTD Net Growth%	Member Count 12 Months Ago	Avg. length of service for dropped members	Months Since Last MMR ***	Yrs. Since Last Officer Report	President Rotation	Vice President Reported ****	Months Since Last Activity Report ***	Account Balance	Donations for current Fiscal Year
			Number of times on status quo within last two years	If below 15 members appears				If net loss is greater than 20% appears			If no report in 3 months appears in	When more than one year appears in	Number of repeat terms	Notes the officers that do not have an active	If no report at 12 months appears in red		
45750	KANJIKOIL	01/06/1986	Active	91	10	0	10	12.35%	80		2			P,T,M,VP,SC	0		\$82.52
Exc Award (06/30/2022, 06/30/2023)																	
132350	Karimangalam Vallal Kaari	08/04/2017	Active	30	4	1	3	11.11%	27	3	1			N VP	0		\$949.55
97905	KAVERIPATTINAM PENNAR	10/27/2006	Active(2)	17	0	3	-3	-15.00%	20	12	0			N S,M,SC	0	90+ Days	
Exc Award (06/30/2023)																	
66323	KAVINDAPADI SUGAR CITY	06/27/2002	Active	23	20	43	-23	-50.00%	48	10	3			IP S,T,M,SC	0		
Exc Award (06/30/2020, 06/30/2023)																	
136620	Kodumudi Taluk	11/23/2018	Active(1)	28	2	0	2	7.69%	26		8		None	P,T,M,VP,SC	0		
56963	KOMARAPALAYAM	05/22/1995	Active	36	5	2	3	9.09%	35	8	0			N	0		\$50.31
Exc Award (06/30/2017)																	
47590	KOMARAPALAYAM CENTRAL	06/29/1987	Active	74	2	3	-1	-1.33%	77	15	1			N M,SC	0		\$50.31
Exc Award (06/30/2023)																	
102310	KOMARAPALAYAM TEX CITY	06/06/2008	Active	28	2	1	1	3.70%	27	5	2			N	0		\$30.01
Exc Award (06/30/2018, 06/30/2020, 06/30/2023)																	
116990	KOMARAPALAYAM THALAPATHY	05/29/2012	Active	21	3	2	1	5.00%	20	3	1			N P,T,VP	0		\$1,806.87
26486	KRISHNAGIRI	01/21/1970	Active	39	3	0	3	8.33%	42		0		2	R VP	0		\$40.25
Exc Award (06/30/2023)																	
61602	MALLASAMUDARAM	03/08/1999	Active	53	2	0	2	3.92%	51		1			R P,T,M,SC	0		\$760.77
Exc Award (06/30/2019, 06/30/2020, 06/30/2023)																	
152228	Mangalapuram	08/22/2022	Active	10	0	2	-2	-16.67%	20	2	3		None	P,T,M,VP,SC	0	90+ Days	
55238	MARANDAHALLI	01/24/1994	Active	30	4	1	3	11.11%	30	6	2			N VP,SC	0		\$1,000.00
133674	Mathur Mango City	02/27/2018	Active	35	2	0	2	6.06%	35		6			T,M,VP,SC	0		\$1,000.00
Exc Award (06/30/2020, 06/30/2021, 06/30/2023)																	
62944	MOHANUR	03/20/2000	Active	49	2	0	2	4.26%	46		2			N M	0		\$111.10
Exc Award (06/30/2020, 06/30/2021, 06/30/2023)																	
128404	Mohanur Kaveri	08/11/2016	Active	28	3	1	2	7.69%	25	8	0			N SC	0		\$109.90
121213	Mulanur	01/24/2014	Active	27	5	0	5	22.73%	22		2		None	P,T,M,VP,SC	0		
116352	MULLUKURICHI KURINJI	03/21/2012	Active	29	0	0	0	0.00%	29		12			S,T,M,VP,SC	0		



Club Health Assessment for District 324 E through March 2025

			Status	Membership							Reports					Finance		LCIF
Club Number	Club Name	Charter Date		Current Member Count	YTD Members Added	YTD Members Dropped	YTD Net Growth	YTD Net Growth%	Member Count 12 Months Ago	Avg. length of service for dropped members	Months Since Last MMR ***	Yrs. Since Last Officer Report	President Rotation	Vice President Reported ****	Months Since Last Activity Report ***	Account Balance	Donations for current Fiscal Year	
			Number of times on status quo within last two years	If below 15 members appears				If net loss is greater than 20% appears			If no report in 3 months appears in	When more than one year appears in	Number of repeat terms	Notes the officers that do not have an active	If no report at 12 months appears in red			
Exc Award (06/30/2023)																		
64461	NAMAKKAL ANJANEYA	06/25/2001	Active	22	2	3	-1	-4.35%	21	5	0			N	T	0	\$1,000.02	
126553	Namakkal Golden City	02/29/2016	Active	20	2	4	-2	-9.09%	24	4	2			R	P,VP,SC	0	\$52.71	
142454	Namakkal Helen	08/11/2020	Active	19	1	0	1	5.56%	18		3			R	M,VP,SC	0	90+ Days	
Exc Award (06/30/2023)																		
150402	Namakkal Helen Keller	04/04/2022	Active	26	1	0	1	4.00%	25		5			N	S,T,SC	0	90+ Days	
125186	Namakkal Melvin Metro	06/17/2015	Active	57	4	1	3	5.56%	52	3	1			N	P,VP	0	\$155.74	
Exc Award (06/30/2020, 06/30/2022)																		
63709	NAMAKKAL METRO	11/20/2000	Active(1)	26	2	0	2	8.33%	26		2			N	SC	0	\$29.95	
Exc Award (06/30/2020, 06/30/2022, 06/30/2024)																		
55257	NAMAKKAL ROCK CITY	01/28/1994	Active	86	30	1	29	50.88%	55	5	0		2	R	P,T,VP	0	\$899.00	
60274	NAMAKKAL SOUTH	01/06/1998	Active	27	0	1	-1	-3.57%	30	2	3		None		P,T,M,VP,SC	0	\$35.94	
100816	NAMAKKAL TOWN	12/18/2007	Active	35	4	3	1	2.94%	34	2	1			N	M,VP,SC	0	\$1,000.02	
Exc Award (06/30/2020, 06/30/2023)																		
105374	NAMBIYUR	04/27/2009	Active	36	0	0	0	0.00%	35		9			N	P,M,VP,SC	0		
Exc Award (06/30/2024)																		
51397	PALACODE	03/06/1991	Active	44	3	0	3	7.32%	42		3				S,T,M,VP,SC	0	\$1,000.02	
Exc Award (06/30/2021, 06/30/2022, 06/30/2024)																		
46781	PALLIPALAYAM CENTRAL	12/01/1986	Active	34	3	0	3	9.68%	36		2			N	S,SC	0	\$32.34	
Exc Award (06/30/2020)																		
121480	Pallipalayam SPB Cheran	02/28/2014	Active	21	0	0	0	0.00%	21		3			R	M,VP	0		
Exc Award (06/30/2021, 06/30/2023)																		
61262	PANNANDUR	11/18/1998	Active	20	3	5	-2	-9.09%	20	11	0		2	N	VP,SC	0		
Exc Award (06/30/2023, 06/30/2024)																		
99522	PARAMATHY FORT	06/04/2007	Active	66	28	1	27	69.23%	43	4	2			N	M,VP,SC	0	\$65.89	
Exc Award (06/30/2023)																		
77692	PERIYAMANALI	10/07/2003	Active	26	0	0	0	0.00%	26		8			N	M	0	\$50.43	
Exc Award (06/30/2020)																		



Club Health Assessment for District 324 E through March 2025

			Status	Membership							Reports					Finance		LCIF
Club Number	Club Name	Charter Date		Current Member Count	YTD Members Added	YTD Members Dropped	YTD Net Growth	YTD Net Growth%	Member Count 12 Months Ago	Avg. length of service for dropped members	Months Since Last MMR ***	Yrs. Since Last Officer Report	President Rotation	Vice President Reported ****	Months Since Last Activity Report ***	Account Balance	Donations for current Fiscal Year	
			Number of times on status quo within last two years	If below 15 members appears				If net loss is greater than 20% appears			If no report in 3 months appears in	When more than one year appears in	Number of repeat terms	Notes the officers that do not have an active	If no report at 12 months appears in red			
33389	PERUNDURAI	02/14/1977	Active	84	4	3	1	1.20%	83	7	2			S,T,M,VP,SC	0		\$95.84	
	Exc Award (06/30/2023, 06/30/2024)																	
64662	POCHAMPALLI TOWN	08/29/2001	Active	43	22	1	21	95.45%	35	3	0		N	T,M,SC	0			
	Exc Award (06/30/2020, 06/30/2022, 06/30/2024)																	
57753	PUDANCHANTHAI	01/18/1996	Active	47	2	1	1	2.17%	46	2	7		N	P,T,M,VP	0		\$119.80	
	Exc Award (06/30/2020, 06/30/2022, 06/30/2024)																	
150759	Puduchatram	05/09/2022	Active	32	4	2	2	6.67%	29	2	3		N	P,T	0		\$32.34	
	Exc Award (06/30/2023, 06/30/2024)																	
26500	RASIPURAM	01/05/1970	Active	161	7	4	3	1.90%	168	17	2		N	VP	0		\$1,000.00	
	Exc Award (06/30/2022, 06/30/2023, 06/30/2024)																	
138336	Rasipuram Kings	06/03/2019	Active	46	6	4	2	4.55%	44	4	1			M,VP	0		\$60.38	
128682	Rayakottai Fort	09/12/2016	Active	26	10	2	8	44.44%	24	3	5		3	N	S	0	\$103.54	
	Exc Award (06/30/2022)																	
26502	SALEM	08/06/1960	Active	8	0	4	-4	-33.33%	12	28	3		2	R	T,M	0		
111373	SALEM AANANDHAM	06/16/2011	Active(1)	17	4	8	-4	-19.05%	32	4	0		N	P,S,T,M	0			
55535	SALEM AIRPORT	04/07/1994	Active	33	2	0	2	6.45%	38		2		R	S,VP,SC	0		\$1,000.02	
	Exc Award (06/30/2023)																	
42244	SALEM CENTRAL	01/26/1983	Active	12	0	0	0	0.00%	12		11		2	T,M,VP,SC	0			
42489	SALEM COSMOS	03/08/1983	Active	37	2	0	2	5.71%	37		5			S,M,VP,SC	0		\$575.12	
	Exc Award (06/30/2022)																	
66886	SALEM ELEGANT CITY	11/27/2002	Active	45	5	2	3	7.14%	45	23	2		R	T,VP	0			
	Exc Award (06/30/2022)																	
152401	Salem Evergreen	09/06/2022	Active	23	0	1	-1	-4.17%	29	2	4		N	P	0			
140366	Salem Excel	12/16/2019	Active	38	12	10	2	5.56%	40	2	2		2	P,S,T,M,VP	0		\$1,050.33	
	Exc Award (06/30/2022)																	
56269	SALEM FAIRLANDS	11/22/1994	Active	31	9	5	4	14.81%	27	12	2		None	P,M,VP,SC	0		\$27.17	
	Exc Award (06/30/2024)																	
120239	Salem Galaxy	08/30/2013	Active	22	3	2	1	4.76%	22	1	2		N	S,T,VP	0			



Club Health Assessment for District 324 E through March 2025

			Status	Membership							Reports					Finance	LCIF
Club Number	Club Name	Charter Date		Current Member Count	YTD Members Added	YTD Members Dropped	YTD Net Growth	YTD Net Growth%	Member Count 12 Months Ago	Avg. length of service for dropped members	Months Since Last MMR ***	Yrs. Since Last Officer Report	President Rotation	Vice President Reported ****	Months Since Last Activity Report ***	Account Balance	Donations for current Fiscal Year
			Number of times on status quo within last two years	If below 15 members appears					If net loss is greater than 20% appears			If no report in 3 months appears in	When more than one year appears in	Number of repeat terms	Notes the officers that do not have an active	If no report at 12 months appears in red	
120231	Salem Gems	08/29/2013	Active	23	2	0	2	9.52%	25		8			N	P,S,M,VP	0	\$23.96
Exc Award (06/30/2023)																	
66634	SALEM GOLDEN CITY	09/27/2002	Active	30	2	5	-3	-9.09%	33	10	0			M,VP,SC	0	90+ Days	
Exc Award (06/30/2020, 06/30/2021)																	
37649	SALEM GUGAI	10/30/1979	Active	18	6	0	6	50.00%	12		8			P,M,VP,SC	0	\$1,000.00	
Exc Award (06/30/2022, 06/30/2023)																	
51692	SALEM MAJESTIC	05/28/1991	Active	51	10	4	6	13.33%	48	8	2			N	VP		0
Exc Award (06/30/2017, 06/30/2020, 06/30/2021)																	
49405	SALEM MANGO CITY	04/06/1989	Active	20	4	0	4	25.00%	17		0		2		T,M,VP,SC	0	\$999.31
106817	SALEM MELVIN JONES	11/03/2009	Active	23	2	3	-1	-4.17%	36	24	1		2	R	P,VP	0	
Exc Award (06/30/2023)																	
59913	SALEM MELVIN METRO	08/06/1997	Active	64	7	3	4	6.67%	60	1	3				S,M,VP,SC	0	
35263	SALEM METROPOLIS	03/27/1978	Active	21	4	0	4	23.53%	17		1		5	N	T,M,VP,SC	0	\$999.31
Exc Award (06/30/2024)																	
42899	SALEM MID TOWN	06/29/1983	Active	29	0	0	0	0.00%	29		10		2		T,M,VP,SC	0	
Exc Award (06/30/2023)																	
68609	SALEM MINERAL CITY	04/15/2003	Active	18	0	9	-9	-33.33%	27	11	1			N	M	0	\$90+ Days
Exc Award (06/30/2023)																	
152891	Salem Murugesan Institute of Technology Campus	03/16/2023	Active	11	0	0	0	0.00%	11		12	1	None		P,S,T,M,VP SC	2	
29706	SALEM NORTH	07/15/1974	Active	17	0	3	-3	-15.00%	18	24	3		5	R	P,T,VP,SC	0	
115586	SALEM PAVALAM	02/01/2012	Cancelled(6*)	0	0	4	-4	-100.00%	11	5	8		None		P,S,T,M,VP SC	13	90+ Days
Exc Award (06/30/2023)																	
153759	Salem Phoenix	03/06/2023	Active	23	9	7	2	9.52%	22	2	3			N		0	\$50.01
Exc Award (06/30/2023, 06/30/2024)																	
89251	SALEM PLATINUM	09/09/2005	Active	37	3	1	2	5.71%	34	1	3			N	VP	0	\$1,000.00
Exc Award (06/30/2022, 06/30/2024)																	
109448	SALEM ROYAAL POWER	10/06/2010	Active	34	2	1	1	3.03%	39	1	4			N	M,VP	0	90+ Days
Exc Award (06/30/2022, 06/30/2024)																	\$987.89



Club Health Assessment for District 324 E through March 2025

Club Number	Club Name	Charter Date	Status	Membership							Reports					Finance	LCIF
				Current Member Count	YTD Members Added	YTD Members Dropped	YTD Net Growth	YTD Net Growth%	Member Count 12 Months Ago	Avg. length of service for dropped members	Months Since Last MMR ***	Yrs. Since Last Officer Report	President Rotation	Vice President Reported ****	Months Since Last Activity Report ***	Account Balance	Donations for current Fiscal Year
			Number of times on status quo within last two years	If below 15 members appears				If net loss is greater than 20% appears			If no report in 3 months appears	When more than one year appears in	Number of repeat terms	Notes the officers that do not have an active	If no report at 12 months appears in red		
62006	SALEM STARS	05/20/1999	Active	10	0	0	0	0.00%	10		3		23	S,T,M,VP,SC	0		
135456	Salem Super Kings	07/27/2018	Active(1)	15	0	6	-6	-28.57%	27	5	3			P,M,VP,SC	0	90+ Days	
115437	SALEM THAINADU	10/31/2011	Active	28	3	1	2	7.69%	26	0	8		2	R T,M,VP,SC	0		
	Exc Award (06/30/2023)																
62983	SANKAGIRI FORT	03/27/2000	Active	35	0	6	-6	-14.63%	43	5	2			N M	0		\$101.83
	Exc Award (06/30/2020, 06/30/2021, 06/30/2022)																
40398	SANKARI	09/03/1981	Active	24	0	0	0	0.00%	26		7			N VP	0		
	Exc Award (06/30/2020, 06/30/2021, 06/30/2022)																
38226	SATHYAMANGALAM CITY	03/05/1980	Active	64	9	4	5	8.47%	59	3	2			N M,VP,SC	0		\$167.71
	Exc Award (06/30/2017, 06/30/2023)																
123714	Sendamangalam Town	12/01/2014	Active	30	1	0	1	3.45%	30		8			N VP,SC	0		
111157	SINGARAPETTAI	05/27/2011	Active	19	2	8	-6	-24.00%	25	5	2			N T,M,VP,SC	0		\$23.96
	Exc Award (06/30/2023)																
65010	SOLASIRAMANI	02/19/2002	Active	31	3	0	3	10.71%	27		2			N P,T,VP	0		\$35.94
	Exc Award (06/30/2024)																
52036	THALAIVASAL	09/26/1991	Active	99	0	0	0	0.00%	99		6			N T,M	0		
84009	THARAMANGALAM	08/15/2004	Active	29	1	0	1	3.57%	30		5		2	P,T,M,VP,SC	0		
	Exc Award (06/30/2020, 06/30/2023)																
57767	THOPPUR	01/23/1996	Active	27	1	0	1	3.85%	31		5			N T,M,VP,SC	0		\$949.24
	Exc Award (06/30/2023)																
50168	TIRUCHENGODE	02/02/1990	Active	136	2	3	-1	-0.73%	135	4	3			N T,VP	0		\$100.63
	Exc Award (06/30/2022, 06/30/2024)																
51398	UTHANGARAI	03/06/1991	Active	60	13	9	4	7.14%	58	9	0			N VP,SC	0		
	Exc Award (06/30/2021, 06/30/2023)																
142735	Uthangarai Friends	09/15/2020	Active	26	2	1	1	4.00%	26	0	7			R VP	0		\$59.90
	Exc Award (06/30/2021, 06/30/2022, 06/30/2023)																
111156	UTHANGARAI ROYAL	05/27/2011	Active(1)	23	1	0	1	4.55%	22		6			N T	0	90+ Days	
	Exc Award (06/30/2023)																



Club Health Assessment for District 324 E through March 2025

			Status	Membership							Reports					Finance		LCIF
Club Number	Club Name	Charter Date		Current Member Count	YTD Members Added	YTD Members Dropped	YTD Net Growth	YTD Net Growth%	Member Count 12 Months Ago	Avg. length of service for dropped members	Months Since Last MMR ***	Yrs. Since Last Officer Report	President Rotation	Vice President Reported ****	Months Since Last Activity Report ***	Account Balance	Donations for current Fiscal Year	
			Number of times on status quo within last two years	If below 15 members appears				If net loss is greater than 20% appears			If no report in 3 months appears in	When more than one year appears in	Number of repeat terms	Notes the officers that do not have an active	If no report at 12 months appears in red			
52835	VALAPADY	04/01/1992	Active	149	44	1	43	40.57%	110	19	0			N	0		\$2,000.02	
	Exc Award (06/30/2020, 06/30/2021, 06/30/2022)																	
133675	Valapady Annai	02/16/2018	Active	35	6	0	6	20.69%	36		1			N	VP	0	\$900.78	
	Exc Award (06/30/2020, 06/30/2021, 06/30/2022)																	
107814	VELAGOUNDAMPATTY	03/18/2010	Active	31	1	0	1	3.33%	31		1			R	S,M,VP,SC	0	\$1,000.00	
	Exc Award (06/30/2020, 06/30/2024)																	
65004	VELLAKOVIL	02/19/2002	Active	45	8	0	8	21.62%	38		2		2		S,T,M,VP,SC	0		
	Exc Award (06/30/2023)																	
60956	VELUR	06/26/1998	Active	99	4	3	1	1.02%	98	4	0			N	M,SC	0	\$119.80	
	Exc Award (06/30/2023)																	
135459	Yethapur Puthiragoundam Palayam Kings	07/27/2018	Cancelled(8*)	0	0	3	-3	-100.00%	8	5	3	1	None	P,S,T,M,VP SC	12	90+ Days		
	Exc Award (06/30/2023)																	

Clubs Cancelled Previous Fiscal Year – Clubs Cancelled within last 12 months may be reinstated

Club Number	Club Name	Charter Date	Current Status*	Cancellation Date
153938	Bhavani Anthiyur Komarapalayam	04/28/2023	Cancelled(8*)	12/29/2023
119075	GURUSAMIPALAYAM	04/01/2013	Cancelled(6*)	08/29/2023
61078	SALEM SILVER CITY	08/10/1998	Cancelled(6*)	11/29/2023

Current Total Clubs Count	YTD New Clubs Count	YTD Cancelled Clubs Count	YTD Net Club Gain	Current Total Members Count	YTD Add	YTD Drop	YTD Net Growth	YTD Net Growth %	Member Count 12 Months Ago	Average Member Count Per Club	% of Clubs with less than 20 members	% No MMR in 3 Months	% No Officer Report in 12 Months	% of Clubs with balance 90+ days	Number of Clubs in Status Quo	% Status Quo Clubs in Financial Suspension	Number of Cancelled Clubs	Average Cancelled Club Age	Members Lost Due to Cancellation	% of Clubs Cancelled for Non-Financial Reasons
187	19	5	14	8,302	1,343	480	863	11.60%	7,752	44	13%	45%	1%	9%	0	0%	5	16	89	0%

* - P - Priority Club. Cancellation Reasons: 1-Objectives/conduct, 2-Non-active club, 5-Non-existing club, 6-Disbanding, 7-Merger, 8-Financial Suspension, 9-District/Multiple District Dues.

** - Abbreviation: P-President, S-Secretary, T-Treasurer, M-Member Chairperson, VP-First Vice President, MC-Communications Chairperson, SC-Service Chairperson

*** - Abbreviation: N/R - Never reported using the Lions Clubs website, N/A - Not applicable, No password registered for the Lions Clubs website.

**** - Abbreviation: N - New, IP - Immediate Past, R - Repeat.



Club Health Assessment for District 324 F through March 2025

Club Number	Club Name	Charter Date	Status	Membership							Reports					Finance	LCIF
				Current Member Count	YTD Members Added	YTD Members Dropped	YTD Net Growth	YTD Net Growth%	Member Count 12 Months Ago	Avg. length of service for dropped members	Months Since Last MMR ***	Yrs. Since Last Officer Report	President Rotation	Vice President Reported ****	Months Since Last Activity Report ***	Account Balance	Donations for current Fiscal Year
			Number of times on status quo within last two years	If below 15 members appears				If net loss is greater than 20% appears			If no report in 3 months appears	When more than one year appears in	Number of repeat terms	Notes the officers that do not have an active	If no report at 12 months red		
Clubs less than two years old																	
174662	Adhirampattinam Honest	07/22/2024	Active	23	26	3	23	100.00%	0	0	1			N	5		
177506	Annavasal	08/14/2024	Active	22	25	3	22	100.00%	0	0	3			N	2		
155080	Ariyalur Kings	08/03/2023	Active(1)	25	4	0	4	19.05%	23		0			M,VP,SC	N/R	90+ Days	
155086	Ariyalur Mid Town	07/17/2023	Active	35	7	1	6	20.69%	30	1	0			N	5		\$71.88
	Exc Award (06/30/2024)																
155082	Bikshandarkoil Oscar	07/18/2023	Active	72	19	0	19	35.85%	53		4			N	6		
	Exc Award (06/30/2024)																
180469	Jayankondam Angels	02/06/2025	Newly Chartered	23	23	0	23	100.00%	0		0			M,VP,SC	N/R		
175287	Karaikal Universal Virtual	08/01/2024	Active	17	23	6	17	100.00%	0	0	0			N	6		
155089	Karur Imayam	07/17/2023	Active	54	9	7	2	3.85%	63	1	3		2	R	1		
	Exc Award (06/30/2024)																
155090	Karur Paramathi	07/17/2023	Active	34	4	1	3	9.68%	32	1	2		2	N	5		
	Exc Award (06/30/2024)																
153736	Keeranur Aram	04/28/2023	Active(1)	21	1	1	0	0.00%	21	1	0			N	8		
	Exc Award (06/30/2024)																
175684	Komal	07/25/2024	Active(1)	20	21	1	20	100.00%	0	0	3			N	5	90+ Days	
156000	Kudanthai Kings	09/12/2023	Active	20	1	5	-4	-16.67%	26	1	2		2		0		
	Exc Award (06/30/2024)																
171436	Kumbakonam Heritage	05/15/2024	Active	43	18	0	18	72.00%	0		1		2	N	1		\$1,000.30
172128	Lions Club of Mayiladuthurai Emperor	06/12/2024	Active	23	3	0	3	15.00%	0		8		2	N	5		\$17.97
181149	Mannargudi Magudam	03/31/2025	Newly Chartered	21	21	0	21	100.00%	0		0			VP,SC	N/A		
178441	Mannargudi Sigaram	10/07/2024	Active	30	30	0	30	100.00%	0		0			N	2		
172215	Mayiladuthurai Elite	06/17/2024	Active	53	4	1	3	6.00%	0	10	0		2	N	2		
154375	Musiri Town	06/07/2023	Active	46	4	4	0	0.00%	46	1	2			T,M,VP,SC	8		\$85.06
172051	Papanasam Atchaiyam	06/06/2024	Active	35	13	2	11	45.83%	0	7	2		2	M,VP,SC	2		



Club Health Assessment for District 324 F through March 2025

			Status	Membership							Reports					Finance	LCIF	
Club Number	Club Name	Charter Date		Current Member Count	YTD Members Added	YTD Members Dropped	YTD Net Growth	YTD Net Growth%	Member Count 12 Months Ago	Avg. length of service for dropped members	Months Since Last MMR ***	Yrs. Since Last Officer Report	President Rotation	Vice President Reported ****	Months Since Last Activity Report ***	Account Balance	Donations for current Fiscal Year	
			Number of times on status quo within last two years	If below 15 members appears				If net loss is greater than 20% appears			If no report in 3 months appears in	When more than one year appears in	Number of repeat terms	Notes the officers that do not have an active	If no report at 12 months appears in red			
175650	Papanasam Velu Nachiyar	07/25/2024	Active	25	26	1	25	100.00%	0	0	3			N	SC	1	\$53.91	
181478	Paravakkottai	03/28/2025	Newly Chartered	21	21	0	21	100.00%	0		0				M,VP,SC	N/R		
155088	Perambalur Imayam	09/01/2023	Cancelled(8*)	0	0	20	-20	-100.00%	20	1	3	1	None		P,S,T,M,VP SC	N/A		90+ Days
156131	Perambalur Kings	09/28/2023	Cancelled(8*)	0	0	36	-36	-100.00%	46	2	9		None		P,S,T,M,VP SC	14		90+ Days
155085	Perambalur Supreme Star	07/17/2023	Active	21	0	0	0	0.00%	21		10		2	N	S,M,VP,SC	N/A	\$1,000.30	
175939	Peravurani Star	07/26/2024	Active	23	23	0	23	100.00%	0		3				T,M,VP,SC	3		
155104	Poompuhar Chozha Desam	08/21/2023	Cancelled(8*)	0	2	16	-14	-100.00%	21	1	3		None		P,S,T,M,VP SC	7		90+ Days
154799	Pudukkottai Aram	06/20/2023	Active	24	9	6	3	14.29%	21	2	0			N	P,T,M,VP,SC	5		
	Exc Award (06/30/2024)																	
153988	Pudukkottai Kings	04/19/2023	Active	17	3	6	-3	-15.00%	21	1	5			N	SC	N/R	\$50.00	
155087	Thanjavur Aadhavan	07/31/2023	Active	32	10	10	0	0.00%	36	2	1			R	P,T,M,VP	2		
	Exc Award (06/30/2024)																	
154681	Thanjavur Aura	06/19/2023	Cancelled(8*)	0	0	21	-21	-100.00%	21	1	3		None		P,S,T,M,VP SC	5		90+ Days
	Exc Award (06/30/2024)																	
156468	Thanjavur Maharani	10/27/2023	Active(1)	29	1	0	1	3.57%	22		7				M,VP,SC	8	\$47.92	
175074	Thanjavur Pragadheeswarar	07/24/2024	Active	43	43	0	43	100.00%	0		2			N		3		
154820	Thanjavur Sigaram	06/19/2023	Active(1)	23	1	0	1	4.55%	22		7			N	T,M,VP,SC	7		
	Exc Award (06/30/2024)																	
154682	Thanjavur Supreme	06/19/2023	Active(1)	17	2	7	-5	-22.73%	22	3	8				S,T,M,VP,SC	0	\$1,138.07	
	Exc Award (06/30/2024)																	
176734	Thirumarugal Puthagaram	07/30/2024	Active	24	24	0	24	100.00%	0		4				M,VP,SC	0		
156315	Tiruchirappalli Galaxy	09/30/2023	Active(1)	21	0	4	-4	-16.00%	25	1	3		2	N	T,M	2		
	Exc Award (06/30/2024)																	
177411	Tiruchirappalli K K Nagar	08/16/2024	Active	21	21	0	21	100.00%	0		5				M,VP,SC	2	\$1,138.07	
155083	Tiruchirappalli Royal	07/17/2023	Active	35	10	10	0	0.00%	35	1	3			N		0		
	Exc Award (06/30/2024)																	
157310	Tiruvarur Vision	02/16/2024	Active	30	0	2	-2	-6.25%	22	1	5				T,M,VP,SC	0		



Club Health Assessment for District 324 F through March 2025

			Status	Membership							Reports					Finance		LCIF
Club Number	Club Name	Charter Date		Current Member Count	YTD Members Added	YTD Members Dropped	YTD Net Growth	YTD Net Growth%	Member Count 12 Months Ago	Avg. length of service for dropped members	Months Since Last MMR ***	Yrs. Since Last Officer Report	President Rotation	Vice President Reported ****	Months Since Last Activity Report ***	Account Balance	Donations for current Fiscal Year	
			Number of times on status quo within last two years	If below 15 members appears				If net loss is greater than 20% appears			If no report in 3 months appears in	When more than one year appears in	Number of repeat terms	Notes the officers that do not have an active	If no report at 12 months appears in red			
180785	V Kaikatti Cement City	03/06/2025	Newly Chartered	21	21	0	21	100.00%	0		0			N	M,VP,SC	N/A		
178425	Vairichettipalayam Phoenix	11/20/2024	Active	21	21	0	21	100.00%	0		4				T,M,VP,SC	N/A		
Clubs more than two years old																		
142023	Aandimadam Vilandhai	07/06/2020	Active(2)	17	0	0	0	0.00%	17		11				P,T,M,VP,SC	7	90+ Days	
	Exc Award (06/30/2023)																	
60572	ADIRAMPATTINAM	03/25/1998	Active(1)	41	0	4	-4	-8.89%	63	3	1			N	SC	2		
	Exc Award (06/30/2022)																	
120623	Aduthurai	10/31/2013	Active	30	1	0	1	3.45%	30		1			N	S,M,VP,SC	0		
	Exc Award (06/30/2019, 06/30/2023, 06/30/2024)																	
151742	Alangudi Anantham	08/01/2022	Active	23	7	5	2	9.52%	21	2	7				M,VP,SC	2		
	Exc Award (06/30/2023, 06/30/2024)																	
129993	Alangudi Centennial	02/15/2017	Active	31	1	1	0	0.00%	34	6	3				S,M,VP,SC	0		
	Exc Award (06/30/2021)																	
64924	AMMAPET	01/09/2002	Active	37	0	0	0	0.00%	40		10			N	P,T,SC	0	\$1,072.18	
	Exc Award (06/30/2017, 06/30/2018, 06/30/2020)																	
147390	Andimadam	07/04/2021	Active	96	6	0	6	6.67%	91		2			N	S,VP	5	\$2,749.31	
	Exc Award (06/30/2023, 06/30/2024)																	
122923	Andimadam Impress	08/12/2014	Active(1)	61	0	0	0	0.00%	78		7			N	M,SC	8		
	Exc Award (06/30/2017, 06/30/2019, 06/30/2020)																	
137243	Andimadam Super Shine	01/16/2019	Active(1)	18	0	7	-7	-28.00%	32	1	5				M,VP,SC	7	\$712.79	
	Exc Award (06/30/2022)																	
65093	ARAVAKURUCHI	03/22/2002	Active	28	0	0	0	0.00%	28		11				S,M,VP,SC	5		
	Exc Award (06/30/2017, 06/30/2023)																	
152065	Arimalam	08/01/2022	Active	40	10	3	7	21.21%	33	2	7				M,VP,SC	2	\$95.84	
	Exc Award (06/30/2023)																	
61584	ARIYALUR	03/02/1999	Active	25	1	4	-3	-10.71%	28	6	1				P,M,VP,SC	5	\$59.90	
100499	ARIYALUR CEMENT CITY	11/02/2007	Active(2)	39	0	11	-11	-22.00%	50	7	0			N	M,VP	7		
142217	Ariyalur Chozha	07/20/2020	Active(1)	29	8	7	1	3.57%	39	3	0			N		7	90+ Days \$1,072.18	



Club Health Assessment for District 324 F through March 2025

			Status	Membership							Reports					Finance		LCIF
Club Number	Club Name	Charter Date		Current Member Count	YTD Members Added	YTD Members Dropped	YTD Net Growth	YTD Net Growth%	Member Count 12 Months Ago	Avg. length of service for dropped members	Months Since Last MMR ***	Yrs. Since Last Officer Report	President Rotation	Vice President Reported ****	Months Since Last Activity Report ***	Account Balance	Donations for current Fiscal Year	
			Number of times on status quo within last two years	If below 15 members appears				If net loss is greater than 20% appears			If no report in 3 months appears in	When more than one year appears in	Number of repeat terms	Notes the officers that do not have an active	If no report at 12 months appears in red			
Exc Award (06/30/2021)																		
138870	Ariyalur Inspire	08/23/2019	Active(1)	25	0	0	0	0.00%	28		9			R	P,S,T,M,VP SC	8		
Exc Award (06/30/2020, 06/30/2023)																		
151744	Ariyalur Number One	08/24/2022	Active	18	1	7	-6	-25.00%	30	2	3			N		0		
Exc Award (06/30/2023)																		
131188	Ariyalur Royal Centennial	06/15/2017	Active(1)	36	0	0	0	0.00%	36		5				T,M,VP,SC	0	\$904.46	
63942	AYAKKARANPULAM	01/24/2001	Active(1)	83	2	5	-3	-3.49%	87	6	1			N	M,VP,SC	5		
Exc Award (06/30/2023, 06/30/2024)																		
65235	AYYAMPETTAI TOWN	04/24/2002	Active	35	0	2	-2	-5.41%	43	3	3			N	M,VP	0	\$155.73	
Exc Award (06/30/2021)																		
100501	BUDALUR	11/06/2007	Active	32	0	11	-11	-25.58%	43	3	3			R	S,T,M,SC	6	\$77.87	
Exc Award (06/30/2021, 06/30/2023, 06/30/2024)																		
132272	Chettikulam	07/19/2017	Active(1)	26	0	10	-10	-27.78%	36	4	6				T,M,VP,SC	7		
65000	CHINNADHARAPURAM	02/13/2002	Active	29	0	0	0	0.00%	29		2				T,M,VP,SC	3		
Exc Award (06/30/2023)																		
136027	Dalmiapuram Shine	08/01/2018	Active(1)	22	2	0	2	10.00%	20		7				S,M,VP,SC	7		
Exc Award (06/30/2023, 06/30/2024)																		
108159	DARASURAM	04/21/2010	Active(1)	18	18	20	-2	-10.00%	24	7	1		2		M,VP,SC	4		
Exc Award (06/30/2023)																		
133009	Elaiyur Variyankaval Pride	10/30/2017	Cancelled(8*)	0	0	33	-33	-100.00%	33	4	3		None		P,S,T,M,VP SC	8	90+ Days	
123402	Eravanchery Kings	10/17/2014	Active	51	5	0	5	10.87%	54		7				S,T,M,VP,SC	6		
Exc Award (06/30/2017, 06/30/2019, 06/30/2024)																		
151031	Jayankondam	06/07/2022	Active	37	5	1	4	12.12%	32	0	0			N	SC	3	\$83.86	
Exc Award (06/30/2023, 06/30/2024)																		
60741	JAYANKONDAM CHOZHAN CITY	05/05/1998	Active	96	0	19	-19	-16.52%	115	7	1				M,VP,SC	2	\$17.97	
Exc Award (06/30/2016, 06/30/2019, 06/30/2024)																		
128464	Jayankondam Royal Centennial	08/24/2016	Active(1)	39	0	9	-9	-18.75%	49	3	6			N	S,SC	6		
Exc Award (06/30/2017)																		



Club Health Assessment for District 324 F through March 2025

			Status	Membership						Reports					Finance		LCIF
Club Number	Club Name	Charter Date		Current Member Count	YTD Members Added	YTD Members Dropped	YTD Net Growth	YTD Net Growth%	Member Count 12 Months Ago	Avg. length of service for dropped members	Months Since Last MMR ***	Yrs. Since Last Officer Report	President Rotation	Vice President Reported ****	Months Since Last Activity Report ***	Account Balance	Donations for current Fiscal Year
			Number of times on status quo within last two years	If below 15 members appears				If net loss is greater than 20% appears			If no report in 3 months appears in	When more than one year appears in	Number of repeat terms	Notes the officers that do not have an active	If no report at 12 months appears in red		
146794	Jayankondam Sineham Kings	06/19/2021	Active(1)	61	0	0	0	0.00%	68		8			N	P,S,T,M,VP SC	7	\$1,072.18
	Exc Award (06/30/2022, 06/30/2023)																
116030	KABISTHALAM	02/07/2012	Active	31	6	0	6	24.00%	33		2			R	S,T,VP	0	\$143.76
	Exc Award (06/30/2016, 06/30/2017, 06/30/2020)																
98671	KALLAKKUDI	02/27/2007	Active(1)	21	21	21	0	0.00%	26	8	2		2		S,M,VP,SC	13	
	Exc Award (06/30/2024)																
32400	KARAIKAL	06/11/1976	Active(1)	23	0	0	0	0.00%	24		9			R	M,VP	3	
	Exc Award (06/30/2023)																
147509	Karaikal Ammaiayr	07/16/2021	Active	17	0	6	-6	-26.09%	24	3	3			N	M,VP,SC	4	
98125	KARAIKAL FRENCH TOWN	12/07/2006	Active(1)	32	0	0	0	0.00%	32		7				M,VP,SC	4	\$59.90
	Exc Award (06/30/2017, 06/30/2023, 06/30/2020)																
123140	Karaikal Impress	09/18/2014	Active	22	0	0	0	0.00%	27		6			N	M	8	\$179.69
	Exc Award (06/30/2023)																
118240	KARAIKAL KINGS	11/02/2012	Active	19	0	1	-1	-5.00%	20	4	3				M,VP,SC	0	90+ Days
	Exc Award (06/30/2017, 06/30/2021, 06/30/2020)																
103897	KARAIKAL PORT CITY	11/03/2008	Active	14	0	2	-2	-12.50%	17	16	0				P,T,M,VP,SC	6	
136405	Karaikal Shine	12/21/2018	Active(1)	10	0	2	-2	-16.67%	12	8	1				T,VP,SC	2	
	Exc Award (06/30/2023)																
63526	KARUR HANDLOOM TEXTILE CITY	08/21/2000	Active	37	0	1	-1	-2.63%	44	3	4				T,M,VP,SC	7	
	Exc Award (06/30/2017)																
26422	KARUR HOST	01/27/1960	Active	191	11	0	11	6.11%	196		0			N	M	2	\$2,354.00
	Exc Award (06/30/2017, 06/30/2021, 06/30/2020)																
78145	KARUR MAJESTIC	01/28/2004	Active	29	0	0	0	0.00%	29		4			N	M	2	\$1,000.30
	Exc Award (06/30/2021, 06/30/2023, 06/30/2020)																
121558	Karur Platinum	03/13/2014	Active	27	7	3	4	17.39%	24	5	3			N	S,VP,SC	7	\$1,000.30
131839	Karur Sakthi	07/03/2017	Active	35	4	1	3	9.38%	41	0	2			N	T,M,SC	1	\$1,000.30
	Exc Award (06/30/2020, 06/30/2021, 06/30/2020)																
131895	Karur Victory Birds	07/03/2017	Active	21	8	2	6	40.00%	16	3	6				S,T,M,VP,SC	6	




Club Health Assessment for District 324 F through March 2025

			Status	Membership							Reports					Finance		LCIF
Club Number	Club Name	Charter Date		Current Member Count	YTD Members Added	YTD Members Dropped	YTD Net Growth	YTD Net Growth%	Member Count 12 Months Ago	Avg. length of service for dropped members	Months Since Last MMR ***	Yrs. Since Last Officer Report	President Rotation	Vice President Reported ****	Months Since Last Activity Report ***	Account Balance	Donations for current Fiscal Year	
			Number of times on status quo within last two years	If below 15 members appears				If net loss is greater than 20% appears			If no report in 3 months appears in	When more than one year appears in	Number of repeat terms	Notes the officers that do not have an active	If no report at 12 months appears in red			
Exc Award (06/30/2021)																		
67168	KEERANUR	01/21/2003	Active	56	3	7	-4	-6.67%	62	7	0			N M	8		\$800.24	
Exc Award (06/30/2018, 06/30/2020, 06/30/2021)																		
77435	KILVELUR	09/24/2003	Active	26	3	3	0	0.00%	26	10	1			N T,M,VP,SC	4		\$179.69	
Exc Award (06/30/2017, 06/30/2023, 06/30/2024)																		
139658	Kollidam Inspire	10/15/2019	Active	23	0	4	-4	-14.81%	29	5	3			T,M,VP,SC	4			
Exc Award (06/30/2020, 06/30/2021, 06/30/2022)																		
123300	Koppampatty Impress	10/08/2014	Active	59	21	1	20	51.28%	42	0	3			T,M,VP,SC	7			
Exc Award (06/30/2019, 06/30/2021)																		
144051	Koppampatty Sineham	12/30/2020	Active(1)	39	2	2	0	0.00%	39	2	8			N SC	8		\$101.83	
Exc Award (06/30/2023)																		
135816	Koppanapatty Shine	07/26/2018	Active	53	6	1	5	10.42%	48	6	0			N SC	0		\$323.45	
Exc Award (06/30/2022, 06/30/2023, 06/30/2024)																		
109251	KOTTUCHERRY EDUCATIONAL CITY	09/17/2010	Active(1)	24	13	0	13	118.18%	21		6			S,T,M,VP,SC	8			
Exc Award (06/30/2017, 06/30/2023)																		
142662	Kottucherry Royal	09/08/2020	Active	23	8	11	-3	-11.54%	26	3	6			M,VP	3		\$119.80	
Exc Award (06/30/2023, 06/30/2024)																		
115108	KOTTUR	09/16/2011	Active(2)	26	1	4	-3	-10.34%	29	4	2			N	5	90+ Days	\$34.74	
Exc Award (06/30/2017, 06/30/2020, 06/30/2021)																		
121571	Kudanthai A G E	03/14/2014	Active	46	1	0	1	2.22%	52		5			N P,S,T,M,VP SC	8			
Exc Award (06/30/2020, 06/30/2021, 06/30/2022)																		
65220	KUDANTHAI CAUVERY	04/15/2002	Active	63	5	7	-2	-3.08%	69	7	1			N T,VP	2			
Exc Award (06/30/2020, 06/30/2021, 06/30/2022)																		
58899	KUDANTHAI CITY	12/02/1996	Active	74	8	5	3	4.23%	72	7	1			N VP	3		\$1,000.30	
Exc Award (06/30/2016, 06/30/2019, 06/30/2020)																		
118512	KUDANTHAI GREEN TOWN	12/26/2012	Active	29	2	0	2	7.41%	29		5			N	5			
Exc Award (06/30/2023, 06/30/2024)																		
149279	Kudanthai Kundhavai Nachiyar	12/27/2021	Cancelled(8*)	0	0	13	-13	-100.00%	33	3	0		None	P,S,T,M,VP SC	14	90+ Days		
Exc Award (06/30/2022)																		



Club Health Assessment for District 324 F through March 2025

			Status	Membership							Reports					Finance	LCIF
Club Number	Club Name	Charter Date		Current Member Count	YTD Members Added	YTD Members Dropped	YTD Net Growth	YTD Net Growth%	Member Count 12 Months Ago	Avg. length of service for dropped members	Months Since Last MMR ***	Yrs. Since Last Officer Report	President Rotation	Vice President Reported ****	Months Since Last Activity Report ***	Account Balance	Donations for current Fiscal Year
			Number of times on status quo within last two years	If below 15 members appears				If net loss is greater than 20% appears			If no report in 3 months appears in	When more than one year appears in	Number of repeat terms	Notes the officers that do not have an active	If no report at 12 months appears in red		
132922	Kudanthai Maha Sakthi	10/24/2017	Active	156	15	13	2	1.30%	155	2	1			N	0	90+ Days	\$2,198.26
	Exc Award (06/30/2019, 06/30/2021, 06/30/2022)																
145170	Kudanthai Marudham	03/10/2021	Active	36	0	1	-1	-2.70%	40	3	7			N	8		
133428	Kudanthai Thirukkural	01/04/2018	Active	18	2	6	-4	-18.18%	26	6	5			T,M,VP,SC	4		
143243	Kudanthai Youth Stars	10/15/2020	Active	24	6	2	4	20.00%	31	2	1			N	5		\$17.97
	Exc Award (06/30/2022)																
42620	KULITHALAI	04/26/1983	Active	50	3	7	-4	-7.41%	54	4	1			N	8		\$143.76
	Exc Award (06/30/2019, 06/30/2023, 06/30/2024)																
128465	Kulithalai Centennial	08/24/2016	Active(1)	25	5	1	4	19.05%	33	0	0			M,VP,SC	2		\$35.94
	Exc Award (06/30/2021, 06/30/2023)																
26424	KUMBAKONAM HOST	11/05/1967	Active	150	11	4	7	4.90%	154	16	1			N	8		\$1,156.03
	Exc Award (06/30/2017, 06/30/2020, 06/30/2022)																
82492	KUMBAKONAM KUDANTHAI MAHAMAHAM	06/02/2004	Active	46	8	6	2	4.55%	49	4	1			R	2		\$1,120.10
	Exc Award (06/30/2016, 06/30/2017, 06/30/2022)																
101618	KUMBAKONAM TEMPLE CITY	03/27/2008	Active	41	6	0	6	17.14%	35		7			R	4		\$1,078.16
	Exc Award (06/30/2023, 06/30/2024)																
144291	Kumbakonam Vallalar	12/31/2020	Active	31	1	5	-4	-11.43%	43	5	0			M,VP,SC	0		
	Exc Award (06/30/2021)																
44678	KUTTALAM	02/13/1985	Active	57	4	4	0	0.00%	57	13	1			N	1		\$59.90
	Exc Award (06/30/2021, 06/30/2022, 06/30/2023)																
35259	LALGUDI	03/06/1978	Active	61	4	10	-6	-8.96%	75	5	2			R	3		\$167.71
	Exc Award (06/30/2018, 06/30/2021, 06/30/2022)																
60341	MADUKKUR	02/03/1998	Active(1)	38	2	1	1	2.70%	44	1	6			N	3		\$86.25
	Exc Award (06/30/2017, 06/30/2018, 06/30/2022)																
65074	MANACHANALLUR	03/12/2002	Active	45	4	5	-1	-2.17%	48	2	2			N	4		
	Exc Award (06/30/2017, 06/30/2020, 06/30/2022)																
99346	MANAPPARAI	05/08/2007	Active(1)	98	42	1	41	71.93%	53	6	1			R	2		\$131.78
	Exc Award (06/30/2016, 06/30/2020, 06/30/2022)																



Club Health Assessment for District 324 F through March 2025

			Status	Membership							Reports					Finance	LCIF	
Club Number	Club Name	Charter Date		Current Member Count	YTD Members Added	YTD Members Dropped	YTD Net Growth	YTD Net Growth%	Member Count 12 Months Ago	Avg. length of service for dropped members	Months Since Last MMR ***	Yrs. Since Last Officer Report	President Rotation	Vice President Reported ****	Months Since Last Activity Report ***	Account Balance	Donations for current Fiscal Year	
			Number of times on status quo within last two years	If below 15 members appears				If net loss is greater than 20% appears			If no report in 3 months appears in	When more than one year appears in	Number of repeat terms	Notes the officers that do not have an active	If no report at 12 months appears in red			
131815	Manapparai Vasantham Exc Award (06/30/2021)	07/03/2017	Cancelled(8*)	0	0	1	-1	-100.00%	28	3	8	1	None	P,S,T,M,VP SC	18	90+ Days		
143194	Manapparai Wisdom	11/03/2020	Active	22	0	3	-3	-12.00%	27	3	8		R	SC	7		\$35.94	
135867	Mannachanallur Rice City Shine Exc Award (06/30/2021)	07/25/2018	Cancelled(8*)	0	0	19	-19	-100.00%	27	5	2		None	P,S,T,M,VP SC	24+	90+ Days		
40397	MANNARGUDI HOST Exc Award (06/30/2017, 06/30/2020, 06/30/2021)	09/09/1981	Active	57	2	3	-1	-1.72%	59	21	1		N	M,SC	2		\$3,174.60	
147368	Mannargudi Manitham Exc Award (06/30/2023)	07/06/2021	Active(1)	22	3	26	-23	-51.11%	67	2	0		N	SC	3	90+ Days	\$143.76	
146287	Mannargudi Sineham	06/16/2021	Active(1)	20	5	8	-3	-13.04%	26	3	3			VP,SC	8			
120898	Mannargudi Temple City Exc Award (06/30/2019, 06/30/2021)	12/05/2013	Active(1)	42	0	1	-1	-2.33%	43	8	6			S,T,M,VP,SC	5		\$59.90	
98127	MATHUR Exc Award (06/30/2023)	12/07/2006	Active	21	1	3	-2	-8.70%	23	8	5		R	P,S,M,SC	8			
60168	MAYILADUTHURAI CENTRAL Exc Award (06/30/2017, 06/30/2022, 06/30/2023)	12/02/1997	Active	130	5	3	2	1.56%	127	3	3		N		2		\$1,611.26	
138306	Mayiladuthurai Central Shine Exc Award (06/30/2021)	06/19/2019	Active	34	5	2	3	9.68%	31	1	2		N	M,VP	3		\$101.83	
64305	MAYILADUTHURAI NEW CENTURY Exc Award (06/30/2023)	05/14/2001	Active	31	0	1	-1	-3.13%	43	2	1		2	N	P,T,VP,SC	0		
148194	Mayiladuthurai Spectrum	09/14/2021	Active	20	0	2	-2	-9.09%	25	3	0		N	P,T,SC	0			
127217	Mayiladuthurai Victory Exc Award (06/30/2023, 06/30/2024)	04/07/2016	Active	26	3	0	3	13.04%	26		5		2	N	M	7		
26434	MAYURAM Exc Award (06/30/2017, 06/30/2019)	12/12/1966	Active(1)	78	17	25	-8	-9.30%	114	8	0		N	T,VP,SC	0			
123897	Meensurutty Impress Exc Award (06/30/2023)	12/30/2014	Active(1)	22	0	0	0	0.00%	20		7			T,M,VP,SC	6		\$119.80	
65211	MIMISAL	04/09/2002	Active(1)	29	0	8	-8	-21.62%	37	2	3			S,T,M,VP,SC	4		\$131.78	



Club Health Assessment for District 324 F through March 2025

			Status	Membership							Reports					Finance		LCIF
Club Number	Club Name	Charter Date		Current Member Count	YTD Members Added	YTD Members Dropped	YTD Net Growth	YTD Net Growth%	Member Count 12 Months Ago	Avg. length of service for dropped members	Months Since Last MMR ***	Yrs. Since Last Officer Report	President Rotation	Vice President Reported ****	Months Since Last Activity Report ***	Account Balance	Donations for current Fiscal Year	
			Number of times on status quo within last two years	If below 15 members appears				If net loss is greater than 20% appears			If no report in 3 months appears in	When more than one year appears in	Number of repeat terms	Notes the officers that do not have an active	If no report at 12 months appears in red			
Exc Award (06/30/2023)																		
33781	MUSIRI	04/14/1977	Active	74	7	3	4	5.71%	70	14	1			N	T,VP	5	\$1,299.79	
Exc Award (06/30/2017, 06/30/2020, 06/30/2021)																		
138871	Musiri Inspire	08/26/2019	Active	44	6	2	4	10.00%	42	2	3			N		2	\$778.67	
Exc Award (06/30/2020, 06/30/2021, 06/30/2022)																		
45749	MUTHUPET	01/06/1986	Active	25	5	5	0	0.00%	29	8	0				M,VP,SC	7	\$59.90	
Exc Award (06/30/2020, 06/30/2023)																		
68615	NAGAPATTINAM PORT TOWN	04/15/2003	Active(1)	41	3	0	3	7.89%	52		1			N	T,M	7	\$119.80	
Exc Award (06/30/2023)																		
133158	Nagapattinam Temple City	11/19/2017	Active	30	1	4	-3	-9.09%	41	3	3		None	R	P,M,VP,SC	5	\$119.80	
Exc Award (06/30/2023)																		
147158	Nagapattinam Victory	07/01/2021	Cancelled(8*)	0	0	16	-16	-100.00%	23	2	9		None		P,S,T,M,VP SC	7	90+ Days	
36359	NAGORE NAGAPATTINAM	12/11/1978	Active(1)	84	7	0	7	9.09%	77		0			N	T,SC	4	\$1,611.26	
Exc Award (06/30/2023, 06/30/2024)																		
57535	NANNILAM	11/10/1995	Active(1)	11	6	16	-10	-47.62%	24	12	3			N	T	7	90+ Days	
Exc Award (06/30/2017, 06/30/2020)																		
64332	NATCHIAR KOIL	05/22/2001	Active	74	21	0	21	39.62%	52		5			N	M,SC	2	\$131.78	
Exc Award (06/30/2017, 06/30/2018, 06/30/2022)																		
151345	Nedungadu	06/20/2022	Active	34	4	0	4	13.33%	30		7			N	SC	3	\$119.80	
Exc Award (06/30/2023)																		
123790	Noyyal	12/12/2014	Active	43	0	3	-3	-6.52%	46	5	0			N	T,VP	1		
Exc Award (06/30/2023)																		
56859	ORATHANAD	04/20/1995	Active(1)	54	3	0	3	5.88%	56		3			N		0	\$140.76	
Exc Award (06/30/2017, 06/30/2021, 06/30/2022)																		
61766	PADALUR	04/06/1999	Active	57	29	1	28	96.55%	30	0	2				S,T,M,VP,SC	2	\$119.80	
108204	PADALUR HEAVEN	04/23/2010	Active	46	5	0	5	12.20%	47		6			R	S,T,VP	24+	\$35.94	
Exc Award (06/30/2021)																		
132201	Palakurichy Pride	08/07/2017	Active	13	0	12	-12	-48.00%	25	5	7			N	T,VP,SC	14		
Exc Award (06/30/2023)																		



Club Health Assessment for District 324 F through March 2025

			Status	Membership							Reports					Finance		LCIF
Club Number	Club Name	Charter Date		Current Member Count	YTD Members Added	YTD Members Dropped	YTD Net Growth	YTD Net Growth%	Member Count 12 Months Ago	Avg. length of service for dropped members	Months Since Last MMR ***	Yrs. Since Last Officer Report	President Rotation	Vice President Reported ****	Months Since Last Activity Report ***	Account Balance	Donations for current Fiscal Year	
			Number of times on status quo within last two years	If below 15 members appears				If net loss is greater than 20% appears			If no report in 3 months appears in	When more than one year appears in	Number of repeat terms	Notes the officers that do not have an active	If no report at 12 months appears in red			
60169	PALLAPATTI	12/01/1997	Active	29	5	1	4	16.00%	25	14	6			N S,T	0			
112167	PANDANALLUR	09/02/2011	Active	26	0	0	0	0.00%	27		7			N VP,SC	0		\$65.89	
	Exc Award (06/30/2023, 06/30/2024)																	
43289	PAPANASAM	12/13/1983	Active	69	12	5	7	11.29%	61	7	1			S,M,VP	1		\$862.54	
	Exc Award (06/30/2017, 06/30/2019, 06/30/2020)																	
153499	Papanasam Kings	01/27/2023	Active	34	7	12	-5	-12.82%	39	2	1			M,VP,SC	0			
	Exc Award (06/30/2023, 06/30/2024)																	
151260	Parasalur Royal City	06/20/2022	Active(1)	24	4	5	-1	-4.00%	30	2	5			P,T,M,VP,SC	7			
	Exc Award (06/30/2023)																	
26440	PATTUKKOTTAI HOST	02/07/1972	Active(1)	72	0	0	0	0.00%	72		6			S,M,VP,SC	5			
	Exc Award (06/30/2016, 07/01/2017)																	
66409	PATTUKKOTTAI QUEEN CITY	06/28/2002	Active	46	0	4	-4	-8.00%	50	5	5		2	S,M,VP,SC	8			
	Exc Award (06/30/2017, 06/30/2020)																	
65056	PATTUKOTTAI SILK CITY	03/06/2002	Active(2)	27	1	0	1	3.85%	24		8			M,VP,SC	5			
	Exc Award (06/30/2016, 06/30/2017, 06/30/2020)																	
43681	PERAMBALUR	03/12/1984	Active(1)	269	1	0	1	0.37%	299		3			T,M,VP,SC	12		\$1,000.30	
	Exc Award (06/30/2017, 06/30/2023)																	
131328	Perambalur Centennial	06/16/2017	Active(1)	29	0	10	-10	-25.64%	39	4	3			T,VP,SC	2			
	Exc Award (06/30/2020, 06/30/2021, 06/30/2022)																	
131382	Perambalur Royal Centennial	06/16/2017	Active(2)	27	14	10	4	17.39%	23	4	1		N	M,SC	4		\$2,036.54	
	Exc Award (06/30/2021, 06/30/2023)																	
134779	Perambalur Supreme	06/15/2018	Active	52	6	0	6	13.04%	57		4		2	R M,SC	0			
	Exc Award (06/30/2022, 06/30/2023, 06/30/2024)																	
135297	Perambalur Town	06/20/2018	Active(1)	35	0	11	-11	-23.91%	46	3	7			S,T,M,VP,SC	7			
127446	Perambalur Victory	05/04/2016	Active	140	6	0	6	4.48%	134		2			T,M,VP,SC	0			
	Exc Award (06/30/2018, 06/30/2021)																	
55906	PERAVURANI	06/27/1994	Active	84	10	9	1	1.20%	101	5	3			N	6		\$173.71	
	Exc Award (06/30/2017, 06/30/2019, 06/30/2020)																	



Club Health Assessment for District 324 F through March 2025

			Status	Membership							Reports					Finance		LCIF
Club Number	Club Name	Charter Date		Current Member Count	YTD Members Added	YTD Members Dropped	YTD Net Growth	YTD Net Growth%	Member Count 12 Months Ago	Avg. length of service for dropped members	Months Since Last MMR ***	Yrs. Since Last Officer Report	President Rotation	Vice President Reported ****	Months Since Last Activity Report ***	Account Balance	Donations for current Fiscal Year	
			Number of times on status quo within last two years	If below 15 members appears					If net loss is greater than 20% appears			If no report in 3 months appears in	When more than one year appears in	Number of repeat terms	Notes the officers that do not have an active	If no report at 12 months appears in red		
138872	Peravurani Coconut City Inspire Exc Award (06/30/2020, 06/30/2021)	08/26/2019	Active	53	8	1	7	15.22%	57	0	5			M,VP,SC	7		\$1,124.89	
46991	PONNAMARAVATHY Exc Award (06/30/2017, 06/30/2020, 06/30/2021)	02/27/1987	Active	52	0	1	-1	-1.89%	54	10	4			S,T,M,VP,SC	4		\$1,800.54	
66901	PONNAMARAVATHY CITY Exc Award (06/30/2017, 06/30/2021, 06/30/2022)	11/22/2002	Active	57	5	0	5	9.62%	52		0		N	T	1		\$2,937.40	
66909	PONNAMARAVATHY ROYAL Exc Award (06/30/2016, 06/30/2017, 06/30/2021)	11/22/2002	Active	93	3	4	-1	-1.06%	96	15	3		N	M,VP,SC	3		\$1,069.78	
136613	Ponnamaravathy Shine Exc Award (06/30/2020, 06/30/2021, 06/30/2022)	11/29/2018	Active	44	5	3	2	4.76%	50	4	0			S,T,M,VP,SC	6		\$1,976.64	
148701	Poompuhar Exc Award (06/30/2023, 06/30/2024)	11/16/2021	Active	31	0	0	0	0.00%	33		4		N	T,M,SC	4			
150522	Poonthottam	04/14/2022	Active	28	0	0	0	0.00%	28		11			T,M,VP,SC	7			
44679	PORAYAR TRANQUEBAR Exc Award (06/30/2022)	02/04/1985	Active(1)	39	2	0	2	5.41%	41		6		N		7		\$119.80	
153929	Pudukkottai Anandham	03/20/2023	Active(2)	22	0	0	0	0.00%	22		9		3	M,VP,SC	N/R		\$29.95	
131940	Pudukkottai Century	07/03/2017	Active(2)	18	1	9	-8	-30.77%	35	4	0			M,VP,SC	0		\$64.69	
90241	PUDUKKOTTAI VICTORY Exc Award (06/30/2017, 06/30/2021, 06/30/2022)	11/29/2005	Active	37	4	3	1	2.78%	36	13	2		N	T,SC	0		\$158.13	
64069	PUGALUR Exc Award (06/30/2017, 06/30/2023)	03/12/2001	Active(1)	24	1	3	-2	-7.69%	26	9	4			T,M,VP,SC	6			
131851	Pullambadi Pride Exc Award (06/30/2020)	07/03/2017	Active	37	0	0	0	0.00%	53		9		N	P,T,VP,SC	2			
135438	S Pudur Sky Well Shine Exc Award (06/30/2019, 06/30/2021)	07/26/2018	Active	60	7	0	7	13.21%	53		2		R	S,T,VP	8			
60895	SANKARANPANDAL Exc Award (06/30/2017, 06/30/2020, 06/30/2021)	06/16/1998	Active	34	6	1	5	17.24%	29	8	2			T,M,VP,SC	2		\$59.90	
57136	SEMBANARKOIL	06/28/1995	Active	72	0	2	-2	-2.70%	83	6	8		N	VP,SC	7			



Club Health Assessment for District 324 F through March 2025

			Status	Membership							Reports					Finance		LCIF
Club Number	Club Name	Charter Date		Current Member Count	YTD Members Added	YTD Members Dropped	YTD Net Growth	YTD Net Growth%	Member Count 12 Months Ago	Avg. length of service for dropped members	Months Since Last MMR ***	Yrs. Since Last Officer Report	President Rotation	Vice President Reported ****	Months Since Last Activity Report ***	Account Balance	Donations for current Fiscal Year	
			Number of times on status quo within last two years	If below 15 members appears				If net loss is greater than 20% appears			If no report in 3 months appears in	When more than one year appears in	Number of repeat terms	Notes the officers that do not have an active	If no report at 12 months appears in red			
Exc Award (06/30/2016, 06/30/2017, 06/30/2018)	150729 Sembanarkoil Kings	05/19/2022	Active	35	0	0	0	0.00%	39		6			R T,M,VP,SC	6		\$179.69	
Exc Award (06/30/2024)	136922 Sembanarkoil Shine	12/21/2018	Active(1)	28	2	1	1	3.70%	29	1	1			M,VP,SC	6		\$59.90	
Exc Award (06/30/2020, 06/30/2022)	146066 Sendurai Sineham	05/04/2021	Active	40	0	0	0	0.00%	45		7			N	8			
Exc Award (06/30/2022, 06/30/2023, 06/30/2024)	109038 SENGIPATTI	08/06/2010	Active(1)	17	0	3	-3	-15.00%	20	11	3			S,M,VP,SC	7			
	38747 SIRKAZHI	06/18/1980	Active	64	6	0	6	10.34%	59		0			VP,SC	2		\$1,138.07	
Exc Award (06/30/2021)	26448 SRIRANGAM	09/17/1967	Active(2)	39	5	0	5	14.71%	36		1			N S,T	4		\$1,120.10	
Exc Award (06/30/2021)	147159 Srirangam Classic	07/29/2021	Active	20	3	0	3	17.65%	20		2			N SC	4			
Exc Award (06/30/2023)	139134 Srirangam Inspire	08/26/2019	Active	56	0	0	0	0.00%	86		5			S,T,M,VP,SC	1		\$119.80	
Exc Award (06/30/2020, 06/30/2021, 06/30/2022)	125759 Srirangam Royal	09/16/2015	Active	36	9	13	-4	-10.00%	41	5	0			T,M,VP,SC	4		\$1,000.30	
Exc Award (06/30/2020, 06/30/2021)	65226 SWAMIMALAI	04/15/2002	Active	51	1	0	1	2.00%	58		7			N P,M	8			
Exc Award (06/30/2020, 06/30/2021, 06/30/2022)	52081 T PALUR	10/10/1991	Active	55	4	1	3	5.77%	58	4	2			N T,VP,SC	2		\$1,096.14	
Exc Award (06/30/2017, 06/30/2019, 06/30/2020)	106485 THALANAYAR	08/31/2009	Active(1)	17	1	5	-4	-19.05%	22	3	3		2	T,M,VP,SC	0		\$35.94	
	153222 Thanjavur Agaram	12/19/2022	Active	17	4	3	1	6.25%	27	2	0			P,T,M,VP,SC	5			
Exc Award (06/30/2023)	115106 THANJAVUR AGRO CITY	09/16/2011	Active	13	2	0	2	18.18%	18		5			R T,VP,SC	6			
Exc Award (06/30/2017)	142890 Thanjavur AMC Alumni Virtual	09/17/2020	Active(2)	37	0	0	0	0.00%	37		3		2	P,M,VP,SC	10			
Exc Award (06/30/2022, 06/30/2023, 06/30/2024)																		



Club Health Assessment for District 324 F through March 2025

			Status	Membership							Reports					Finance		LCIF
Club Number	Club Name	Charter Date		Current Member Count	YTD Members Added	YTD Members Dropped	YTD Net Growth	YTD Net Growth%	Member Count 12 Months Ago	Avg. length of service for dropped members	Months Since Last MMR ***	Yrs. Since Last Officer Report	President Rotation	Vice President Reported ****	Months Since Last Activity Report ***	Account Balance	Donations for current Fiscal Year	
			Number of times on status quo within last two years	If below 15 members appears				If net loss is greater than 20% appears			If no report in 3 months appears in	When more than one year appears in	Number of repeat terms	Notes the officers that do not have an active	If no report at 12 months appears in red			
124050	Thanjavur Anandham	01/23/2015	Cancelled(8*)	0	0	29	-29	-100.00%	37	5	6		None	P,S,T,M,VP SC	5	90+ Days		
	Exc Award (06/30/2017)																	
82637	THANJAVUR ANCIENT CITY	06/16/2004	Active	39	1	0	1	2.63%	46		3			M,VP,SC	2		\$59.90	
	Exc Award (06/30/2017, 06/30/2020)																	
135191	Thanjavur Arasan	06/15/2018	Active	43	33	17	16	59.26%	23	6	0		2	M,VP,SC	4		\$1,299.79	
	Exc Award (06/30/2021, 06/30/2023, 06/30/2024)																	
67182	THANJAVUR ART CITY	01/21/2003	Active	45	7	1	6	15.38%	49	13	2			T,M,VP,SC	8			
	Exc Award (06/30/2016, 06/30/2021, 06/30/2024)																	
127625	Thanjavur Cauvery	06/07/2016	Active	58	4	0	4	7.41%	55		6			N M,SC	2			
	Exc Award (06/30/2021, 06/30/2022)																	
147727	Thanjavur Chakra	08/09/2021	Active	32	5	0	5	18.52%	28		5			N M,SC	2			
58139	THANJAVUR CHOLA	04/15/1996	Active(1)	34	0	2	-2	-5.56%	38	8	4			N	5			
	Exc Award (06/30/2022)																	
26450	THANJAVUR HOST	03/28/1960	Active	77	0	0	0	0.00%	91		0			N T,SC	2		\$423.68	
	Exc Award (06/30/2016, 06/30/2021, 06/30/2024)																	
125956	Thanjavur Kings	10/14/2015	Active	49	0	12	-12	-19.67%	66	7	2			P,T,M,VP,SC	8		\$275.53	
	Exc Award (06/30/2017, 06/30/2018, 06/30/2024)																	
135911	Thanjavur Liberty Shine	07/20/2018	Cancelled(6*)	0	0	0	0	0.00%	13		8	1	None	P,S,T,M,VP SC	20			
	Exc Award (06/30/2019)																	
65212	THANJAVUR PALACE CITY	04/09/2002	Active(1)	21	2	4	-2	-8.70%	23	12	2			T,M,VP,SC	2			
	Exc Award (06/30/2021, 06/30/2023)																	
107002	THANJAVUR PRINCE	12/11/2009	Active	61	7	8	-1	-1.61%	62	7	0			N S,T,VP,SC	0		\$339.02	
	Exc Award (06/30/2018, 06/30/2023, 06/30/2024)																	
127640	Thanjavur Raaja Raajan	06/07/2016	Active(2)	12	0	0	0	0.00%	15		5			T,M,VP,SC	2	90+ Days		
	Exc Award (06/30/2021, 06/30/2023)																	
151908	Thanjavur Semmozhi	07/22/2022	Cancelled(8*)	0	0	12	-12	-100.00%	26	2	3		None	P,S,T,M,VP SC	14	90+ Days		
147160	Thanjavur Smart City	07/04/2021	Cancelled(6*)	0	0	0	0	0.00%	18		8	1	None	P,S,T,M,VP SC	23			
62451	THANJAVUR TEMPLE CITY	10/22/1999	Active	37	3	1	2	5.71%	40	19	6			N T,M,VP,SC	5			
	Exc Award (06/30/2017)																	



Club Health Assessment for District 324 F through March 2025

			Status	Membership							Reports					Finance		LCIF
Club Number	Club Name	Charter Date		Current Member Count	YTD Members Added	YTD Members Dropped	YTD Net Growth	YTD Net Growth%	Member Count 12 Months Ago	Avg. length of service for dropped members	Months Since Last MMR ***	Yrs. Since Last Officer Report	President Rotation	Vice President Reported ****	Months Since Last Activity Report ***	Account Balance	Donations for current Fiscal Year	
			Number of times on status quo within last two years	If below 15 members appears				If net loss is greater than 20% appears			If no report in 3 months appears in	When more than one year appears in	Number of repeat terms	Notes the officers that do not have an active	If no report at 12 months red			
110629	THANJAVUR THENDRAL	03/22/2011	Active(1)	11	0	0	0	0.00%	11		7			M,VP,SC	8			
66756	THANJAVUR VASANDHAM	10/31/2002	Active	102	18	10	8	8.51%	100	1	1			N	T,VP,SC	0	\$1,203.95	
	Exc Award (06/30/2017, 06/30/2020, 06/30/20																	
62679	THANJAVUR VICTORY	01/06/2000	Active	73	4	15	-11	-13.10%	96	5	2			N		2	\$1,115.30	
	Exc Award (06/30/2017, 06/30/2018, 06/30/20																	
148611	Tharangambadi Ozone Beach	11/02/2021	Active(1)	23	5	0	5	27.78%	18		1			R		8		
	Exc Award (06/30/2023)																	
147984	Tharangambadi Port Centennial	09/15/2021	Cancelled(8*)	0	0	20	-20	-100.00%	20	4	11	1	None	P,S,T,M,VP SC M	24+	90+ Days		
97036	THIRUCHIRAPPALLI HELEN KELLER	04/27/2006	Active	18	7	0	7	63.64%	14		1			N		0	\$1,078.17	
	Exc Award (06/30/2017)																	
151423	Thirukkattupalli Agneeswarar	06/23/2022	Active	24	2	1	1	4.35%	26	29	3			R	S,T,VP,SC	8	\$17.97	
	Exc Award (06/30/2023)																	
63574	THIRUMAKKOTTAI	09/12/2000	Active(1)	40	12	8	4	11.11%	35	6	3				S,M,VP,SC	7	90+ Days	
	Exc Award (06/30/2020)																	
126963	Thirumanur	03/15/2016	Active(1)	51	0	0	0	0.00%	51		10				S,M,VP,SC	7	\$167.71	
	Exc Award (06/30/2020, 06/30/2023, 06/30/20																	
98878	THIRUNAGESWARAM	03/20/2007	Active(1)	58	7	1	6	11.54%	54	1	1			N	T,M,SC	7		
	Exc Award (06/30/2017)																	
65223	THIRUNALLAR TEMPLE CITY	04/15/2002	Active	17	2	1	1	6.25%	18	23	2		2		S,T,M,VP,SC	3		
	Exc Award (06/30/2017)																	
128342	Thiruthuraipoondi Centennial	08/11/2016	Active(1)	36	0	7	-7	-16.28%	42	7	3			N	M,VP,SC	2	\$2,060.50	
	Exc Award (06/30/2020, 06/30/2023, 06/30/20																	
26454	THIRUVAIYARU	02/26/1971	Active(1)	40	0	9	-9	-18.37%	49	12	3			N	S,T,M,SC	5		
	Exc Award (06/30/2016, 06/30/2021, 06/30/20																	
65218	THIRUVENGADU	04/15/2002	Active(1)	32	1	2	-1	-3.03%	33	3	0				T,M,VP,SC	3		
	Exc Award (06/30/2017)																	
110332	Thiruvidamarudur	02/08/2011	Active	39	2	0	2	5.41%	38		5				T,M,VP,SC	8		
	Exc Award (06/30/2023, 06/30/2024)																	



Club Health Assessment for District 324 F through March 2025

			Status	Membership							Reports					Finance		LCIF
Club Number	Club Name	Charter Date		Current Member Count	YTD Members Added	YTD Members Dropped	YTD Net Growth	YTD Net Growth%	Member Count 12 Months Ago	Avg. length of service for dropped members	Months Since Last MMR ***	Yrs. Since Last Officer Report	President Rotation	Vice President Reported ****	Months Since Last Activity Report ***	Account Balance	Donations for current Fiscal Year	
			Number of times on status quo within last two years	If below 15 members appears					If net loss is greater than 20% appears			If no report in 3 months appears in	When more than one year appears in	Number of repeat terms	Notes the officers that do not have an active	If no report at 12 months appears in red		
148210	Thukkachi Kings	09/15/2021	Cancelled(8*)	0	0	21	-21	-100.00%	21	3	11	1	None		P,S,T,M,VP SC	24+	90+ Days	
153260	Thuraiyur Princess	01/20/2023	Active	17	0	1	-1	-5.56%	18	2	3			N	M,SC	5		\$35.94
Exc Award (06/30/2023)																		
55255	THURAIYUR TOWN	01/31/1994	Active	27	0	0	0	0.00%	27		7			N	S,T,VP,SC	3		
Exc Award (06/30/2021)																		
56432	THUVAKUDIMALAI	01/16/1995	Active	25	3	0	3	13.64%	27		3				T,M,VP,SC	2		
Exc Award (06/30/2016, 06/30/2021, 06/30/2022)																		
124819	Tiruchirapalli Kattur	05/11/2015	Active	35	2	0	2	6.06%	36		5				M,VP,SC	2		\$17.97
Exc Award (06/30/2017, 06/30/2019, 06/30/2022)																		
49817	TIRUCHIRAPALLI METROPOLITAN	08/21/1989	Active	35	0	0	0	0.00%	39		6			N		2		\$35.94
Exc Award (06/30/2023)																		
39240	TIRUCHIRAPALLI MID TOWN	12/05/1980	Active	37	0	0	0	0.00%	39		0			N	S,T,VP	2		
Exc Award (06/30/2021)																		
31966	TIRUCHIRAPALLI ROCK CITY	03/26/1976	Active	36	1	10	-9	-20.00%	45	2	3				S,T,M,VP,SC	3		\$1,085.36
Exc Award (06/30/2017, 06/30/2021)																		
58684	TIRUCHIRAPALLI THILLAINAGAR	09/06/1996	Active	51	5	0	5	10.87%	49		1				M,VP,SC	6		
Exc Award (06/30/2016, 06/30/2017, 06/30/2022)																		
51255	TIRUCHIRAPALLI WORAIYUR	01/23/1991	Active	35	0	3	-3	-7.89%	38	3	3			R	M	5		\$1,000.30
Exc Award (06/30/2019, 06/30/2020)																		
138873	Tiruchirappalli Aanaika Inspire	08/23/2019	Active(1)	23	1	1	0	0.00%	23	5	2			N		1		\$89.85
Exc Award (06/30/2020)																		
129970	Tiruchirappalli Aristocrat Centennial	03/07/2017	Cancelled(8*)	0	0	10	-10	-100.00%	15	4	3	1	None		P,S,T,M,VP SC	18	90+ Days	
138680	Tiruchirappalli Cantonment Shine	06/20/2019	Cancelled(8*)	0	0	10	-10	-100.00%	11	4	1	1	None		P,S,T,M,VP SC	24+	90+ Days	
125590	Tiruchirappalli Classic	08/24/2015	Active	34	8	4	4	13.33%	35	15	1				M,VP,SC	6		
Exc Award (06/30/2017, 06/30/2021, 06/30/2022)																		
118673	TIRUCHIRAPPALLI ELITE	01/29/2013	Active	23	0	0	0	0.00%	29		7			N	M,SC	4		\$1,000.30
142271	Tiruchirappalli Fortune	07/22/2020	Active	49	1	0	1	2.08%	52		4			N		5		\$282.57



Club Health Assessment for District 324 F through March 2025

			Status	Membership							Reports					Finance		LCIF
Club Number	Club Name	Charter Date		Current Member Count	YTD Members Added	YTD Members Dropped	YTD Net Growth	YTD Net Growth%	Member Count 12 Months Ago	Avg. length of service for dropped members	Months Since Last MMR ***	Yrs. Since Last Officer Report	President Rotation	Vice President Reported ****	Months Since Last Activity Report ***	Account Balance	Donations for current Fiscal Year	
			Number of times on status quo within last two years	If below 15 members appears				If net loss is greater than 20% appears			If no report in 3 months appears in	When more than one year appears in	Number of repeat terms	Notes the officers that do not have an active	If no report at 12 months appears in red			
Exc Award (06/30/2021)																		
26457	TIRUCHIRAPPALLI HOST	11/10/1959	Active	56	3	2	1	1.82%	56	2	0			N	M,SC	0		
Exc Award (06/30/2017, 06/30/2019, 06/30/2020)																		
134016	Tiruchirappalli Premier Pride	04/09/2018	Active(1)	10	3	1	2	25.00%	8	7	2				T,M,VP,SC	3	90+ Days	
137244	Tiruchirappalli Rockcity Shine	02/06/2019	Active	17	0	1	-1	-5.56%	26	6	7			N	S,T,M,VP	3		
Exc Award (06/30/2020, 06/30/2023)																		
139331	Tiruchirappalli Rockfort Inspire	08/26/2019	Active	45	3	0	3	7.14%	55		4			N	VP,SC	6		
Exc Award (06/30/2020, 06/30/2021)																		
99205	TIRUCHIRAPPALLI ROCKTOWN	04/24/2007	Active(2)	17	1	3	-2	-10.53%	19	8	0				VP	24+	\$50.23	
Exc Award (06/30/2016, 06/30/2017)																		
147702	Tiruchirappalli Sakthi	07/29/2021	Active(1)	16	3	4	-1	-5.88%	20	1	0				S,M,VP,SC	2		
136841	Tiruchirappalli Shine City	11/21/2018	Active	29	0	0	0	0.00%	29		10		2		M,VP,SC	2		
142235	Tiruchirappalli Techno City	07/28/2020	Active(1)	5	0	0	0	0.00%	5		7				S,M,VP,SC	22		
130002	Tiruchirappalli Vasantham Centennial	02/15/2017	Active	11	0	0	0	0.00%	15		0				P,S,T,M,VP SC	0		
Exc Award (06/30/2021)																		
55378	TIRUKKATTUPPALLI	03/07/1994	Active	21	3	0	3	16.67%	19		1				S,T,M,VP,SC	5	\$1,060.20	
Exc Award (06/30/2017, 06/30/2020, 06/30/2020)																		
41420	TIRUTHURAI PUNDI TOWN	05/10/1982	Active	61	0	3	-3	-4.69%	63	19	0			N		3		
Exc Award (06/30/2021)																		
149914	Tiruvarur All is Well	04/06/2022	Active(2)	28	2	0	2	7.69%	26		7				M,VP,SC	7		
Exc Award (06/30/2023)																		
121706	Tiruvarur Aranerai	03/28/2014	Active	412	12	33	-21	-4.85%	476	2	2				VP	2	\$119.80	
Exc Award (06/30/2021, 06/30/2023, 06/30/2020)																		
135452	Tiruvarur Arockiyamadha Shine	07/18/2018	Active(1)	15	1	0	1	7.14%	23		7				P,M,VP,SC	0	90+ Days \$179.69	
Exc Award (06/30/2023)																		
77885	TIRUVARUR CAR CITY	12/02/2003	Active	92	14	0	14	17.95%	78		1			R	VP	4	\$239.59	
Exc Award (06/30/2018, 06/30/2021)																		
26459	TIRUVARUR HOST	12/11/1968	Active	45	4	4	0	0.00%	47	3	1				T,M,VP,SC	8		



Club Health Assessment for District 324 F through March 2025

			Status	Membership						Reports					Finance		LCIF
Club Number	Club Name	Charter Date		Current Member Count	YTD Members Added	YTD Members Dropped	YTD Net Growth	YTD Net Growth%	Member Count 12 Months Ago	Avg. length of service for dropped members	Months Since Last MMR ***	Yrs. Since Last Officer Report	President Rotation	Vice President Reported ****	Months Since Last Activity Report ***	Account Balance	Donations for current Fiscal Year
			Number of times on status quo within last two years	If below 15 members appears				If net loss is greater than 20% appears			If no report in 3 months appears in	When more than one year appears in	Number of repeat terms	Notes the officers that do not have an active	If no report at 12 months appears in red		
Exc Award (06/30/2023)																	
118513	TIRUVARUR MANUNEEDHI	01/02/2013	Active	50	0	0	0	0.00%	52		9			M,VP,SC	1		
Exc Award (06/30/2016, 06/30/2019, 06/30/2023)																	
120173	Tiruvarur Victory	08/19/2013	Active	33	1	0	1	3.13%	34		0		N	P,S,M,SC	6		\$119.80
Exc Award (06/30/2023)																	
120346	Tiruvarur Vilamal	09/16/2013	Active(1)	26	0	2	-2	-7.14%	28	7	2			P,M,VP,SC	5		\$59.90
Exc Award (06/30/2021)																	
29704	TIRUVERUMBUR	07/24/1974	Active	49	6	0	6	13.95%	46		1		N	M,SC	2		\$1,000.30
Exc Award (06/30/2021, 06/30/2023)																	
64344	TRICHIRAPALLI KARUMANDAPAM	05/30/2001	Active	30	3	2	1	3.45%	35	10	2		N		0		\$69.48
Exc Award (06/30/2020, 06/30/2023)																	
54979	TRICHIRAPALLI MAJESTIC	10/19/1993	Active	16	0	3	-3	-15.79%	20	10	3			M,VP,SC	8		
103691	TRICHIRAPPALLI PREMIER	09/22/2008	Active	54	4	5	-1	-1.82%	57	3	3		N	VP,SC	0		
Exc Award (06/30/2017, 06/30/2018, 06/30/2023)																	
106256	TRICHY GOLDEN BAZAAR	08/13/2009	Active(1)	29	0	6	-6	-17.14%	41	11	8			M,VP,SC	8	90+ Days	
Exc Award (06/30/2019)																	
135445	Trichy Samayapuram Shine	07/26/2018	Active(1)	23	0	0	0	0.00%	23		2			T,M,VP,SC	2	90+ Days	
115065	TRICHY TEMPLE CITY NO 1 TOLGATE	09/13/2011	Active	49	12	0	12	32.43%	37		5		N	T,VP,SC	5		\$1,018.27
Exc Award (06/30/2023, 06/30/2024)																	
147679	Udayarpalayam Royal	07/23/2021	Active	27	1	1	0	0.00%	35	3	1			T,M,VP,SC	6		\$59.90
64241	ULLIKKOTTAI	04/30/2001	Active(1)	24	0	2	-2	-7.69%	27	12	3		N	M	14		\$2,042.53
119556	Uppidamangalam	06/10/2013	Active	21	0	0	0	0.00%	26		5		R	T,M,SC	6		
Exc Award (06/30/2024)																	
63678	UPPILIYAPURAM	11/08/2000	Active	86	3	15	-12	-12.24%	113	11	2		N	T,SC	8		\$17.97
Exc Award (06/30/2020)																	
101082	VAILANKANNI	01/24/2008	Active	44	4	2	2	4.76%	42	4	2		N		5		
Exc Award (06/30/2017, 06/30/2023, 06/30/2024)																	
65094	VAIRICHETTIPALAYAM	03/22/2002	Active	37	1	12	-11	-22.92%	48	8	2		R		3		\$1,000.30



Club Health Assessment for District 324 F through March 2025

			Status	Membership							Reports					Finance		LCIF
Club Number	Club Name	Charter Date		Current Member Count	YTD Members Added	YTD Members Dropped	YTD Net Growth	YTD Net Growth%	Member Count 12 Months Ago	Avg. length of service for dropped members	Months Since Last MMR ***	Yrs. Since Last Officer Report	President Rotation	Vice President Reported ****	Months Since Last Activity Report ***	Account Balance	Donations for current Fiscal Year	
			Number of times on status quo within last two years	If below 15 members appears				If net loss is greater than 20% appears			If no report in 3 months appears in	When more than one year appears in	Number of repeat terms	Notes the officers that do not have an active	If no report at 12 months appears in red			
Exc Award (06/30/2020, 06/30/2021, 06/30/2022)																		
112164	VAITHEESHVARANKOIL TEMPLE CITY	09/02/2011	Active	32	3	1	2	6.67%	31	4	3			N	M,VP,SC	8	\$1,000.30	
Exc Award (06/30/2020, 06/30/2021, 06/30/2022)																		
111050	VAITHEESWARANKOIL CENTRAL	05/09/2011	Active	52	9	5	4	8.33%	51	4	0				T,M,VP,SC	7		
151774	Vaitheeswarankoil Victory	08/01/2022	Active	33	5	4	1	3.13%	31	2	3			N	M,SC	0	\$119.80	
Exc Award (06/30/2024)																		
131381	Valikandapuram Centennial	06/16/2017	Cancelled(8*)	0	0	19	-19	-100.00%	21	6	2	1	None		P,S,T,M,VP SC	20	90+ Days	
42487	VEDARANIAM	03/30/1983	Active	95	8	0	8	9.20%	90		0			N	S,T,VP	2	\$359.39	
Exc Award (06/30/2021)																		
123925	Velliyana	01/07/2015	Active(1)	21	0	0	0	0.00%	23		2				P,M,VP,SC	2		
107673	VILAKKUDI	02/24/2010	Active	29	4	3	1	3.57%	28	5	3			N	M,VP,SC	7	\$131.78	
Exc Award (06/30/2019, 06/30/2023)																		


Clubs Cancelled Previous Fiscal Year – Clubs Cancelled within last 12 months may be reinstated

Club Number	Club Name	Charter Date	Current Status*	Cancellation Date
135299	Mettupalayam	06/20/2018	Cancelled(8*)	12/29/2023
135242	Panjapatty	06/18/2018	Cancelled(8*)	01/29/2024
116994	PUDUPATTINAM PORT	06/08/2012	Cancelled(8*)	01/29/2024
78709	SEMBANARKOIL TEMPLE CITY	04/01/2004	Cancelled(8*)	12/29/2023

Current Total Clubs Count	YTD New Clubs Count	YTD Cancelled Clubs Count	YTD Net Club Gain	Current Total Members Count	YTD Add	YTD Drop	YTD Net Growth	YTD Net Growth %	Member Count 12 Months Ago	Average Member Count Per Club	% of Clubs with less than 20 members	% No MMR in 3 Months	% No Officer Report in 12 Months	% of Clubs with balance 90+ days	Number of Clubs in Status Quo	% Status Quo Clubs in Financial Suspension	Number of Cancelled Clubs	Average Cancelled Club Age	Members Lost Due to Cancellation	% of Clubs Cancelled for Non-Financial Reasons
260	15	18	-3	10,746	1,343	1,136	207	1.96%	11,379	41	12%	53%	0%	6%	0	0%	18	7	296	-11%



Club Health Assessment for District 324 F through March 2025

			Status	Membership							Reports					Finance	LCIF
Club Number	Club Name	Charter Date		Current Member Count	YTD Members Added	YTD Members Dropped	YTD Net Growth	YTD Net Growth%	Member Count 12 Months Ago	Avg. length of service for dropped members	Months Since Last MMR ***	Yrs. Since Last Officer Report	President Rotation	Vice President Reported ****	Months Since Last Activity Report ***	Account Balance	Donations for current Fiscal Year
			Number of times on status quo within last two years	If below 15 members appears				If net loss is greater than 20% appears			If no report in 3 months appears in	When more than one year appears in	Number of repeat terms	Notes the officers that do not have an active	If no report at 12 months appears in red		



Club Health Assessment for District 324 G through March 2025

			Status	Membership							Reports					Finance		LCIF
Club Number	Club Name	Charter Date		Current Member Count	YTD Members Added	YTD Members Dropped	YTD Net Growth	YTD Net Growth%	Member Count 12 Months Ago	Avg. length of service for dropped members	Months Since Last MMR ***	Yrs. Since Last Officer Report	President Rotation	Vice President Reported ****	Months Since Last Activity Report ***	Account Balance	Donations for current Fiscal Year	
			Number of times on status quo within last two years	If below 15 members appears					If net loss is greater than 20% appears			If no report in 3 months appears in	When more than one year appears in	Number of repeat terms	Notes the officers that do not have an active	If no report at 12 months appears in red		
Clubs less than two years old																		
179056	Aranthangi Chozha	10/17/2024	Active	20	20	0	20	100.00%	0		3				M,VP,SC	0		
174738	Chidambaram Aalayam	07/22/2024	Active	41	41	0	41	100.00%	0		1				T,M,VP,SC	2		\$1,006.29
176470	Cuddalore Silver Star	07/26/2024	Active(1)	11	20	9	11	100.00%	0	1	2				M,VP,SC	5	90+ Days	
156085	Kallakurichi Ancient City	09/29/2023	Active	18	12	14	-2	-10.00%	20	3	0		2		S,T,M,VP,SC	2		
155132	M Parur	08/07/2023	Active	7	0	7	-7	-50.00%	26	2	3				T,M,VP,SC	7		
156171	Melsiruvallur Junction	09/29/2023	Cancelled(8*)	0	0	20	-20	-100.00%	20	1	11	1	None		P,S,T,M,VP SC	8	90+ Days	
153841	Neyveli Arch	06/15/2023	Cancelled(8*)	0	0	19	-19	-100.00%	21	1	9	1	None		P,S,T,M,VP SC	7	90+ Days	
180920	Neyveli Global City	03/11/2025	Newly Chartered	20	20	0	20	100.00%	0		0				T,M,VP,SC	N/R		
155315	Neyveli Green City	07/28/2023	Active(1)	20	0	0	0	0.00%	20		11	1	None		P,S,T,M,VP SC	7		
154444	Tindivanam Nagaram	05/31/2023	Active	22	3	6	-3	-12.00%	27	1	0			N	P,S,T,M,VP SC	8		
175503	Vadalur Pride	07/26/2024	Active(1)	20	22	2	20	100.00%	0	1	3			N	M,SC	0		
155471	Vadalur Supreme	08/07/2023	Active	22	0	3	-3	-12.00%	20	1	8				T,M,VP,SC	7		
Exc Award (06/30/2024)																		
155693	Vadalur Temple City	08/24/2023	Active	20	2	3	-1	-4.76%	20	1	2			N		6		\$1,197.96
177496	Veppur Town	08/20/2024	Cancelled(8*)	0	28	28	0	0.00%	0	0	0		None		P,S,T,M,VP SC	3	90+ Days	
171739	Villianur Annai	05/22/2024	Cancelled(8*)	0	0	20	-20	-100.00%	0	1	10		None		P,S,T,M,VP SC	7	90+ Days	
179361	Villupuram Annai Maragatham	11/04/2024	Active	20	20	0	20	100.00%	0		4				M,VP,SC	4		
172057	Villupuram Central	06/10/2024	Active	23	2	0	2	9.52%	0		4		2	N	VP	0		
Clubs more than two years old																		
68634	AVALURPET	04/15/2003	Active	31	0	0	0	0.00%	32		7				M,VP,SC	2		
Exc Award (06/30/2016, 06/30/2017, 06/30/2020)																		
151895	Avalurpet Chithagiri Murugan	07/21/2022	Active	39	2	0	2	5.41%	41		4			R	T	0		
Exc Award (06/30/2023)																		
40716	BAHOOR	12/03/1981	Active	15	0	0	0	0.00%	15		8			N	VP	2		\$10.00
Exc Award (06/30/2016, 06/30/2017)																		



Club Health Assessment for District 324 G through March 2025

			Status	Membership						Reports					Finance		LCIF
Club Number	Club Name	Charter Date		Current Member Count	YTD Members Added	YTD Members Dropped	YTD Net Growth	YTD Net Growth%	Member Count 12 Months Ago	Avg. length of service for dropped members	Months Since Last MMR ***	Yrs. Since Last Officer Report	President Rotation	Vice President Reported ****	Months Since Last Activity Report ***	Account Balance	Donations for current Fiscal Year
			Number of times on status quo within last two years	If below 15 members appears				If net loss is greater than 20% appears			If no report in 3 months appears in	When more than one year appears in	Number of repeat terms	Notes the officers that do not have an active	If no report at 12 months red		
48233	BHUWANAGIRI	03/01/1988	Active	63	0	0	0	0.00%	63		7			N	T,SC	0	
	Exc Award (06/30/2016, 06/30/2017, 06/30/20																
103676	CHIDAMBARAM SUPREME	10/14/2008	Active	27	2	0	2	8.00%	25		5			N	M,VP,SC	8	
	Exc Award (06/30/2016, 06/30/2017, 06/30/20																
63845	CHIDAMBARAM COSMOPOLITAN	12/06/2000	Active	70	14	2	12	20.69%	79	7	1				VP,SC	3	\$3,018.87
	Exc Award (06/30/2016, 06/30/2017, 06/30/20																
135398	Chidambaram Golden Roof	07/25/2018	Active	30	0	4	-4	-11.76%	33	7	5				M,VP,SC	0	
	Exc Award (06/30/2023, 06/30/2024)																
26416	CHIDAMBARAM HOST	04/02/1970	Active	30	1	0	1	3.45%	35		6				M,VP,SC	7	
	Exc Award (06/30/2016, 06/30/2023)																
147511	Chidambaram Social Vision and Mission	09/13/2021	Active	20	0	0	0	0.00%	20		11	1	None		P,S,T,M,VP SC	7	
58408	CHIDAMBARAM TEMPLE CITY	06/19/1996	Active	20	1	4	-3	-13.04%	25	10	5				P,M,VP,SC	5	
	Exc Award (06/30/2016, 06/30/2017, 06/30/20																
150960	Chidambaram Thillayambalam	06/07/2022	Active	25	4	8	-4	-13.79%	34	2	0				M,VP,SC	0	
	Exc Award (06/30/2024)																
62943	CHINNASALEM	03/20/2000	Active	58	3	2	1	1.75%	57	3	2			N	P,M,VP,SC	7	
	Exc Award (06/30/2016, 06/30/2017, 06/30/20																
26417	CUDDALORE	06/21/1970	Active(2)	36	1	0	1	2.86%	36		6				M,VP,SC	7	90+ Days \$1,006.29
	Exc Award (06/30/2017)																
106403	CUDDALORE ANCIENT CITY	08/26/2009	Active(1)	20	1	2	-1	-4.76%	22	3	7				P,M,VP,SC	7	
	Exc Award (06/30/2016, 06/30/2017)																
61251	CUDDALORE CENTRAL	11/10/1998	Active	31	1	2	-1	-3.13%	29	2	3				T,M,VP,SC	4	\$2,012.58
	Exc Award (06/30/2016, 06/30/2017, 06/30/20																
99974	CUDDALORE COSMOPOLITAN	07/31/2007	Active	25	0	0	0	0.00%	26		3			N	M,VP,SC	5	
	Exc Award (06/30/2020)																
98226	CUDDALORE GOLDEN CITY	12/27/2006	Active	20	1	0	1	5.26%	23		3				M,VP,SC	7	
	Exc Award (06/30/2016, 06/30/2017)																
102091	CUDDALORE PADALI CITY	05/23/2008	Active(1)	19	0	0	0	0.00%	18		8				P,M,VP,SC	7	



Club Health Assessment for District 324 G through March 2025

			Status	Membership							Reports					Finance		LCIF	
Club Number	Club Name	Charter Date		Current Member Count	YTD Members Added	YTD Members Dropped	YTD Net Growth	YTD Net Growth%	Member Count 12 Months Ago	Avg. length of service for dropped members	Months Since Last MMR ***	Yrs. Since Last Officer Report	President Rotation	Vice President Reported ****	Months Since Last Activity Report ***	Account Balance	Donations for current Fiscal Year		
			Number of times on status quo within last two years	If below 15 members appears					If net loss is greater than 20% appears			If no report in 3 months appears in	When more than one year appears in	Number of repeat terms	Notes the officers that do not have an active	If no report at 12 months appears in red			
Exc Award (06/30/2017, 06/30/2019, 06/30/2020)			Cancelled(8*)	Active	21	0	0	0	0.00%	21	9			N	1	90+ Days		\$10.00	
56555 CUDDALORE PORT 02/20/1995																			
Exc Award (06/30/2016, 06/30/2017, 06/30/2020)				Active(1)	24	0	0	0	0.00%	24	11			S,M,VP,SC	7				
143655 Cuddalore Royal 11/23/2020				Active	25	10	2	8	47.06%	18	0	3		M,VP,SC	5				
111403 CUDDALORE SREE GOLD 06/16/2011				Active(1)	22	6	7	-1	-4.35%	23	2	3		M,VP,SC	7				
Exc Award (06/30/2016, 06/30/2018, 06/30/2020)				Active	21	4	3	1	5.00%	19	2	7		T,M,VP,SC	7				
89507 CUDDALORE SUPREME 10/25/2005				Active	25	4	0	4	19.05%	26	3			M,VP,SC	7				
Exc Award (06/30/2020)				Active	61	0	2	-2	-3.17%	71	6	7		N	T,M				5
100789 GINGEE 12/11/2007				Active	28	0	0	0	0.00%	34	9			N					6
Exc Award (06/30/2016, 06/30/2024)				Active	132	6	3	3	2.33%	128	5	3		N	M				2
62153 KACHIRAYAPALAYAM - VADAKKANANDAL 06/22/1999			Active	71	15	9	6	9.23%	71	4	3		N		3				
Exc Award (06/30/2016)			Active(1)	19	0	1	-1	-5.00%	24	2	7			M,VP,SC	1				
66641 KALAMARUDUR 09/27/2002			Active	52	3	1	2	4.00%	50	4	1		N	P,M,VP,SC	1				
Exc Award (06/30/2016, 06/30/2017)			Active	21	0	1	-1	-4.55%	24	2	8		N	P,SC	7	\$1,006.29			
31095 KALLAKURICHI 07/10/1975			Active	31	3	1	2	6.90%	32	3	3			S,T,M,VP,SC	5				
129624 Kallakurichi Nagaram 12/21/2016																			
Exc Award (06/30/2019, 06/30/2023, 06/30/2024)																			
126411 Kandachipuram Kovil Nagaram 12/28/2015																			
Exc Award (06/30/2017)																			
40717 KATTUMANNARKOIL 12/08/1981																			
Exc Award (06/30/2016, 06/30/2017, 06/30/2020)																			
139220 Kattumannarkoil Cosmopolitan 08/08/2019																			
62452 MANALURPET 10/22/1999																			
Exc Award (06/30/2016, 06/30/2017, 06/30/2020)																			



Club Health Assessment for District 324 G through March 2025

			Status	Membership							Reports					Finance		LCIF
Club Number	Club Name	Charter Date		Current Member Count	YTD Members Added	YTD Members Dropped	YTD Net Growth	YTD Net Growth%	Member Count 12 Months Ago	Avg. length of service for dropped members	Months Since Last MMR ***	Yrs. Since Last Officer Report	President Rotation	Vice President Reported ****	Months Since Last Activity Report ***	Account Balance	Donations for current Fiscal Year	
			Number of times on status quo within last two years	If below 15 members appears				If net loss is greater than 20% appears			If no report in 3 months appears in	When more than one year appears in	Number of repeat terms	Notes the officers that do not have an active	If no report at 12 months appears in red			
135399	Mangalampettai Greens	07/26/2018	Active	41	16	6	10	32.26%	33	3	3		2	T,M,VP,SC	7	90+ Days	\$886.49	
124187	Melmalayanur Koil Nagaram	02/18/2015	Active	29	1	0	1	3.57%	28	6			N	P,T	0			
	Exc Award (06/30/2016, 06/30/2017, 06/30/20																	
112094	MOORARPALAM	08/22/2011	Cancelled(8*)	0	0	20	-20	-100.00%	20	9	3	1	None	P,S,T,M,VP SC	7	90+ Days		
	Exc Award (06/30/2016)																	
125256	Nainarpalayam	06/22/2015	Active	33	4	2	2	6.45%	42	7	0			T,M,VP,SC	7			
	Exc Award (06/30/2016, 06/30/2019, 06/30/20																	
64040	NELLIKUPPAM SWEET CITY	03/05/2001	Active	19	0	0	0	0.00%	25	9	9			N	P,T,M	1		
	Exc Award (06/30/2017, 06/30/2019)																	
139410	Neyveli	08/08/2019	Active(1)	18	0	2	-2	-10.00%	25	4	3			N	P,S	4		90+ Days
	Exc Award (06/30/2020)																	
77597	NEYVELI COSMOPOLITAN	09/19/2003	Active	13	0	0	0	0.00%	19	6	6			T,VP	7			
	Exc Award (06/30/2016, 06/30/2017, 06/30/20																	
67432	NEYVELI DIAMOND CITY	03/05/2003	Active	12	0	5	-5	-29.41%	17	6	7			P,T,M,VP,SC	7			
	Exc Award (06/30/2016, 06/30/2017, 06/30/20																	
105778	NEYVELI ELITE	06/12/2009	Active	24	0	0	0	0.00%	29	8	8			T,M,VP,SC	4			
	Exc Award (06/30/2021, 06/30/2023)																	
54761	NEYVELI LIGNITE CITY	07/20/1993	Active	20	0	0	0	0.00%	20	6	6		2	R	P,VP,SC	7		
	Exc Award (06/30/2016)																	
60555	NEYVELI POWER CITY	03/23/1998	Active	14	1	17	-16	-53.33%	34	5	0		None	P,S,T,M,VP SC	6			
	Exc Award (06/30/2016, 06/30/2018, 06/30/20																	
128519	Neyveli Solar City	08/11/2016	Active	12	1	1	0	0.00%	13	6	6			N		1		
117774	NEYVELI VAARIYAR SWAMIGAL	09/05/2012	Active	13	0	0	0	0.00%	16	9	9			P,T,M,VP,SC	7			
147392	Palayamkottai Supreme	07/07/2021	Cancelled(8*)	0	0	25	-25	-100.00%	25	3	11	1	None	P,S,T,M,VP SC	7	90+ Days		
132891	Pandalam Kolathur	10/26/2017	Active	32	1	9	-8	-20.00%	40	5	3			N	T,M,VP,SC	0		
	Exc Award (06/30/2018, 06/30/2020)																	
108943	PANDALAM TEMPLE CITY	07/21/2010	Active	28	3	4	-1	-3.45%	28	13	0			N	T,SC	5		
26439	PANRUTI	12/11/1972	Active	39	0	0	0	0.00%	40	8	8			S,T,M,VP,SC	8			



Club Health Assessment for District 324 G through March 2025

			Status	Membership							Reports					Finance		LCIF	
Club Number	Club Name	Charter Date		Current Member Count	YTD Members Added	YTD Members Dropped	YTD Net Growth	YTD Net Growth%	Member Count 12 Months Ago	Avg. length of service for dropped members	Months Since Last MMR ***	Yrs. Since Last Officer Report	President Rotation	Vice President Reported ****	Months Since Last Activity Report ***	Account Balance	Donations for current Fiscal Year		
			Number of times on status quo within last two years	If below 15 members appears					If net loss is greater than 20% appears					If no report in 3 months appears in	When more than one year appears in	Number of repeat terms	Notes the officers that do not have an active	If no report at 12 months appears in red	
Exc Award (06/30/2016, 06/30/2018, 06/30/2020)			Active	13	0	0	0	0.00%	14		8	1	None	P,S,T,M,VP SC	7		\$1,227.92		
116689	PANRUTI RENAISSANCE	05/11/2012		57	10	0	10	21.28%	47		2		N		0				
Exc Award (06/30/2016, 06/30/2019, 06/30/2020)			Active	37	3	2	1	2.78%	34	1	3			VP,SC	3		\$239.60		
103672	PONDICHERRY EXCELLENCE	09/18/2008		142885	Pondicherry Aalayam	09/10/2020	Active(1)	18	2	5	-3	-14.29%	20	7	2			R	M
Exc Award (06/30/2024)			Cancelled(8*)	0	0	13	-13	-100.00%	13	6	3		None	P,S,T,M,VP SC	7	90+ Days			
139033	Pondicherry Auro Beach	08/05/2019		60370	PONDICHERRY AURO CITY	02/16/1998	Active	39	2	0	2	5.41%	36		2				T,M,VP,SC
Exc Award (06/30/2016, 06/30/2017, 06/30/2020)			Active	72	6	2	4	5.88%	70	10	0			M,VP,SC	0				
50869	PONDICHERRY CENTRAL	07/05/1990		51566	PONDICHERRY COSMOPOLITAN	04/17/1991	Active	43	6	0	6	16.22%	31		2				M,VP
Exc Award (06/30/2016, 06/30/2017)			Active(2)	17	5	2	3	21.43%	14	16	4			M,VP,SC	8				
56148	PONDICHERRY FRENCH CITY	10/12/1994		127893	Pondicherry Friends City	06/15/2016	Active(2)	10	10	10	0	0.00%	14	6	2			2	P,S,T,M,VP SC
Exc Award (06/30/2017, 06/30/2019, 06/30/2020)			Active(1)	17	1	3	-2	-10.53%	17	2	3			S,T,M,VP,SC	4				
152148	Pondicherry Greater	08/12/2022		135402	Pondicherry Heritage	09/18/2018	Active(1)	9	0	0	0	0.00%	9		2				R
Exc Award (06/30/2016, 06/30/2017, 06/30/2020)			Active	49	4	5	-1	-2.00%	52	2	2			R	P,S,T,VP	0			
26442	PONDICHERRY HOST	12/27/1959		95898	PONDICHERRY KAVI BHARATHIAR	02/09/2006	Active	22	4	9	-5	-18.52%	26	4	1				T,M,VP,SC
Exc Award (06/30/2016, 06/30/2017, 06/30/2020)			Active	21	1	0	1	5.00%	21		6			N	T,M,SC	6		\$1,036.29	
152201	Pondicherry Legends	08/26/2022																	



Club Health Assessment for District 324 G through March 2025

Club Number	Club Name	Charter Date	Status	Membership							Reports					Finance	LCIF
				Current Member Count	YTD Members Added	YTD Members Dropped	YTD Net Growth	YTD Net Growth%	Member Count 12 Months Ago	Avg. length of service for dropped members	Months Since Last MMR ***	Yrs. Since Last Officer Report	President Rotation	Vice President Reported ****	Months Since Last Activity Report ***	Account Balance	Donations for current Fiscal Year
			Number of times on status quo within last two years	If below 15 members appears				If net loss is greater than 20% appears			If no report in 3 months appears	When more than one year appears in	Number of repeat terms	Notes the officers that do not have an active	If no report at 12 months appears in red		
99965	PONDICHERRY LIGHT HOUSE Exc Award (06/30/2016, 06/30/2020, 06/30/2024)	08/02/2007	Active	22	0	6	-6	-21.43%	28	6	8			S,M,VP,SC	3		
63721	PONDICHERRY MILLENNIUM Exc Award (06/30/2016, 06/30/2017, 06/30/2024)	11/28/2000	Active	52	1	26	-25	-32.47%	75	6	1		N	P,T,VP	7		
63620	PONDICHERRY PORT Exc Award (06/30/2016)	10/09/2000	Active	5	0	0	0	0.00%	5		4	1	None	P,S,T,M,VP SC	7		
150448	Pondicherry Supreme Exc Award (06/30/2024)	04/07/2022	Active	18	3	0	3	20.00%	15		8			S,T,M,VP,SC	4		
103641	PONDICHERRY VEDAPURI Exc Award (06/30/2017, 06/30/2020)	09/16/2008	Active	15	0	0	0	0.00%	16		9			T,M,VP,SC	8		
99859	PORTONOVO Exc Award (06/30/2017, 06/30/2021)	06/29/2007	Active	27	1	2	-1	-3.57%	28	6	3			M,VP,SC	4		
152598	Rettanai Rivers	09/19/2022	Active(2)	22	22	22	0	0.00%	22	2	2		2	M,VP,SC	7		
98247	SANKARAPURAM TOWN Exc Award (06/30/2016, 06/30/2018, 06/30/2024)	01/05/2007	Active	36	0	0	0	0.00%	36		3	1	None	P,S,T,M,VP SC	7		
45472	SETHIATHOPE Exc Award (06/30/2016, 06/30/2017, 06/30/2024)	10/08/1985	Active	31	0	1	-1	-3.13%	36	2	3		R	M,VP,SC	3		
106404	SRIMUSHNAM Exc Award (06/30/2016, 06/30/2022, 06/30/2024)	08/26/2009	Active	79	0	5	-5	-5.95%	82	6	1			T,M,VP,SC	1		\$2,116.89
147395	Srimushnam Nala Exc Award (06/30/2023, 06/30/2024)	08/27/2021	Active	38	1	0	1	2.70%	37		6			S,T,M,VP,SC	1		
67581	THIRUKKANUR Exc Award (06/30/2016, 06/30/2017, 06/30/2024)	03/25/2003	Active	61	21	1	20	48.78%	39	3	1			T,M,VP,SC	0		
151896	Thirukkanur Temple City	07/22/2022	Active	21	7	0	7	50.00%	20		1			S,T,M,VP,SC	0		
98618	THIRUVENNAINALLUR SANGAMAM Exc Award (06/30/2016, 06/30/2018)	02/20/2007	Cancelled(8*)	0	0	16	-16	-100.00%	16	9	5		None	P,S,T,M,VP SC	8	90+ Days	
58171	THIYAGADURGAM Exc Award (06/30/2016, 06/30/2017, 06/30/2024)	04/23/1996	Active(1)	54	1	1	0	0.00%	59	9	4		N	S,M	7		




Club Health Assessment for District 324 G through March 2025

			Status	Membership							Reports					Finance		LCIF
Club Number	Club Name	Charter Date		Current Member Count	YTD Members Added	YTD Members Dropped	YTD Net Growth	YTD Net Growth%	Member Count 12 Months Ago	Avg. length of service for dropped members	Months Since Last MMR ***	Yrs. Since Last Officer Report	President Rotation	Vice President Reported ****	Months Since Last Activity Report ***	Account Balance	Donations for current Fiscal Year	
			Number of times on status quo within last two years	If below 15 members appears				If net loss is greater than 20% appears			If no report in 3 months appears in	When more than one year appears in	Number of repeat terms	Notes the officers that do not have an active	If no report at 12 months appears in red			
26451	TINDIVANAM	02/20/1973	Active	52	15	0	15	40.54%	38		2			N	P,VP	5		
Exc Award (06/30/2017, 06/30/2018, 06/30/20																		
142016	Tindivanam Challengers	07/10/2020	Active	22	0	0	0	0.00%	22		11				P,M,VP,SC	7		
64144	TINDIVANAM MANILA NAGAR	04/03/2001	Active	57	4	0	4	7.55%	53		2			R	M,VP,SC	0		
Exc Award (06/30/2016, 06/30/2018, 06/30/20																		
109333	TINDIVANAM NANBARGAL	09/27/2010	Active(1)	28	4	5	-1	-3.45%	31	7	2			R	P,VP	0		
Exc Award (06/30/2017)																		
123286	Tindivanam Service	10/07/2014	Active(1)	32	0	1	-1	-3.03%	35	7	3			R	P	3		
Exc Award (06/30/2016, 06/30/2017, 06/30/20																		
55836	TIRUKOILUR TEMPLE CITY	06/13/1994	Active	40	0	0	0	0.00%	40		11				T,M,VP,SC	2		\$350.00
Exc Award (06/30/2016, 06/30/2018, 06/30/20																		
135400	Tirukoilur Town	07/26/2018	Active	32	4	0	4	14.29%	27		4				M,VP,SC	0		
46561	TITTAGUDI	09/11/1986	Active(1)	26	2	4	-2	-7.14%	25	2	4				P,T,M,VP	1		
Exc Award (06/30/2020)																		
38748	ULUNDURPET	06/25/1980	Active	48	0	0	0	0.00%	55		4			N	S,T,VP	7		
Exc Award (06/30/2017, 06/30/2018)																		
26461	Vadalur Host	08/21/1972	Active	25	3	1	2	8.70%	27	1	2				M,VP,SC	1		
Exc Award (06/30/2016, 06/30/2020)																		
118935	VADALURE NEW THOUGHT	03/13/2013	Active(1)	13	2	0	2	18.18%	16		8			R	P,S,M,VP,SC	8		
Exc Award (06/30/2016)																		
64719	VIKRAVANDI	10/18/2001	Active(2)	20	0	0	0	0.00%	22		9				M,VP,SC	7		
Exc Award (06/30/2016)																		
151372	Villupuram City	06/28/2022	Active	19	8	2	6	46.15%	25	6	4			R	S	5		
26464	VILLUPURAM HOST	10/27/1968	Active	56	0	6	-6	-9.68%	61	7	3			N	M,SC	1		
Exc Award (06/30/2016, 06/30/2017, 06/30/20																		
66812	VILLUPURAM JUNCTION	11/11/2002	Active	52	5	1	4	8.33%	50	22	0			R	M	1		\$1,006.29
Exc Award (06/30/2016, 06/30/2019)																		
106208	VILLUPURAM KAAMADHENU	08/11/2009	Active	51	6	5	1	2.00%	47	3	3			N	P,T,M,SC	0		\$1,006.29
Exc Award (06/30/2017, 06/30/2018, 06/30/20																		



Club Health Assessment for District 324 G through March 2025

			Status	Membership							Reports					Finance	LCIF
Club Number	Club Name	Charter Date		Current Member Count	YTD Members Added	YTD Members Dropped	YTD Net Growth	YTD Net Growth%	Member Count 12 Months Ago	Avg. length of service for dropped members	Months Since Last MMR ***	Yrs. Since Last Officer Report	President Rotation	Vice President Reported ****	Months Since Last Activity Report ***	Account Balance	Donations for current Fiscal Year
			Number of times on status quo within last two years	If below 15 members appears				If net loss is greater than 20% appears			If no report in 3 months appears in	When more than one year appears in	Number of repeat terms	Notes the officers that do not have an active	If no report at 12 months appears in red		
112097	VILLUPURAM SANGAMAM	08/22/2011	Active	78	3	0	3	4.00%	104		2			R	0		
	Exc Award (06/30/2016, 06/30/2017, 06/30/2018)																
128302	Villupuram Supreme	07/18/2016	Active	14	7	0	7	100.00%	15		7			S,T,M,VP,SC	7		
	Exc Award (06/30/2018, 06/30/2022)																
99291	VRIDDHACHALAM AALAYAM	05/01/2007	Active(1)	16	1	0	1	6.67%	20		2			S,M,VP,SC	7		
	Exc Award (06/30/2016, 06/30/2017, 06/30/2018)																
26465	Vriddhachalam Host	03/28/1973	Active	88	5	4	1	1.15%	89	11	4			M,VP,SC	5		
	Exc Award (06/30/2016, 06/30/2019, 06/30/2020)																
68558	VRIDDHACHALAM SUPREME	04/15/2003	Active(2)	28	1	6	-5	-15.15%	33	10	3			N P,S,T,VP	8		
	Exc Award (06/30/2018, 06/30/2022, 06/30/2023)																
56438	VRIDDHACHALAM TEMPLE CITY	01/16/1995	Active	19	0	0	0	0.00%	23		8			N M	8		
	Exc Award (06/30/2016, 06/30/2020)																
105439	VRIDHACHALAM COSMOPOLITAN	05/12/2009	Active	16	0	0	0	0.00%	20		5			M,VP,SC	7		

Clubs Cancelled Previous Fiscal Year – Clubs Cancelled within last 12 months may be reinstated

Club Number	Club Name	Charter Date	Current Status*	Cancellation Date
148399	Aladi Ayries	09/27/2021	Cancelled(8*)	12/29/2023
143020	Chidambaram Excellence	09/30/2020	Cancelled(8*)	08/29/2023
84030	CUDDALORE BHARATHI	08/17/2004	Cancelled(8*)	01/29/2024
101617	PUDUPATTU	03/27/2008	Cancelled(8*)	12/29/2023

Current Total Clubs Count	YTD New Clubs Count	YTD Cancelled Clubs Count	YTD Net Club Gain	Current Total Members Count	YTD Add	YTD Drop	YTD Net Growth	YTD Net Growth %	Member Count 12 Months Ago	Average Member Count Per Club	% of Clubs with less than 20 members	% No MMR in 3 Months	% No Officer Report in 12 Months	% of Clubs with balance 90+ days	Number of Clubs in Status Quo	% Status Quo Clubs in Financial Suspension	Number of Cancelled Clubs	Average Cancelled Club Age	Members Lost Due to Cancellation	% of Clubs Cancelled for Non-Financial Reasons
111	7	9	-2	3,480	480	463	17	0.49%	3,654	31	25%	69%	5%	4%	0	0%	9	10	182	-44%



Club Health Assessment for District 324 G through March 2025

			Status	Membership							Reports					Finance	LCIF
Club Number	Club Name	Charter Date		Current Member Count	YTD Members Added	YTD Members Dropped	YTD Net Growth	YTD Net Growth%	Member Count 12 Months Ago	Avg. length of service for dropped members	Months Since Last MMR ***	Yrs. Since Last Officer Report	President Rotation	Vice President Reported ****	Months Since Last Activity Report ***	Account Balance	Donations for current Fiscal Year
			Number of times on status quo within last two years	If below 15 members appears				If net loss is greater than 20% appears			If no report in 3 months appears in	When more than one year appears in	Number of repeat terms	Notes the officers that do not have an active	If no report at 12 months appears in red		

* - P - Priority Club. Cancellation Reasons: 1-Objectives/conduct, 2-Non-active club, 5-Non-existing club, 6-Disbanding, 7-Merger, 8-Financial Suspension, 9-District/Multiple District Dues.
** - Abbreviation: P-President, S-Secretary, T-Treasurer, M-Member Chairperson, VP-First Vice President, MC-Communications Chairperson, SC-Service Chairperson
*** - Abbreviation: N/R - Never reported using the Lions Clubs website, N/A - Not applicable, No password registered for the Lions Clubs website.
**** - Abbreviation: N - New, IP - Immediate Past, R - Repeat.



Club Health Assessment for District 324 H through March 2025

			Status	Membership							Reports					Finance		LCIF
Club Number	Club Name	Charter Date		Current Member Count	YTD Members Added	YTD Members Dropped	YTD Net Growth	YTD Net Growth%	Member Count 12 Months Ago	Avg. length of service for dropped members	Months Since Last MMR ***	Yrs. Since Last Officer Report	President Rotation	Vice President Reported ****	Months Since Last Activity Report ***	Account Balance	Donations for current Fiscal Year	
			Number of times on status quo within last two years	If below 15 members appears				If net loss is greater than 20% appears			If no report in 3 months appears in	When more than one year appears in	Number of repeat terms	Notes the officers that do not have an active	If no report at 12 months appears in red			
Clubs less than two years old																		
156252	Ammoor	10/25/2023	Active	35	0	0	0	0.00%	35		6		2	M,VP,SC	6	90+ Days		
	Exc Award (06/30/2024)																	
178761	Chinna Kanchipuram Udhayam	10/04/2024	Active	20	20	0	20	100.00%	0		0			M,VP,SC	2			
155093	Gajalnaickenpatti	07/07/2023	Active	40	6	4	2	5.26%	38	1	0			R	0		\$1,065.73	
	Exc Award (06/30/2024)																	
180964	Gudiyatham Thiruvalluvar	03/25/2025	Newly Chartered	20	20	0	20	100.00%	0		0			M,VP,SC	N/R			
171463	Jolarpet Train Town	05/16/2024	Active	21	0	0	0	0.00%	0		10		None	P,T,M,VP,SC	7			
	Exc Award (06/30/2024)																	
174474	Kanchipuram Greater City	09/13/2024	Active	20	20	0	20	100.00%	0		6			M,VP,SC	N/R	90+ Days		
157532	Kanchipuram Handloom City	02/22/2024	Active	20	6	7	-1	-4.76%	20	2	0		2	S,M,VP,SC	0			
	Exc Award (06/30/2024)																	
181169	Kanchipuram She Shakthi	03/25/2025	Newly Chartered	21	21	0	21	100.00%	0		0			M,VP,SC	N/R			
171320	Kanchipuram Vidiyal	05/27/2024	Active	20	0	0	0	0.00%	0		8		2	T,M,VP,SC	6	90+ Days		
174313	Katpadi Pasumai	07/23/2024	Active	20	20	0	20	100.00%	0		8			M,VP,SC	3	90+ Days		
172317	Madapalli	06/20/2024	Active	23	8	8	0	0.00%	0	0	0		2	T,M,VP,SC	0		\$658.88	
157120	Oragadam Industrial Town	01/08/2024	Cancelled(8*)	0	1	21	-20	-100.00%	20	1	6		None	P,S,T,M,VP SC	5	90+ Days		
155811	Paradarami	09/18/2023	Active(1)	20	0	0	0	0.00%	20		6	1	None	P,S,T,M,VP SC	N/R	90+ Days		
	Exc Award (06/30/2024)																	
175944	Podaturpet Subramanya Bharathi	08/20/2024	Active	20	20	0	20	100.00%	0		7			M,VP,SC	N/A	90+ Days		
154260	Ranipet King Makers	05/02/2023	Cancelled(8*)	0	0	22	-22	-100.00%	22	2	3	1	None	P,S,T,M,VP SC	10	90+ Days		
172402	Sholinghur Temple City	06/21/2024	Active	24	4	0	4	20.00%	0		2			M,VP,SC	1			
172336	Tirupattur Bright	06/22/2024	Active	21	6	5	1	5.00%	0	0	2		2	N VP,SC	1			
173729	Tirupattur Jawadhhu	07/12/2024	Active	29	29	0	29	100.00%	0		1			T,M,VP,SC	0			
172329	Vellore Professional	06/21/2024	Active	21	4	3	1	5.00%	0	0	1		2	M,VP,SC	1	90+ Days		



Club Health Assessment for District 324 H through March 2025

			Status	Membership							Reports					Finance		LCIF
Club Number	Club Name	Charter Date		Current Member Count	YTD Members Added	YTD Members Dropped	YTD Net Growth	YTD Net Growth%	Member Count 12 Months Ago	Avg. length of service for dropped members	Months Since Last MMR ***	Yrs. Since Last Officer Report	President Rotation	Vice President Reported ****	Months Since Last Activity Report ***	Account Balance	Donations for current Fiscal Year	
			Number of times on status quo within last two years	If below 15 members appears				If net loss is greater than 20% appears			If no report in 3 months appears in	When more than one year appears in	Number of repeat terms	Notes the officers that do not have an active	If no report at 12 months appears in red			
175289	Vellore Royals	07/19/2024	Active	21	21	0	21	100.00%	0		8			M,VP,SC	5		\$119.80	
Clubs more than two years old																		
26406	AMBUR	03/21/1972	Active	65	4	9	-5	-7.14%	69	8	0			N	0			
Exc Award (06/30/2017, 06/30/2018, 06/30/20																		
85956	AMMAIYARKUPPAM KURAL NERI	03/22/2005	Active	40	9	0	9	29.03%	31		0			S,T,M,VP,SC	8			
Exc Award (06/30/2017, 06/30/2021, 06/30/20																		
151751	Ammaiyarkuppam Vallalar	07/19/2022	Cancelled(8*)	0	0	17	-17	-100.00%	17	2	3	1	None	P,S,T,M,VP SC	17	90+ Days		
Exc Award (06/30/2024)																		
116235	ARAKKONAM CROWN	03/05/2012	Active	21	0	2	-2	-8.70%	23	9	0			N	P,SC	5		
Exc Award (06/30/2018, 06/30/2021, 06/30/20																		
117467	ARAKKONAM EDUCATION WORLD	07/26/2012	Active	20	0	0	0	0.00%	20		11			N	M	18		
Exc Award (06/30/2021, 06/30/2022)																		
62653	ARAKKONAM INDIAN NAVAL CITY	01/03/2000	Active	57	6	0	6	11.76%	53		0			N	M	0		
Exc Award (06/30/2018, 06/30/2019, 06/30/20																		
62478	ARAKKONAM JUNCTION	11/08/1999	Active	52	3	2	1	1.96%	52	4	2			N	T,M	0	\$1,629.22	
Exc Award (06/30/2017, 06/30/2018, 06/30/20																		
62431	ARCOT	10/18/1999	Active	17	0	2	-2	-10.53%	20	15	3			P,S,T,M,VP SC	7			
Exc Award (06/30/2017)																		
135403	Arcot Delhi Gate	07/17/2018	Cancelled(8*)	0	1	22	-21	-100.00%	32	3	0		None	P,S,T,M,VP SC	14	90+ Days		
Exc Award (06/30/2019, 06/30/2022, 06/30/20																		
153539	Arcot Vivekananda	03/14/2023	Active	20	0	0	0	0.00%	20		11	1	None	P,S,T,M,VP SC	N/A	90+ Days		
151753	Athimanjeripet Nellikundram Murugan	07/13/2022	Active(1)	20	0	0	0	0.00%	20		6			M,VP,SC	0	90+ Days		
Exc Award (06/30/2024)																		
153425	Banavaram Green Forest	03/24/2023	Cancelled(8*)	0	0	13	-13	-100.00%	20	2	3	1	None	P,S,T,M,VP SC	20	90+ Days		
144092	Chinna Kanchipuram	12/21/2020	Active	29	2	6	-4	-12.12%	36	4	1		2	R	S,T,SC	1		
Exc Award (06/30/2021, 06/30/2022, 06/30/20																		
153540	Gudiyatham National Flag	01/27/2023	Cancelled(8*)	0	0	26	-26	-100.00%	26	2	3	1	None	P,S,T,M,VP SC	N/A	90+ Days		



Club Health Assessment for District 324 H through March 2025

			Status	Membership							Reports					Finance		LCIF
Club Number	Club Name	Charter Date		Current Member Count	YTD Members Added	YTD Members Dropped	YTD Net Growth	YTD Net Growth%	Member Count 12 Months Ago	Avg. length of service for dropped members	Months Since Last MMR ***	Yrs. Since Last Officer Report	President Rotation	Vice President Reported ****	Months Since Last Activity Report ***	Account Balance	Donations for current Fiscal Year	
			Number of times on status quo within last two years	If below 15 members appears				If net loss is greater than 20% appears			If no report in 3 months appears in	When more than one year appears in	Number of repeat terms	Notes the officers that do not have an active	If no report at 12 months appears in red			
Exc Award (06/30/2023)			Cancelled(8*)	0	0	19	-19	-100.00%	19	4	7		None	P,S,T,M,VP SC	17	90+ Days		
144295	Gudiyattam Ponmanam	12/24/2020																
Exc Award (06/30/2021, 06/30/2022)			Cancelled(8*)	0	0	23	-23	-100.00%	25	3	3		None	P,S,T,M,VP SC	11	90+ Days		
149915	Gudiyattam Rainbow	02/28/2022																
Exc Award (06/30/2022)			Active	51	5	3	2	4.08%	51	6	0		N	T	0		\$2,197.66	
63714	GUDIYATTAM TOWN	11/28/2000																
Exc Award (06/30/2017, 06/30/2018, 06/30/20			Active(1)	22	4	13	-9	-29.03%	31	3	4		IP	T,M,VP,SC	0			
140936	Kadambathur	02/12/2020																
Exc Award (06/30/2021, 06/30/2022)			Active	27	2	4	-2	-6.90%	35	10	1			M,VP,SC	1			
53715	KANCHEEPURAM ANCIENT CITY	09/28/1992																
Exc Award (06/30/2017)			Active	35	1	0	1	2.94%	35		0			M,VP,SC	2		\$527.10	
108740	KANCHEEPURAM ASHOKNAGAR	06/28/2010																
Exc Award (06/30/2017, 06/30/2018)			Active	121	6	11	-5	-3.97%	147	9	0		N	M,SC	0		\$4,013.16	
26421	KANCHEEPURAM HOST	01/22/1966																
Exc Award (06/30/2017, 06/30/2018, 06/30/20			Active	26	0	0	0	0.00%	35		9			M,VP,SC	6		\$1,850.31	
49563	KANCHEEPURAM SILK CITY	05/30/1989																
Exc Award (06/30/2021, 06/30/2022)			Active	47	5	4	1	2.17%	46	6	0		R		4		\$851.12	
48695	KANCHEEPURAM TEMPLE CITY	06/01/1988																
Exc Award (06/30/2018, 06/30/2020, 06/30/20			Active	12	0	8	-8	-40.00%	20	5	3			P,S,T,M,VP SC	5			
125711	Kanchipuram Abdul Kalam	09/08/2015																
Exc Award (06/30/2022, 06/30/2024)			Cancelled(8*)	0	0	21	-21	-100.00%	21	3	10		None	P,S,T,M,VP SC	11	90+ Days		
147391	Kanchipuram Amudha Surabi	07/22/2021																
Exc Award (06/30/2022)			Active	31	10	8	2	6.90%	29	3	0			M,VP,SC	0		\$4,045.58	
125608	Kanchipuram Anna	08/12/2015																
Exc Award (06/30/2017, 06/30/2021, 06/30/20			Active	21	1	0	1	5.00%	18		1		R	S,T,M,VP,SC	5			
131865	Kanchipuram Centennial	07/03/2017																
Exc Award (06/30/2018, 06/30/2022)			Active	21	7	4	3	16.67%	21	2	0		N	P,M,SC	2			
152227	Kanchipuram Crescent	08/23/2022																
Exc Award (06/30/2024)																		



Club Health Assessment for District 324 H through March 2025

			Status	Membership							Reports					Finance		LCIF
Club Number	Club Name	Charter Date		Current Member Count	YTD Members Added	YTD Members Dropped	YTD Net Growth	YTD Net Growth%	Member Count 12 Months Ago	Avg. length of service for dropped members	Months Since Last MMR ***	Yrs. Since Last Officer Report	President Rotation	Vice President Reported ****	Months Since Last Activity Report ***	Account Balance	Donations for current Fiscal Year	
			Number of times on status quo within last two years	If below 15 members appears				If net loss is greater than 20% appears			If no report in 3 months appears in	When more than one year appears in	Number of repeat terms	Notes the officers that do not have an active	If no report at 12 months appears in red			
153277	Kanchipuram Health and Wealth Exc Award (06/30/2024)	12/22/2022	Active	22	3	1	2	10.00%	21	0	0			S,M,VP,SC	4		\$2,393.07	
58296	KANCHIPURAM HELEN KELLER Exc Award (06/30/2016, 06/30/2017, 06/30/20	05/13/1996	Active	40	4	2	2	5.26%	43	36	0			VP,SC	0			
126079	KANCHIPURAM HISTORICAL CITY Exc Award (06/30/2017, 06/30/2019, 06/30/20	12/28/2015	Active	45	2	0	2	4.65%	46		7		R	T,M,VP	0			
120261	Kanchipuram Mahathma Exc Award (06/30/2021, 06/30/2022, 06/30/20	09/04/2013	Active	19	0	3	-3	-13.64%	26	5	0			S,M,VP,SC	2			
153542	Kanchipuram Mamallan Exc Award (06/30/2024)	01/20/2023	Active	23	2	0	2	9.52%	23		0		N	T,M,VP	0			
50729	KANCHIPURAM PALLAVAN CITY Exc Award (06/30/2018, 06/30/2019, 06/30/20	06/21/1990	Active	63	6	7	-1	-1.56%	64	10	2		N	T,SC	0		\$3,126.04	
151755	Kanchipuram Uravugal	10/13/2022	Cancelled(8*)	0	0	20	-20	-100.00%	20	2	3		None	P,S,T,M,VP SC	N/A	90+ Days		
147364	Kanchipuram Vallal Exc Award (06/30/2024)	07/26/2021	Active	14	0	0	0	0.00%	15		9			P,S,T,M,VP SC	5			
102465	KATPADI Exc Award (06/30/2017, 06/30/2018, 06/30/20	06/18/2008	Active	30	1	1	0	0.00%	41	1	8			P,T,M,VP,SC	8			
145651	Katpadi Junction	03/24/2021	Active	11	6	5	1	10.00%	12	4	1		4	T,M,VP,SC	1	90+ Days		
61601	KAVERIPAKKAM Exc Award (06/30/2019, 06/30/2021, 06/30/20	03/08/1999	Active	25	2	0	2	8.70%	27		1		None	P,T,M,VP,SC	18			\$381.02
109108	MUGUNDARAYAPURAM Exc Award (06/30/2017, 06/30/2018, 06/30/20	08/27/2010	Active	37	9	1	8	27.59%	31	3	0			T,M,VP	0		\$119.80	
61124	NAMALI Exc Award (06/30/2017, 06/30/2019, 06/30/20	09/09/1998	Active	33	0	1	-1	-2.94%	34	26	0			R	S,T,M,VP,SC	0		
150699	Ocheri Exc Award (06/30/2023)	05/09/2022	Active(2)	14	14	17	-3	-17.65%	18	2	1		5	N	S,T,VP,SC	15		
62591	PALLIPAT Exc Award (06/30/2017, 06/30/2021, 06/30/20	12/21/1999	Active	37	4	1	3	8.82%	38	2	2			N	M,VP,SC	1		



Club Health Assessment for District 324 H through March 2025

			Status	Membership							Reports					Finance		LCIF
Club Number	Club Name	Charter Date		Current Member Count	YTD Members Added	YTD Members Dropped	YTD Net Growth	YTD Net Growth%	Member Count 12 Months Ago	Avg. length of service for dropped members	Months Since Last MMR ***	Yrs. Since Last Officer Report	President Rotation	Vice President Reported ****	Months Since Last Activity Report ***	Account Balance	Donations for current Fiscal Year	
			Number of times on status quo within last two years	If below 15 members appears					If net loss is greater than 20% appears		If no report in 3 months appears in	When more than one year appears in	Number of repeat terms	Notes the officers that do not have an active	If no report at 12 months appears in red			
63726	PANAPAKKAM	11/28/2000	Active	25	0	0	0	0.00%	26		0			N	M	8		
Exc Award (06/30/2022)																		
151754	Panapakkam Ever Green	07/14/2022	Active	21	0	0	0	0.00%	20		9				M,VP,SC	17	90+ Days	
122978	Panapakkam Green Town	08/21/2014	Cancelled(8*)	0	0	13	-13	-100.00%	14	9	11		None		P,S,T,M,VP SC	20	90+ Days	
Exc Award (06/30/2017, 06/30/2019, 06/30/20																		
142401	Panapakkam Temple City	07/30/2020	Active	23	0	5	-5	-17.86%	25	1	3				M,VP,SC	3		
Exc Award (06/30/2021, 06/30/2022, 06/30/20																		
148412	Patchur	09/30/2021	Active	27	3	2	1	3.85%	28	2	0				M,VP,SC	6		
Exc Award (06/30/2022, 06/30/2024)																		
65215	PERAMBAKKAM	04/09/2002	Active	35	4	2	2	6.06%	33	19	1				S,T,M,VP,SC	0		
Exc Award (06/30/2018, 06/30/2019, 06/30/20																		
147799	Periya Kanchipuram	08/31/2021	Active	21	0	0	0	0.00%	21		9			N	P,T,VP,SC	3		
Exc Award (06/30/2022, 06/30/2023, 06/30/20																		
151764	Pernambut	07/13/2022	Active(2)	20	6	4	2	11.11%	21	2	2				M,VP,SC	0	90+ Days	
63618	PODATURPET	10/09/2000	Active	38	1	5	-4	-9.52%	42	4	0			N	P,M,SC	0	\$970.35	
Exc Award (06/30/2017, 06/30/2022, 06/30/20																		
131708	Ponnai Centennial	07/03/2017	Active	22	0	0	0	0.00%	22		12	1	None		P,S,T,M,VP SC	18		
Exc Award (06/30/2018, 06/30/2021, 06/30/20																		
151752	R K Pet Junction	07/19/2022	Active	15	0	3	-3	-16.67%	20	1	7				S,T,M,VP,SC	2		
Exc Award (06/30/2024)																		
35878	RANIPET	06/15/1978	Active	28	2	1	1	3.70%	31	7	0			R	VP,SC	2	\$2,012.56	
Exc Award (06/30/2018, 06/30/2019, 06/30/20																		
137451	Ranipet Liberty	02/13/2019	Active	28	0	0	0	0.00%	29		0				P,S,T,M,VP SC	8	90+ Days	
Exc Award (06/30/2021, 06/30/2022, 06/30/20																		
151758	Ranipet Teachers	07/22/2022	Active	21	0	0	0	0.00%	21		5			N	S,T,SC	12		
67322	RK PET	02/28/2003	Active	45	0	0	0	0.00%	46		6				P,S,M,VP,SC	6	\$854.56	
Exc Award (06/30/2017, 06/30/2019, 06/30/20																		
133884	Salavakkam	03/05/2018	Active	20	1	3	-2	-9.09%	21	5	1			R		6		
Exc Award (06/30/2020, 06/30/2022, 06/30/20																		



Club Health Assessment for District 324 H through March 2025

			Status	Membership						Reports					Finance		LCIF
Club Number	Club Name	Charter Date		Current Member Count	YTD Members Added	YTD Members Dropped	YTD Net Growth	YTD Net Growth%	Member Count 12 Months Ago	Avg. length of service for dropped members	Months Since Last MMR ***	Yrs. Since Last Officer Report	President Rotation	Vice President Reported ****	Months Since Last Activity Report ***	Account Balance	Donations for current Fiscal Year
			Number of times on status quo within last two years	If below 15 members appears				If net loss is greater than 20% appears			If no report in 3 months appears in	When more than one year appears in	Number of repeat terms	Notes the officers that do not have an active	If no report at 12 months appears in red		
130785	Senthamangalam Bharath Matha	04/24/2017	Active	20	0	0	0	0.00%	26		5			N	S,T,M,VP	6	
Exc Award (06/30/2018, 06/30/2021, 06/30/2024)																	
68506	SHOLINGHUR	04/09/2003	Active	61	11	0	11	22.00%	69		0			R		0	\$658.88
Exc Award (06/30/2017, 06/30/2019, 06/30/2024)																	
151759	Sorakayapet Aram	07/19/2022	Active	20	0	0	0	0.00%	26		0			N		0	
63280	SRIPERUMBUDUR RAMANUJAR TOWN	06/06/2000	Active	32	0	0	0	0.00%	32		11				P,T,M,VP,SC	14	
Exc Award (06/30/2017, 06/30/2018, 06/30/2024)																	
117515	SRIPERUMBUDUR TEMPLE CITY	08/02/2012	Active	12	0	6	-6	-33.33%	18	7	0				S,T,M,VP,SC	16	90+ Days \$853.36
Exc Award (06/30/2017, 06/30/2019, 06/30/2024)																	
63196	SUNGUVARCHATRAM	05/17/2000	Active	53	3	1	2	3.92%	51	1	0			N	P,M,VP	0	\$119.97
Exc Award (06/30/2017, 06/30/2021, 06/30/2024)																	
60170	THIMIRI	12/02/1997	Active	29	0	3	-3	-9.38%	31	9	0			N	P,T,VP,SC	0	\$1,006.29
Exc Award (06/30/2023, 06/30/2024)																	
140246	Thiruvalam	11/13/2019	Active	25	5	7	-2	-7.41%	27	4	0				T,M,VP,SC	0	
Exc Award (06/30/2021, 06/30/2022)																	
152691	Tirupattur Annai Teresa	09/28/2022	Active	40	12	2	10	33.33%	30	2	0				VP	2	\$2,212.04
Exc Award (06/30/2023, 06/30/2024)																	
105206	TIRUPATTUR FORT	04/09/2009	Active	35	4	0	4	12.90%	33		2				M,VP,SC	7	
Exc Award (06/30/2017, 06/30/2021, 06/30/2024)																	
142104	Tirupattur Freedom City	07/20/2020	Active(2)	22	8	4	4	22.22%	18	4	0				M,VP,SC	11	
Exc Award (06/30/2021)																	
30633	TIRUPATTUR HOST	04/11/1975	Active	88	13	4	9	11.39%	83	4	0			R		0	\$1,437.56
Exc Award (06/30/2017, 06/30/2019, 06/30/2024)																	
151034	Tirupattur Maestro	06/08/2022	Active	21	4	2	2	10.53%	23	2	5			N	M,VP,SC	1	\$658.88
137628	Tirupattur Pride	03/19/2019	Active	26	12	11	1	4.00%	24	3	1				T,M,VP,SC	0	\$682.84
Exc Award (06/30/2021, 06/30/2022, 06/30/2024)																	
140646	Tirupattur Rathnas	02/13/2020	Active(1)	21	1	2	-1	-4.55%	22	4	3			R	P,VP,SC	6	
Exc Award (06/30/2021)																	



Club Health Assessment for District 324 H through March 2025

			Status	Membership						Reports					Finance		LCIF	
Club Number	Club Name	Charter Date		Current Member Count	YTD Members Added	YTD Members Dropped	YTD Net Growth	YTD Net Growth%	Member Count 12 Months Ago	Avg. length of service for dropped members	Months Since Last MMR ***	Yrs. Since Last Officer Report	President Rotation	Vice President Reported ****	Months Since Last Activity Report ***	Account Balance	Donations for current Fiscal Year	
			Number of times on status quo within last two years	If below 15 members appears					If net loss is greater than 20% appears				If no report in 3 months appears in	When more than one year appears in	Number of repeat terms	Notes the officers that do not have an active	If no report at 12 months appears in red	
117798	TIRUTTANI GOLDEN TOWER	09/07/2012	Active	18	0	7	-7	-28.00%	25	3	5				P,T,M,VP,SC	7		
Exc Award (06/30/2017, 06/30/2022)																		
34258	TIRUVELLORE	06/28/1977	Active	25	4	2	2	8.70%	21	3	0				P,M,VP,SC	0		
Exc Award (06/30/2017, 06/30/2018, 06/30/2024)																		
66834	UTHIRAMERUR CHOZHA	11/11/2002	Cancelled(8*)	0	1	26	-25	-100.00%	25	13	6		None		P,S,T,M,VP SC	8	90+ Days	
Exc Award (06/30/2017, 06/30/2018, 06/30/2024)																		
149290	Uthukottai	12/21/2021	Active	43	7	4	3	7.50%	40	2	0			N	M,SC	0		\$1,725.06
Exc Award (06/30/2022, 06/30/2024)																		
132564	Vadailupai EJKB Centennial	09/05/2017	Active	21	0	0	0	0.00%	21		4		4	N	M,VP,SC	12		
Exc Award (06/30/2018, 06/30/2021)																		
44680	VANIYAMBADI	02/05/1985	Active(1)	35	0	4	-4	-10.26%	40	6	3			N	P,T,M,VP,SC	5		
Exc Award (06/30/2017, 06/30/2018)																		
139036	Vellore Apple	07/11/2019	Active	16	0	0	0	0.00%	22		0				S,T,M,VP,SC	13		
Exc Award (06/30/2021, 06/30/2022, 06/30/2024)																		
125768	Vellore Ever Green	09/14/2015	Active	25	3	0	3	13.64%	24		1			N	T,VP	4		
Exc Award (06/30/2017, 06/30/2018)																		
109334	VELLORE FORT CITY	09/27/2010	Active	23	1	0	1	4.55%	24		0			N	S,T	0		\$1,006.28
Exc Award (06/30/2017)																		
118795	VELLORE FREEDOM CITY	02/18/2013	Active	31	15	1	14	82.35%	25	9	0				M,VP,SC	0		
Exc Award (06/30/2017, 06/30/2021, 06/30/2024)																		
123988	Vellore Galaxy	01/20/2015	Cancelled(8*)	0	0	21	-21	-100.00%	21	7	11		None		P,S,T,M,VP SC	19	90+ Days	
Exc Award (06/30/2017)																		
26463	VELLORE HOST	04/20/1966	Active	71	1	3	-2	-2.74%	74	6	1				M,VP,SC	1		
Exc Award (06/30/2017, 06/30/2019, 06/30/2024)																		
121683	Vellore Palar City	03/27/2014	Active	22	11	10	1	4.76%	26	3	0			N	M,SC	0		
Exc Award (06/30/2017, 06/30/2019, 06/30/2024)																		
125694	Vellore Saaral Women	08/26/2015	Active	35	2	3	-1	-2.78%	49	4	2			N	SC	0		
Exc Award (06/30/2017, 06/30/2021, 06/30/2024)																		
64838	VELLORE SATHUVACHARI	12/14/2001	Active	53	7	0	7	15.22%	46		1				M,VP,SC	0		\$119.80



Club Health Assessment for District 324 H through March 2025

			Status	Membership							Reports					Finance		LCIF
Club Number	Club Name	Charter Date		Current Member Count	YTD Members Added	YTD Members Dropped	YTD Net Growth	YTD Net Growth%	Member Count 12 Months Ago	Avg. length of service for dropped members	Months Since Last MMR ***	Yrs. Since Last Officer Report	President Rotation	Vice President Reported ****	Months Since Last Activity Report ***	Account Balance	Donations for current Fiscal Year	
			Number of times on status quo within last two years	If below 15 members appears				If net loss is greater than 20% appears			If no report in 3 months appears in	When more than one year appears in	Number of repeat terms	Notes the officers that do not have an active	If no report at 12 months red			
Exc Award (06/30/2017, 06/30/2018, 06/30/2013390	Vellore Smartcity	12/18/2017	Active(1)	32	13	0	13	68.42%	21		0			M,VP,SC	0			
Exc Award (06/30/2018, 06/30/2021, 06/30/20148063	Vellore Udhavum Nenjangal	08/25/2021	Active	33	5	0	5	17.86%	37		0		2	R	T,M,VP	0		
Exc Award (06/30/2022)																		
58840	WALAJABAD	11/06/1996	Active	55	0	1	-1	-1.79%	56	3	3			N	VP	0	\$360.59	
Exc Award (06/30/2017, 06/30/2018, 06/30/20144212	Walajabad Palar	12/21/2020	Active	49	17	5	12	32.43%	36	3	2			N	P,SC	2	\$2,784.28	
Exc Award (06/30/2021, 06/30/2023, 06/30/20152735	Walajapet Green Town	12/07/2022	Active	17	0	0	0	0.00%	17		3		2	N	T	8	90+ Days	
62960	WALAJAPET MILLENNIUM	03/23/2000	Active	40	2	0	2	5.26%	45		0				M,VP,SC	0		
Exc Award (06/30/2017, 06/30/2018, 06/30/20134145	Yelagiri Hills	04/19/2018	Active(1)	25	0	0	0	0.00%	25		11			R	P,M,SC	19	90+ Days	
Exc Award (06/30/2021, 06/30/2024)																		

Clubs Cancelled Previous Fiscal Year – Clubs Cancelled within last 12 months may be reinstated

Club Number	Club Name	Charter Date	Current Status*	Cancellation Date
149354	Anaicut Warriors	12/23/2021	Cancelled(8*)	12/29/2023
153600	Jolarpet	05/19/2023	Cancelled(8*)	01/29/2024
126580	Kanchipuram Tamilnadu Paathira Viyabarigal	03/07/2016	Cancelled(6*)	07/29/2023
151757	Katpadi Gandhi Nagar	08/02/2022	Cancelled(6*)	07/29/2023
144636	Madhanur	12/31/2020	Cancelled(8*)	12/29/2023
151765	Odugathur Stars	09/02/2022	Cancelled(8*)	12/29/2023

Current Total Clubs Count	YTD New Clubs Count	YTD Cancelled Clubs Count	YTD Net Club Gain	Current Total Members Count	YTD Members Add	YTD Members Drop	YTD Net Growth	YTD Net Growth %	Member Count 12 Months Ago	Average Member Count Per Club	% of Clubs with less than 20 members	% No MMR in 3 Months	% No Officer Report in 12 Months	% of Clubs with balance 90+ days	Number of Clubs in Status Quo	% Status Quo Clubs in Financial Suspension	Number of Cancelled Clubs	Average Cancelled Club Age	Members Lost Due to Cancellation	% of Clubs Cancelled for Non-Financial Reasons
103	8	13	-5	3,147	504	513	-9	-0.29%	3,239	31	11%	34%	3%	16%	0	0%	13	7	264	-31%



Club Health Assessment for District 324 H through March 2025

			Status	Membership							Reports					Finance	LCIF
Club Number	Club Name	Charter Date		Current Member Count	YTD Members Added	YTD Members Dropped	YTD Net Growth	YTD Net Growth%	Member Count 12 Months Ago	Avg. length of service for dropped members	Months Since Last MMR ***	Yrs. Since Last Officer Report	President Rotation	Vice President Reported ****	Months Since Last Activity Report ***	Account Balance	Donations for current Fiscal Year
			Number of times on status quo within last two years	If below 15 members appears				If net loss is greater than 20% appears			If no report in 3 months appears in	When more than one year appears in	Number of repeat terms	Notes the officers that do not have an active	If no report at 12 months appears in red		

* - P - Priority Club. Cancellation Reasons: 1-Objectives/conduct, 2-Non-active club, 5-Non-existing club, 6-Disbanding, 7-Merger, 8-Financial Suspension, 9-District/Multiple District Dues.
** - Abbreviation: P-President, S-Secretary, T-Treasurer, M-Member Chairperson, VP-First Vice President, MC-Communications Chairperson, SC-Service Chairperson
*** - Abbreviation: N/R - Never reported using the Lions Clubs website, N/A - Not applicable, No password registered for the Lions Clubs website.
**** - Abbreviation: N - New, IP - Immediate Past, R - Repeat.



Club Health Assessment for District 324 I through March 2025

			Status	Membership							Reports					Finance		LCIF
Club Number	Club Name	Charter Date		Current Member Count	YTD Members Added	YTD Members Dropped	YTD Net Growth	YTD Net Growth%	Member Count 12 Months Ago	Avg. length of service for dropped members	Months Since Last MMR ***	Yrs. Since Last Officer Report	President Rotation	Vice President Reported ****	Months Since Last Activity Report ***	Account Balance	Donations for current Fiscal Year	
			Number of times on status quo within last two years	If below 15 members appears			If net loss is greater than 20% appears				If no report in 3 months appears in	When more than one year appears in	Number of repeat terms	Notes the officers that do not have an active	If no report at 12 months appears in red			
Clubs less than two years old																		
176638	Arni Temple City	10/11/2024	Active	21	21	0	21	100.00%	0		5			N M	1	90+ Days		
179461	Kannamangalam	11/15/2024	Active	21	21	0	21	100.00%	0		4			N	1			
155708	Kuvathur	10/06/2023	Active	22	0	0	0	0.00%	22		18			S,T,M,VP,SC	2			
156216	Madurantakam Akshaya	10/27/2023	Active	23	4	5	-1	-4.17%	24	1	2		3	R M	0		\$101.83	
Exc Award (06/30/2024)																		
155689	Maduranthakam Royal	10/16/2023	Active	21	3	0	3	16.67%	23		6		2	VP	3		\$17.97	
Exc Award (06/30/2024)																		
180256	Mamallapuram Agni Siragugal	01/21/2025	Newly Chartered	20	20	0	20	100.00%	0		1			N	1			
172135	Nandhivaram Guduvancheri Helping Hands	06/25/2024	Active	21	4	3	1	5.00%	0	0	6		2	N M,SC	6	90+ Days		
178428	Nandhivaram Guduvancherry Abiman	09/24/2024	Active	20	20	0	20	100.00%	0		2			M,VP,SC	2	90+ Days		
181100	Polur Temple City	03/26/2025	Newly Chartered	20	20	0	20	100.00%	0		0			N	N/R			
181319	Thiruvannamalai Dheepa Oli	03/24/2025	Newly Chartered	20	20	0	20	100.00%	0		0			N	N/R			
155134	Urapakkam Greater City	08/07/2023	Active(1)	18	0	5	-5	-21.74%	23	1	0			N S,T,M,VP,SC	1			
Exc Award (06/30/2024)																		
Clubs more than two years old																		
104282	ACHARAPAKKAM TEMPLE CITY	01/05/2009	Active	38	5	4	1	2.70%	37	5	3			M,VP,SC	0		\$1,989.81	
Exc Award (06/30/2021, 06/30/2022, 06/30/2023)																		
144217	Acharapakkam Hill Town	12/21/2020	Active	13	0	0	0	0.00%	15		9			N S,T,M,VP	6			
Exc Award (06/30/2021)																		
148064	Agaram New Epoch	08/23/2021	Active	21	0	0	0	0.00%	21		8			M,VP,SC	2	90+ Days		
26411	ARNI HOST	11/30/1971	Active	70	0	19	-19	-21.35%	94	11	3			N T,VP,SC	4		\$2,536.20	
Exc Award (06/30/2017, 06/30/2019, 06/30/2021)																		
119835	Arni Loom City	06/27/2013	Active	17	2	0	2	13.33%	17		8			T,M,VP,SC	2	90+ Days		
Exc Award (06/30/2017, 06/30/2021)																		



Club Health Assessment for District 324 I through March 2025

			Status	Membership							Reports					Finance		LCIF
Club Number	Club Name	Charter Date		Current Member Count	YTD Members Added	YTD Members Dropped	YTD Net Growth	YTD Net Growth%	Member Count 12 Months Ago	Avg. length of service for dropped members	Months Since Last MMR ***	Yrs. Since Last Officer Report	President Rotation	Vice President Reported ****	Months Since Last Activity Report ***	Account Balance	Donations for current Fiscal Year	
			Number of times on status quo within last two years	If below 15 members appears				If net loss is greater than 20% appears			If no report in 3 months appears in	When more than one year appears in	Number of repeat terms	Notes the officers that do not have an active	If no report at 12 months appears in red			
56563	ARNI SILK CITY	02/20/1995	Active	51	2	5	-3	-5.56%	55	5	0			M,VP,SC	5		\$1,756.48	
Exc Award (06/30/2018, 06/30/2019)																		
131858	Chengalpattu Centennial	07/03/2017	Active(2)	14	0	3	-3	-17.65%	17	7	0			M,VP,SC	2	90+ Days		
Exc Award (06/30/2018, 06/30/2021, 06/30/2022)																		
50562	CHENGALPATTU FORT CHENGAI ANNA	05/16/1990	Active	44	7	5	2	4.76%	42	4	5		N	VP	0		\$23.96	
Exc Award (06/30/2018, 06/30/2020, 06/30/2022)																		
122181	Chengalpattu Hills Town	05/14/2014	Active(1)	15	0	0	0	0.00%	15		9			M,VP,SC	2	90+ Days	\$35.94	
Exc Award (06/30/2017)																		
150991	Chengalpattu Palar	06/21/2022	Active	29	2	3	-1	-3.33%	30	2	6		2	R	M,SC	0	\$17.97	
Exc Award (06/30/2024)																		
127916	Chengalpattu Pallava	06/27/2016	Active(1)	42	5	2	3	7.69%	49	8	1			N	SC	1		
Exc Award (06/30/2018, 06/30/2019, 06/30/2020)																		
128378	Chengam Centennial	07/28/2016	Active(1)	20	0	0	0	0.00%	20		3			P,S,VP,SC	2	90+ Days		
Exc Award (06/30/2022)																		
130617	Chengam Gold Centennial	04/06/2017	Active	23	3	2	1	4.55%	23	7	3		2	N	P,T,VP,SC	1		
Exc Award (06/30/2019)																		
150951	Chengam Jawathu	06/17/2022	Active(1)	18	0	12	-12	-40.00%	29	3	0		None	N	P,T,SC	0		
Exc Award (06/30/2024)																		
59324	CHENGAM TOWN	04/03/1997	Active(1)	19	5	5	0	0.00%	26	3	1		None	P,S,M,VP,SC	6		\$17.61	
Exc Award (06/30/2021, 06/30/2022)																		
120711	Chetpet Evergreen	11/12/2013	Active	25	6	4	2	8.70%	23	8	2			M,VP,SC	0			
Exc Award (06/30/2017, 06/30/2020, 06/30/2022)																		
118416	CHEYAR RIVER CITY	12/06/2012	Active	48	6	0	6	14.29%	49		2			VP,SC	0		\$1,557.34	
Exc Award (06/30/2018, 06/30/2019, 06/30/2020)																		
60313	CHEYAR TOWN	01/20/1998	Active	60	1	4	-3	-4.76%	71	4	0			R	T,M	1	\$869.36	
Exc Award (06/30/2017, 06/30/2018, 06/30/2020)																		
26414	CHINGLEPUT HOST	10/05/1971	Active	33	5	0	5	17.86%	28		1			N		2		
Exc Award (06/30/2017, 06/30/2018, 06/30/2020)																		
123027	Devikapuram	08/27/2014	Active	29	3	0	3	11.54%	26		2			N	S,M,SC	0	\$1,603.46	



Club Health Assessment for District 324 I through March 2025

			Status	Membership							Reports					Finance		LCIF
Club Number	Club Name	Charter Date		Current Member Count	YTD Members Added	YTD Members Dropped	YTD Net Growth	YTD Net Growth%	Member Count 12 Months Ago	Avg. length of service for dropped members	Months Since Last MMR ***	Yrs. Since Last Officer Report	President Rotation	Vice President Reported ****	Months Since Last Activity Report ***	Account Balance	Donations for current Fiscal Year	
			Number of times on status quo within last two years	If below 15 members appears				If net loss is greater than 20% appears			If no report in 3 months appears in	When more than one year appears in	Number of repeat terms	Notes the officers that do not have an active	If no report at 12 months appears in red			
Exc Award (06/30/2017, 06/30/2023)																		
153967	Devikapuram Temple City	03/30/2023	Active(1)	16	2	2	0	0.00%	20	2	0			S,T,M,VP,SC	6			
148067	Hasanamapettai Agni Siragugal New Epoch	08/31/2021	Active	27	1	0	1	3.85%	26		2			T,M,VP,SC	2		\$1,000.90	
Exc Award (06/30/2023, 06/30/2024)																		
129685	Kanji Swami Vivekananda	12/27/2016	Active	19	0	1	-1	-5.00%	20	2	6		N	P,T,M,VP	2			
Exc Award (06/30/2018, 06/30/2021, 06/30/2024)																		
99462	KARUNGUZHI	05/22/2007	Active	36	2	0	2	5.88%	32		2		IP	P,T,M,SC	5		\$760.71	
Exc Award (06/30/2017, 06/30/2018, 06/30/2024)																		
126109	KELAMBAKKAM	11/10/2015	Active	22	1	5	-4	-15.38%	31	7	0			T,M,VP,SC	6		\$880.50	
Exc Award (06/30/2017, 06/30/2018, 06/30/2024)																		
148148	Kilkodungalore New Epoch	12/09/2021	Active	20	4	0	4	25.00%	19		2			M,VP,SC	8			
150730	Kilpennathur	06/20/2022	Active(2)	13	0	7	-7	-35.00%	20	3	0		2	M,VP,SC	7	90+ Days		
122207	Madhurantakam Temple City	05/14/2014	Active(1)	8	0	0	0	0.00%	10		5		2	N VP,SC	8	90+ Days		
Exc Award (06/30/2017, 06/30/2018, 06/30/2024)																		
101177	MADURANTAKAM ANCIENT CITY	02/06/2008	Active	37	1	0	1	2.78%	37		0			N SC	6		\$50.01	
Exc Award (06/30/2018, 06/30/2021, 06/30/2024)																		
66608	MADURANTHAKAM LAKE CITY	09/12/2002	Active	40	0	0	0	0.00%	49		5		2	R P,VP,SC	4			
Exc Award (06/30/2017, 06/30/2018, 06/30/2024)																		
127374	Mamallapuram Sea Waves	06/13/2016	Active(1)	18	0	1	-1	-5.26%	18	3	0			N		6		
Exc Award (06/30/2017, 06/30/2018, 06/30/2024)																		
63338	MAMALLAPURAM TOWN	06/19/2000	Active	48	3	1	2	4.35%	48	25	3			R		7	\$1,095.82	
Exc Award (06/30/2017, 06/30/2019, 06/30/2024)																		
62432	MARAIMALAI NAGAR	10/12/1999	Active	39	0	0	0	0.00%	40		5			M,VP,SC	1		\$1,055.70	
Exc Award (06/30/2021, 06/30/2022)																		
139038	Maraimalainagar Everest	07/11/2019	Active	30	5	0	5	20.00%	30		2			N T,M,VP,SC	2		\$1,897.57	
Exc Award (06/30/2021, 06/30/2022, 06/30/2024)																		
147809	Maraimalainagar Pudiya Sagaptham	08/17/2021	Active	26	1	0	1	4.00%	25		1			N		5		
Exc Award (06/30/2024)																		



Club Health Assessment for District 324 I through March 2025

			Status	Membership							Reports					Finance		LCIF
Club Number	Club Name	Charter Date		Current Member Count	YTD Members Added	YTD Members Dropped	YTD Net Growth	YTD Net Growth%	Member Count 12 Months Ago	Avg. length of service for dropped members	Months Since Last MMR ***	Yrs. Since Last Officer Report	President Rotation	Vice President Reported ****	Months Since Last Activity Report ***	Account Balance	Donations for current Fiscal Year	
			Number of times on status quo within last two years	If below 15 members appears				If net loss is greater than 20% appears			If no report in 3 months appears in	When more than one year appears in	Number of repeat terms	Notes the officers that do not have an active	If no report at 12 months appears in red			
111492	MEL MARUVATHUR	06/24/2011	Active	72	11	2	9	14.29%	65	2	6			M,VP,SC	0		\$2,748.79	
	Exc Award (06/30/2017, 06/30/2018, 06/30/2021)																	
131934	Melavalam Karunguzhi Centennial	07/03/2017	Active	16	0	0	0	0.00%	14		10			T,M,VP,SC	2			
	Exc Award (06/30/2018, 06/30/2021)																	
122974	Nandhivaram Guduvancheri Golden Cty	08/21/2014	Active	25	3	0	3	13.64%	27		0		N		0		\$101.83	
	Exc Award (06/30/2017, 06/30/2019, 06/30/2021)																	
153758	Nandhivaram Guduvancheri Helen Keller	03/13/2023	Active(1)	14	0	0	0	0.00%	14		7		None	P,T,M,VP,SC	2	90+ Days		
	Exc Award (06/30/2024)																	
148667	Nandhivaram Guduvancheri Mahalakshmi New Epoch	12/23/2021	Active(1)	5	0	2	-2	-28.57%	0	3	11			S,T,M,VP,SC	8	90+ Days		
123675	Nandhivaram Guduvancheri Pride	11/26/2014	Active	24	3	2	1	4.35%	21	5	0		N	M,VP,SC	0			
	Exc Award (06/30/2017, 06/30/2018, 06/30/2021)																	
123184	Nandhivaram Guduvancheri Temple City	09/24/2014	Active	34	9	0	9	36.00%	25		0		N	VP	8		\$995.98	
	Exc Award (06/30/2017, 06/30/2018, 06/30/2021)																	
126581	Nandhivaram Guduvanchery Emerald City	05/04/2016	Active	27	3	5	-2	-6.90%	29	1	1			M,VP,SC	5			
	Exc Award (06/30/2024)																	
125000	Nandivaram Urapakkam Platinum City	06/01/2015	Active	35	11	2	9	34.62%	26	2	2		N	M	1		\$880.50	
	Exc Award (06/30/2017, 06/30/2019, 06/30/2021)																	
64651	NANDIVARAM-GUDUVANCHE RI	08/22/2001	Active	127	16	7	9	7.63%	118	3	1		N	M,SC	7		\$1,047.61	
	Exc Award (06/30/2017, 06/30/2019, 06/30/2021)																	
119373	PADUR OMR FRIENDS	05/16/2013	Active(1)	10	10	16	-6	-37.50%	16	8	0		2	N	T,SC	7		
	Exc Award (06/30/2022)																	
44591	POLUR	01/24/1985	Active	57	7	0	7	14.00%	50		2		R	VP	1		\$2,135.85	
	Exc Award (06/30/2017, 06/30/2018, 06/30/2021)																	
147985	Pudupakkam New Epoch	08/20/2021	Active(1)	31	5	0	5	19.23%	26		2		2	S,M,VP,SC	2	90+ Days		
	Exc Award (06/30/2024)																	
103760	PUDUPALAYAM	10/06/2008	Active	16	1	1	0	0.00%	16	1	1		R	M,VP	1		\$688.83	



Club Health Assessment for District 324 I through March 2025

			Status	Membership							Reports					Finance		LCIF
Club Number	Club Name	Charter Date		Current Member Count	YTD Members Added	YTD Members Dropped	YTD Net Growth	YTD Net Growth%	Member Count 12 Months Ago	Avg. length of service for dropped members	Months Since Last MMR ***	Yrs. Since Last Officer Report	President Rotation	Vice President Reported ****	Months Since Last Activity Report ***	Account Balance	Donations for current Fiscal Year	
			Number of times on status quo within last two years	If below 15 members appears					If net loss is greater than 20% appears		If no report in 3 months appears in	When more than one year appears in	Number of repeat terms	Notes the officers that do not have an active	If no report at 12 months appears in red			
Exc Award (06/30/2024)																		
66709	PUDUPATTINAM	10/16/2002	Active(2)	44	0	0	0	0.00%	50		0			M,VP,SC	1			
Exc Award (06/30/2021)																		
152202	Thandarampet	10/13/2022	Active(1)	12	6	14	-8	-40.00%	22	2	1		2	M,VP,SC	1			
63844	THIRUKKALIKUNDRAM	12/06/2000	Active	38	0	4	-4	-9.52%	47	13	3			VP,SC	5		\$100.68	
Exc Award (06/30/2017, 06/30/2018, 06/30/20)																		
66813	THIRUPORUR	11/11/2002	Active	60	3	0	3	5.26%	59		6			M,VP,SC	2			
Exc Award (06/30/2017, 06/30/2018, 06/30/20)																		
137634	Thiruvannamalai Malai Nagar	03/19/2019	Active(2)	0	0	12	-12	-100.00%	13	5	1		None	P,S,T,M,VP SC	5	90+ Days		
Exc Award (06/30/2021)																		
131936	Thiruvannamalai Arunai Centennial	07/03/2017	Active(1)	27	5	1	4	17.39%	30	4	6		R	S,T,M,SC	2		\$17.37	
Exc Award (06/30/2018)																		
26455	THIRUVANNAMALAI HOST	10/26/1969	Active	68	5	2	3	4.62%	61	8	0		R	M,VP	0		\$3,776.87	
Exc Award (06/30/2017, 06/30/2018, 06/30/20)																		
147869	Thiruvannamalai New Epoch	09/03/2021	Active(1)	20	3	0	3	17.65%	20		8		N	S,T,VP,SC	7	90+ Days		
143767	Tiruvannamalai Agni Hill	12/01/2020	Active	23	6	3	3	15.00%	23	1	3		N		6		\$1,100.60	
Exc Award (06/30/2021, 06/30/2023)																		
145020	Tiruvannamalai Arunachala	02/23/2021	Active	23	4	4	0	0.00%	26	2	3		R	T,VP,SC	0		\$1,147.63	
Exc Award (06/30/2022, 06/30/2024)																		
152064	Tiruvannamalai Arunai Jothi	08/22/2022	Active	25	2	3	-1	-3.85%	30	1	3		N	VP	0			
Exc Award (06/30/2023, 06/30/2024)																		
143791	Tiruvannamalai Bharani Deepam	12/04/2020	Active	36	0	0	0	0.00%	37		7		N	P,T,SC	2		\$193.42	
Exc Award (06/30/2021, 06/30/2022, 06/30/20)																		
131131	Tiruvannamalai Centennial	05/29/2017	Active(2)	59	13	1	12	25.53%	49	1	6		N	P,VP,SC	7	90+ Days		
Exc Award (06/30/2018, 06/30/2022)																		
56791	TIRUVANNAMALAI DEEPAM	04/10/1995	Active	56	0	0	0	0.00%	56		0		N		1			
Exc Award (06/30/2017, 06/30/2019, 06/30/20)																		
67671	TIRUVANNAMALAI MAHA DEEPAM	04/07/2003	Active	39	17	0	17	77.27%	22		2		N	M,SC	0		\$1,413.60	



Club Health Assessment for District 324 I through March 2025

			Status	Membership							Reports					Finance	LCIF		
Club Number	Club Name	Charter Date		Current Member Count	YTD Members Added	YTD Members Dropped	YTD Net Growth	YTD Net Growth%	Member Count 12 Months Ago	Avg. length of service for dropped members	Months Since Last MMR ***	Yrs. Since Last Officer Report	President Rotation	Vice President Reported ****	Months Since Last Activity Report ***	Account Balance	Donations for current Fiscal Year		
			Number of times on status quo within last two years	If below 15 members appears					If net loss is greater than 20% appears					If no report in 3 months appears in	When more than one year appears in	Number of repeat terms	Notes the officers that do not have an active	If no report at 12 months appears in red	
Exc Award (06/30/2018, 06/30/2021, 06/30/2022)																			
100500	TIRUVANNAMALAI RAMANAR	11/02/2007	Active(1)	32	9	0	9	39.13%	34		2			R	M,VP,SC	0			
Exc Award (06/30/2017, 06/30/2023)																			
121366	Tiruvannamalai Temple city	02/13/2014	P- Active(2)	18	18	18	0	0.00%	0	9	1		2	N	VP,SC	1			
Exc Award (06/30/2017, 06/30/2018, 06/30/2022)																			
144500	Tiruvannamalai Town	12/31/2020	Active(1)	18	1	1	0	0.00%	22	2	7			R	T,M,SC	6			
Exc Award (06/30/2021, 06/30/2023, 06/30/2024)																			
116095	VANDALUR	02/17/2012	Active(1)	16	0	0	0	0.00%	16		1			N	S,T	8			
Exc Award (06/30/2017)																			
26462	VANDAVASI	12/05/1972	Active	39	2	0	2	5.41%	37		1				M,VP,SC	1		\$2,271.27	
Exc Award (06/30/2022, 06/30/2023)																			
64841	VANDAVASI HILL TOWN	12/14/2001	Active	30	4	0	4	15.38%	26		1			N	P,T	7		\$2,458.51	
Exc Award (06/30/2017, 06/30/2021, 06/30/2022)																			
60256	VETTAVALAM	01/02/1998	Active	48	0	1	-1	-2.04%	50	11	3			N	M,VP,SC	1		\$2,934.40	
Exc Award (06/30/2017, 06/30/2018, 06/30/2022)																			

Clubs Cancelled Previous Fiscal Year – Clubs Cancelled within last 12 months may be reinstated

Club Number	Club Name	Charter Date	Current Status*	Cancellation Date
147955	Chithamur New Epoch	08/27/2021	Cancelled(8*)	12/29/2023
128831	Kattankulathur Potheri Centennial	09/16/2016	Cancelled(8*)	12/29/2023
148666	Peerankaranai Singam Arakkattalai	12/17/2021	Cancelled(8*)	12/29/2023
150871	Sathankuppam	06/30/2022	Cancelled(8*)	12/29/2023
139039	Thiruporur Temple City	07/15/2019	Cancelled(6*)	08/29/2023
104280	THIRUVADUR PAVUNJUR	01/05/2009	Cancelled(8*)	01/29/2024



Club Health Assessment for District 324 I through March 2025

Club Number	Club Name	Charter Date	Status		Membership								Reports					Finance		LCIF
					Current Member Count	YTD Members Added	YTD Members Dropped	YTD Net Growth	YTD Net Growth%	Member Count 12 Months Ago	Avg. length of service for dropped members	Months Since Last MMR ***	Yrs. Since Last Officer Report	President Rotation	Vice President Reported ****	Months Since Last Activity Report ***	Account Balance	Donations for current Fiscal Year		
			Number of times on status quo within last two years	If below 15 members appears				If net loss is greater than 20% appears			If no report in 3 months appears in	When more than one year appears in	Number of repeat terms	Notes the officers that do not have an active	If no report at 12 months appears in red					
Current Total Clubs Count	YTD New Clubs Count	YTD Cancelled Clubs Count	YTD Net Club Gain	Current Total Members Count	YTD Add	YTD Drop	YTD Net Growth	YTD Net Growth %	Member Count 12 Months Ago	Average Member Count Per Club	% of Clubs with less than 20 members	% No MMR in 3 Months	% No Officer Report in 12 Months	% of Clubs with balance 90+ days	Number of Clubs in Status Quo	% Status Quo Clubs in Financial Suspension	Number of Cancelled Clubs	Average Cancelled Club Age	Members Lost Due to Cancellation	% of Clubs Cancelled for Non-Financial Reasons
82	6	0	6	2,479	382	199	183	7.97%	2,381	30	27%	43%	0%	20%	0	0%	0	0	0	0%

* - P - Priority Club. Cancellation Reasons: 1-Objectives/conduct, 2-Non-active club, 5-Non-existing club, 6-Disbanding, 7-Merger, 8-Financial Suspension, 9-District/Multiple District Dues.

** - Abbreviation: P-President, S-Secretary, T-Treasurer, M-Member Chairperson, VP-First Vice President, MC-Communications Chairperson, SC-Service Chairperson

*** - Abbreviation: N/R - Never reported using the Lions Clubs website, N/A - Not applicable, No password registered for the Lions Clubs website.

**** - Abbreviation: N - New, IP - Immediate Past, R - Repeat.



Club Health Assessment for District 324 J through March 2025

			Status	Membership							Reports					Finance		LCIF
Club Number	Club Name	Charter Date		Current Member Count	YTD Members Added	YTD Members Dropped	YTD Net Growth	YTD Net Growth%	Member Count 12 Months Ago	Avg. length of service for dropped members	Months Since Last MMR ***	Yrs. Since Last Officer Report	President Rotation	Vice President Reported ****	Months Since Last Activity Report ***	Account Balance	Donations for current Fiscal Year	
			Number of times on status quo within last two years	If below 15 members appears					If net loss is greater than 20% appears			If no report in 3 months appears in	When more than one year appears in	Number of repeat terms	Notes the officers that do not have an active	If no report at 12 months appears in red		
Clubs less than two years old																		
175497	Chennai Central Chrompet	08/29/2024	Active	25	25	0	25	100.00%	0		3				T,M,VP,SC	1	90+ Days	
180236	Chennai Chromepet Supreme	02/03/2025	Newly Chartered	18	20	2	18	100.00%	0	0	0			N	T	0		
155698	Chennai Greater Seneerkuppam	09/26/2023	Cancelled(8*)	0	0	21	-21	-100.00%	21	1	16	1	None		P,S,T,M,VP SC	15	90+ Days	
155128	Chennai Jungle King	08/29/2023	Cancelled(8*)	0	0	20	-20	-100.00%	20	1	3	1	None		P,S,T,M,VP SC	N/R	90+ Days	
156132	Chennai Kalam Kanavugal	09/28/2023	Cancelled(8*)	0	0	20	-20	-100.00%	20	1	12	1	None		P,S,T,M,VP SC	12	90+ Days	
181064	Chennai Legal Kings	03/31/2025	Newly Chartered	20	20	0	20	100.00%	0		0				VP,SC	N/R		
176795	Chennai Maartram	09/06/2024	Active	27	27	0	27	100.00%	0		2				M,VP,SC	N/R		
156114	Chennai Namma Karanodai	09/29/2023	Active	30	5	0	5	20.00%	25		1		2		M,VP,SC	3		
155162	Chennai Namu Avadi Prime	08/30/2023	Cancelled(8*)	0	0	20	-20	-100.00%	20	1	3	1	None		P,S,T,M,VP SC	15	90+ Days	
181507	Chennai Nanmangalam Princess	03/28/2025	Newly Chartered	20	20	0	20	100.00%	0		0				M,VP,SC	N/R		
156905	Chennai Old Mahabalipuram Road Friends	12/27/2023	Active(1)	20	0	0	0	0.00%	20		13	1	None		P,S,T,M,VP SC	N/A		
156307	Chennai OTP India	11/02/2023	Cancelled(8*)	0	0	21	-21	-100.00%	20	1	6		None		P,S,T,M,VP SC	6	90+ Days	
155127	Chennai Ponmanam	08/03/2023	Active	17	1	5	-4	-19.05%	22	2	2		2	R		0		
155066	Chennai Prime Camp Road	09/26/2023	Cancelled(8*)	0	0	20	-20	-100.00%	20	2	3	1	None		P,S,T,M,VP SC	N/R	90+ Days	
155133	Chennai Prime Chromepet	08/16/2023	Active	22	12	11	1	4.76%	20	1	0				P,M,VP,SC	5		
155094	Chennai Prime Stars	08/10/2023	Cancelled(8*)	0	0	20	-20	-100.00%	20	1	3	1	None		P,S,T,M,VP SC	17	90+ Days	
181069	Chennai Puzhal City	03/31/2025	Newly Chartered	20	20	0	20	100.00%	0		0			N	M,SC	N/R		
177671	Chennai Tambaram Esteem	09/02/2024	Active	24	24	0	24	100.00%	0		2				M,VP,SC	0		\$300.09
156738	Chennai Velappanchavadi	12/04/2023	Active(1)	11	3	13	-10	-47.62%	20	1	1				S,VP	2		\$125.04
177413	Chennai Virugai Blue Ocean	10/03/2024	Active	20	20	0	20	100.00%	0		2				M,VP,SC	N/R	90+ Days	
175671	Choolai Fortune	08/22/2024	Active	20	20	0	20	100.00%	0		7				M,VP,SC	N/A		
155413	Karambakkam Prime Friends	08/21/2023	Active	20	15	17	-2	-9.09%	22	1	0				S,VP	0		



Club Health Assessment for District 324 J through March 2025

			Status	Membership							Reports					Finance		LCIF
Club Number	Club Name	Charter Date		Current Member Count	YTD Members Added	YTD Members Dropped	YTD Net Growth	YTD Net Growth%	Member Count 12 Months Ago	Avg. length of service for dropped members	Months Since Last MMR ***	Yrs. Since Last Officer Report	President Rotation	Vice President Reported ****	Months Since Last Activity Report ***	Account Balance	Donations for current Fiscal Year	
			Number of times on status quo within last two years	If below 15 members appears				If net loss is greater than 20% appears			If no report in 3 months appears in	When more than one year appears in	Number of repeat terms	Notes the officers that do not have an active	If no report at 12 months red			
157509	Thiruvottiyur PVS Prime	05/22/2024	Active	27	6	0	6	28.57%	0		2		None	P,S,T,M,VP SC	4	90+ Days		
Clubs more than two years old																		
143757	Ambattur Greater	12/29/2020	Active	55	18	0	18	48.65%	39		2			M,VP,SC	4		\$2,001.80	
Exc Award (06/30/2021, 06/30/2022, 06/30/2023)																		
26412	AVADI	02/26/1970	Active	153	24	3	21	15.91%	134	10	2			M,VP,SC	4		\$1,030.31	
Exc Award (06/30/2018, 06/30/2020)																		
140885	Avadi Market	02/25/2020	Active(2)	24	0	10	-10	-29.41%	34	3	2			M,VP,SC	5	90+ Days	\$1,000.90	
152132	Avadi Unity	08/05/2022	Cancelled(8*)	0	0	22	-22	-100.00%	22	2	3	1	None	P,S,T,M,VP SC	N/A	90+ Days		
Exc Award (06/30/2023)																		
138797	Chennai A R Karanodai	08/08/2019	Active(2)	15	16	16	0	0.00%	14	4	0		2	N	P,S,T,M,SC	17		
Exc Award (06/30/2020)																		
110618	CHENNAI AADHAVAN ARUMBAKKAM	04/25/2011	Active(1)	69	12	0	12	21.05%	60		3		2	T,M,VP,SC	5			
Exc Award (06/30/2018, 06/30/2024)																		
135172	Chennai AadHAVAN NSK Nagar	06/20/2018	Cancelled(8*)	0	0	10	-10	-100.00%	13	5	3	1	None	P,S,T,M,VP SC	17	90+ Days		
108527	CHENNAI AANANDAM RAZACK GARDEN	06/08/2010	Active(2)	16	0	0	0	0.00%	15		10		2	VP	4			
Exc Award (06/30/2018, 06/30/2019, 06/30/2020)																		
97152	CHENNAI ABHIMAANN THANDALAAM	05/18/2006	Active(1)	15	0	0	0	0.00%	7		10			M,VP,SC	19			
Exc Award (06/30/2021)																		
63681	CHENNAI AGARAM	11/08/2000	Active(1)	50	9	1	8	19.05%	59	14	0		N	SC	5		\$3,002.10	
Exc Award (06/30/2016)																		
120412	Chennai Alapakkam Porur	09/26/2013	Active	24	0	0	0	0.00%	23		9			T,M,VP,SC	3		\$100.03	
Exc Award (06/30/2018, 06/30/2021)																		
116652	CHENNAI ALPHA CITY	04/27/2012	Active	36	14	2	12	50.00%	41	8	3		N	VP	0		\$300.09	
60920	CHENNAI AMBASSADORS	06/22/1998	Active	17	0	0	0	0.00%	19		8		R	P,S,T	5			
Exc Award (06/30/2016, 06/30/2018, 06/30/2020)																		
124663	Chennai Amman Nagar	04/16/2015	Cancelled(6*)	0	0	4	-4	-100.00%	25	7	8		None	P,S,T,M,VP SC	18	90+ Days		
Exc Award (06/30/2016, 06/30/2018, 06/30/2020)																		



Club Health Assessment for District 324 J through March 2025

			Status	Membership							Reports					Finance		LCIF
Club Number	Club Name	Charter Date		Current Member Count	YTD Members Added	YTD Members Dropped	YTD Net Growth	YTD Net Growth%	Member Count 12 Months Ago	Avg. length of service for dropped members	Months Since Last MMR ***	Yrs. Since Last Officer Report	President Rotation	Vice President Reported ****	Months Since Last Activity Report ***	Account Balance	Donations for current Fiscal Year	
			Number of times on status quo within last two years	If below 15 members appears					If net loss is greater than 20% appears			If no report in 3 months appears in	When more than one year appears in	Number of repeat terms	Notes the officers that do not have an active	If no report at 12 months appears in red		
110447	CHENNAI BALAMURUGAN NAGAR Exc Award (06/30/2016, 06/30/2024)	03/07/2011	Active(1)	31	4	2	2	6.90%	33	1	0		2	N	T	2		
151425	Chennai Blessing Mugalivakkam	06/22/2022	Cancelled(8*)	0	0	70	-70	-100.00%	70	2	3		None	P,S,T,M,VP SC	24+	90+ Days		
132083	Chennai Centennial Madipakkam Exc Award (06/30/2018, 06/30/2022, 06/30/20)	07/03/2017	Active	43	15	4	11	34.38%	33	8	1			P,VP,SC	3			
133253	Chennai Centennial Sholavaram Exc Award (06/30/2021)	11/29/2017	Active	15	5	0	5	50.00%	14		1			P,M,VP,SC	4			
139978	Chennai Central Gummidipoondi Exc Award (06/30/2021, 06/30/2023, 06/30/20)	11/04/2019	Active(1)	52	15	1	14	36.84%	41	1	1		R	T,M	0		\$400.12	
66603	CHENNAI CENTRAL HASTHINAPURAM Exc Award (06/30/2016, 06/30/2018, 06/30/20)	09/06/2002	Active	43	6	10	-4	-8.51%	45	4	1		R	T,VP,SC	0		\$2,434.93	
120250	Chennai Central Kolathur Exc Award (06/30/2016, 06/30/2021)	09/04/2013	Active	39	9	1	8	25.81%	31	1	4		N	M	6		\$666.20	
100372	CHENNAI CHEMMANCHERI	10/11/2007	Active(1)	13	0	0	0	0.00%	13		16	1	None	P,S,T,M,VP SC	19			
104846	CHENNAI CHITLAPAKKAM EAST Exc Award (06/30/2018, 06/30/2021)	03/02/2009	Active	28	6	0	6	27.27%	24		2		R	P,SC	0			
100417	CHENNAI CHROME PET EAST Exc Award (06/30/2019)	10/23/2007	Active	5	0	0	0	0.00%	5		7	1	None	P,S,T,M,VP SC	18			
65472	CHENNAI CHROME PET WEST Exc Award (06/30/2016, 06/30/2018, 06/30/20)	06/13/2002	Active	37	1	2	-1	-2.63%	48	2	0		N	VP	0		\$100.03	
133254	Chennai Damu Krishna Nagar Exc Award (06/30/2018, 06/30/2022)	11/29/2017	Active	19	1	0	1	5.56%	23		1		R		0		\$333.10	
148395	Chennai Devendrar Nagar	09/27/2021	Active	29	5	0	5	20.83%	26		2			M,VP,SC	0		\$1,000.90	
144366	Chennai Ever Green Karayanchavadi	12/31/2020	Active	20	0	0	0	0.00%	22		5			M,VP,SC	5			
119229	CHENNAI GOLDEN KORATTUR Exc Award (06/30/2016, 06/30/2018)	04/25/2013	Active(1)	32	32	32	0	0.00%	32	9	-3		2	R	S,SC	24+		



Club Health Assessment for District 324 J through March 2025

			Status	Membership							Reports					Finance		LCIF
Club Number	Club Name	Charter Date		Current Member Count	YTD Members Added	YTD Members Dropped	YTD Net Growth	YTD Net Growth%	Member Count 12 Months Ago	Avg. length of service for dropped members	Months Since Last MMR ***	Yrs. Since Last Officer Report	President Rotation	Vice President Reported ****	Months Since Last Activity Report ***	Account Balance	Donations for current Fiscal Year	
			Number of times on status quo within last two years	If below 15 members appears				If net loss is greater than 20% appears			If no report in 3 months appears in	When more than one year appears in	Number of repeat terms	Notes the officers that do not have an active	If no report at 12 months appears in red			
130485	Chennai Golden Madipakkam Exc Award (06/30/2018)	03/29/2017	Active(1)	18	0	4	-4	-18.18%	22	4	3			M,VP,SC	0			
105855	CHENNAI GOLDEN VALASARAVAKKAM Exc Award (06/30/2020, 06/30/2021, 06/30/2022)	06/29/2009	Active	53	0	0	0	0.00%	53		10			T,M,VP,SC	6		\$275.53	
108425	CHENNAI GREATER CHROMPET Exc Award (06/30/2020)	06/08/2010	Active	50	8	2	6	13.64%	40	7	2		N	M,VP,SC	2		\$413.12	
143656	Chennai Greater Lakshmipuram Exc Award (06/30/2021, 06/30/2024)	12/29/2020	Active	6	0	0	0	0.00%	11		9		3	R	M,SC	10		
128385	Chennai Greater Majestic Valasaravakkam	08/01/2016	Active	4	1	3	-2	-33.33%	6	2	2		5	T,M,VP,SC	20	90+ Days		
132135	Chennai Greater Moovarasampet Exc Award (06/30/2018, 06/30/2020, 06/30/2022)	07/03/2017	Active	21	1	0	1	5.00%	22		2			M,VP,SC	4			
131208	Chennai Green India Exc Award (06/30/2018, 06/30/2021, 06/30/2022)	06/14/2017	Cancelled(8*)	0	2	13	-11	-100.00%	18	6	2		None	P,S,T,M,VP SC	17	90+ Days		
63701	CHENNAI GUMMIDIPOONDI Exc Award (06/30/2016, 06/30/2018, 06/30/2022)	11/20/2000	Active(1)	61	14	2	12	24.49%	51	4	1			T,M,VP,SC	1		\$1,200.36	
143683	Chennai Ikkadu Veppampattu Exc Award (06/30/2021)	01/04/2021	Active	12	1	5	-4	-25.00%	15	3	4			M,VP,SC	5		\$25.46	
108976	CHENNAI INDIRA NAGAR Exc Award (06/30/2019)	07/28/2010	Active(1)	16	16	0	16	100.00%	0		1		N	T,M,VP,SC	18			
97242	CHENNAI JAFFERKHANPET Exc Award (06/30/2016, 06/30/2020, 06/30/2022)	06/01/2006	Active	33	2	0	2	6.45%	31		8		N		3		\$330.03	
133036	Chennai Jalladianpettai Diamond Exc Award (06/30/2021)	11/09/2017	Active	16	0	0	0	0.00%	16		16	1	None	P,S,T,M,VP SC	12	90+ Days		
104869	CHENNAI JUDGE COLONY	03/02/2009	Active(1)	19	0	0	0	0.00%	19		4			M,VP,SC	19			
106293	CHENNAI KALADIPET Exc Award (06/30/2016, 06/30/2018)	08/18/2009	Active	29	4	7	-3	-9.38%	31	5	3		N		5			
125249	Chennai Kamaraj Nagar	06/22/2015	Active(1)	33	6	9	-3	-8.33%	35	2	2		R		4		\$1,000.90	



Club Health Assessment for District 324 J through March 2025

			Status	Membership							Reports					Finance		LCIF
Club Number	Club Name	Charter Date		Current Member Count	YTD Members Added	YTD Members Dropped	YTD Net Growth	YTD Net Growth%	Member Count 12 Months Ago	Avg. length of service for dropped members	Months Since Last MMR ***	Yrs. Since Last Officer Report	President Rotation	Vice President Reported ****	Months Since Last Activity Report ***	Account Balance	Donations for current Fiscal Year	
			Number of times on status quo within last two years	If below 15 members appears				If net loss is greater than 20% appears			If no report in 3 months appears in	When more than one year appears in	Number of repeat terms	Notes the officers that do not have an active	If no report at 12 months appears in red			
Exc Award (06/30/2016, 06/30/2021)																		
97835	CHENNAI KARAMBAKKAM PORUR	10/17/2006	Active(1)	64	2	0	2	3.23%	62		0			N P,T	8		\$1,000.90	
Exc Award (06/30/2016, 06/30/2019, 06/30/2021)																		
98070	CHENNAI KARANODAI	11/28/2006	Active	59	10	8	2	3.51%	54	7	3			T,M,VP,SC	2		\$1,000.90	
Exc Award (06/30/2016, 06/30/2018, 06/30/2021)																		
144751	Chennai Kathavoor City	01/04/2021	Active	13	0	0	0	0.00%	26		9			T,M,VP,SC	N/A		\$1,000.90	
Exc Award (06/30/2021)																		
84364	CHENNAI KEELKATTALAI	11/01/2004	Active	45	6	0	6	15.38%	42		1			N T,VP	0			
Exc Award (06/30/2020, 06/30/2024)																		
148517	Chennai Keelkattalai Shine	10/01/2021	Active(1)	23	1	0	1	4.55%	22		2			N S,T,VP,SC	18			
124455	Chennai Kolathur City	03/23/2015	Active(1)	25	2	8	-6	-19.35%	28	4	1			N M,VP	8			
Exc Award (06/30/2016, 06/30/2018, 06/30/2021)																		
100332	CHENNAI KORATTUR	10/04/2007	Active	78	10	0	10	14.71%	76		0			T,M,VP,SC	12		\$2,001.20	
Exc Award (06/30/2016, 06/30/2019, 06/30/2021)																		
142123	Chennai Kovilambakkam Supreme	07/13/2020	Active(1)	8	0	0	0	0.00%	8		15			M,VP,SC	7			
64330	CHENNAI KUNRATHUR	05/22/2001	Active	100	39	0	39	63.93%	72		1			N	0		\$1,330.40	
Exc Award (06/30/2016, 06/30/2020)																		
100822	CHENNAI LAKSHMIPURAM	12/18/2007	Active	16	0	0	0	0.00%	21		12		2	S,M,VP,SC	5			
Exc Award (06/30/2019, 06/30/2020, 06/30/2021)																		
63671	CHENNAI MADAMBAKKAM	11/08/2000	Active(1)	26	0	0	0	0.00%	26		8			R P,S,M,SC	10			
141144	Chennai Madhavaram Palm Town	06/08/2020	Active	41	3	0	3	7.89%	51		2			M,VP,SC	1		\$1,000.90	
Exc Award (06/30/2021, 06/30/2022)																		
95071	CHENNAI MADHAVARAM TRUCK TERMINAL	01/17/2006	Active	22	4	0	4	22.22%	27		2			S,T,M,VP,SC	0		\$1,300.99	
Exc Award (06/30/2018, 06/30/2021, 06/30/2022)																		
134217	Chennai Madipakkam Social Service	04/02/2018	Active(2)	18	0	1	-1	-5.26%	17	1	1			P,S,T,M,VP SC	15			
104959	CHENNAI MADURAVOYAL	03/10/2009	Active(1)	13	10	4	6	85.71%	9	3	3		3	N T,M,VP,SC	5	90+ Days	\$100.03	
Exc Award (06/30/2021)																		



Club Health Assessment for District 324 J through March 2025

			Status	Membership						Reports					Finance		LCIF
Club Number	Club Name	Charter Date		Current Member Count	YTD Members Added	YTD Members Dropped	YTD Net Growth	YTD Net Growth%	Member Count 12 Months Ago	Avg. length of service for dropped members	Months Since Last MMR ***	Yrs. Since Last Officer Report	President Rotation	Vice President Reported ****	Months Since Last Activity Report ***	Account Balance	Donations for current Fiscal Year
			Number of times on status quo within last two years	If below 15 members appears				If net loss is greater than 20% appears			If no report in 3 months appears in	When more than one year appears in	Number of repeat terms	Notes the officers that do not have an active	If no report at 12 months appears in red		
107013	CHENNAI MAHALAKSHMI NAGAR	12/11/2009	Active	16	0	0	0	0.00%	16		11		None	P,S,T,M,VP SC	18	90+ Days	
119231	CHENNAI MAJESTIC VALASARAVAKKAM Exc Award (06/30/2018)	04/29/2013	Active(1)	12	6	0	6	100.00%	8		8		2	M,VP,SC	6		
128725	Chennai Mannivakkam Exc Award (06/30/2019, 06/30/2020, 06/30/2021)	09/12/2016	Active	50	10	0	10	25.00%	45		8			N	0		\$150.01
138658	Chennai Mathiravedu Exc Award (06/30/2024)	06/19/2019	Active(2)	29	40	30	10	52.63%	18	3	1		2	N	T	5	
131818	CHENNAI MAYURI Exc Award (06/30/2018)	07/03/2017	Active	29	14	6	8	38.10%	20	2	2			N	M,SC	2	\$300.09
65054	CHENNAI MEDAVAKKAM Exc Award (06/30/2018, 06/30/2019, 06/30/2020)	03/06/2002	Active	46	5	3	2	4.55%	50	17	4			N	5		\$2,001.80
117281	CHENNAI MEDAVAKKAM SUPREME Exc Award (06/30/2018, 06/30/2021, 06/30/2022)	06/22/2012	Active	57	3	2	1	1.79%	63	4	2			N	0		
66549	CHENNAI METRO GOLDEN GATE Exc Award (06/30/2019, 06/30/2023)	08/14/2002	Active	5	0	0	0	0.00%	5		11			M,VP,SC	18		
144365	Chennai Metro Smile	12/30/2020	Active(1)	6	0	0	0	0.00%	5		10		4	M,VP,SC	24+	90+ Days	
137367	Chennai Metro Vision Exc Award (06/30/2021)	02/03/2019	Active	17	0	0	0	0.00%	16		4			N	M,SC	5	90+ Days
67112	CHENNAI MOOVARASAMPET Exc Award (06/30/2019)	01/14/2003	Active	26	0	2	-2	-7.14%	25	6	3			P,T,M,VP,SC	6		
64406	CHENNAI MOTHER INDIA Exc Award (06/30/2016, 06/30/2018, 06/30/2020)	06/12/2001	Active	30	12	0	12	66.67%	23		0			M,VP,SC	1		\$1,000.90
98291	CHENNAI MOUNT CITY Exc Award (06/30/2018, 06/30/2019, 06/30/2020)	01/15/2007	Active	23	6	1	5	27.78%	20	16	0			N	S,VP	2	
153441	Chennai Muthu Paneervakkam	02/14/2023	Cancelled(8*)	0	0	26	-26	-100.00%	26	2	3	1	None	P,S,T,M,VP SC	N/R	90+ Days	
142161	Chennai Mylai Temple City Exc Award (06/30/2024)	07/10/2020	Active(2)	11	3	4	-1	-8.33%	11	2	1			N	S,SC	3	



Club Health Assessment for District 324 J through March 2025

			Status	Membership							Reports					Finance		LCIF
Club Number	Club Name	Charter Date		Current Member Count	YTD Members Added	YTD Members Dropped	YTD Net Growth	YTD Net Growth%	Member Count 12 Months Ago	Avg. length of service for dropped members	Months Since Last MMR ***	Yrs. Since Last Officer Report	President Rotation	Vice President Reported ****	Months Since Last Activity Report ***	Account Balance	Donations for current Fiscal Year	
			Number of times on status quo within last two years	If below 15 members appears					If net loss is greater than 20% appears			If no report in 3 months appears in	When more than one year appears in	Number of repeat terms	Notes the officers that do not have an active	If no report at 12 months appears in red		
144583	Chennai Nanmangalam Supreme	12/31/2020	Active(1)	31	13	4	9	40.91%	32	3	0				M,VP,SC	0	90+ Days	
Exc Award (06/30/2021, 06/30/2023, 06/30/2024)																		
97748	CHENNAI NEHRU NAGAR	09/22/2006	Active	24	5	0	5	26.32%	22		2				T,VP,SC	8		
Exc Award (06/30/2018, 06/30/2020)																		
112045	CHENNAI NEW CENTRAL CHITLAPAKKAM	08/12/2011	Active(1)	4	0	0	0	0.00%	4		12	1	None		P,S,T,M,VP SC	24+		
108974	CHENNAI NEW CHROME PET	07/28/2010	Active(1)	23	5	2	3	15.00%	20	8	4			N	M,VP	6		
Exc Award (06/30/2016)																		
135481	Chennai New Padappai West	07/17/2018	Active	7	0	3	-3	-30.00%	10	6	4				M,VP,SC	24+		
109102	CHENNAI NEW ULLAGARAM	08/20/2010	Active	14	7	2	5	55.56%	9	11	5			2	M,VP,SC	4		
Exc Award (06/30/2018)																		
117681	CHENNAI NOOTHENCHERI	08/21/2012	Active	63	5	16	-11	-14.86%	73	3	5				M,VP,SC	2		
Exc Award (06/30/2016, 06/30/2020, 06/30/2024)																		
137790	Chennai Oragadam City	04/01/2019	Active(1)	31	0	0	0	0.00%	34		2				M,VP,SC	13		
Exc Award (06/30/2021, 06/30/2024)																		
119230	CHENNAI OTTIYAMBAKKAM	04/26/2013	Active	17	0	0	0	0.00%	17		11	1	None		P,S,T,M,VP SC	18		
Exc Award (06/30/2018)																		
88818	CHENNAI PADI	06/29/2005	Active	8	5	5	0	0.00%	13	4	5				P,T,VP,SC	16		
Exc Award (06/30/2016, 06/30/2018)																		
143064	Chennai Padiyanallur	10/05/2020	Active(1)	31	12	0	12	63.16%	19		1			N	S,VP	1		
Exc Award (06/30/2021, 06/30/2023)																		
121030	Chennai Pammal Sammanthanar	12/27/2013	Active	27	0	0	0	0.00%	27		6				M,VP,SC	6		
Exc Award (06/30/2020, 06/30/2022)																		
110616	CHENNAI PERAMBUR NORTH	04/04/2011	Active	40	4	0	4	11.11%	48		2			N	M	2		\$1,199.36
Exc Award (06/30/2016, 06/30/2018, 06/30/2020)																		
66594	CHENNAI PONNERI	09/06/2002	Active(1)	35	15	5	10	40.00%	30	0	0			N	VP	0		\$100.03
Exc Award (06/30/2016, 06/30/2018, 06/30/2020)																		
121862	Chennai Progeny Thiruninravur	04/15/2014	Cancelled(8*)	0	0	22	-22	-100.00%	32	5	6		None		P,S,T,M,VP SC	18	90+ Days	
Exc Award (06/30/2021)																		



Club Health Assessment for District 324 J through March 2025

			Status	Membership							Reports					Finance		LCIF
Club Number	Club Name	Charter Date		Current Member Count	YTD Members Added	YTD Members Dropped	YTD Net Growth	YTD Net Growth%	Member Count 12 Months Ago	Avg. length of service for dropped members	Months Since Last MMR ***	Yrs. Since Last Officer Report	President Rotation	Vice President Reported ****	Months Since Last Activity Report ***	Account Balance	Donations for current Fiscal Year	
			Number of times on status quo within last two years	If below 15 members appears				If net loss is greater than 20% appears			If no report in 3 months appears in	When more than one year appears in	Number of repeat terms	Notes the officers that do not have an active	If no report at 12 months red			
109986	CHENNAI PUSHPA NAGAR	01/04/2011	Active	59	2	9	-7	-10.61%	66	7	2			R	P,M,VP	0		
	Exc Award (06/30/2018, 06/30/2019, 06/30/2020)																	
125973	Chennai Puzhal Humanity	10/27/2015	Active(1)	55	13	0	13	30.95%	79		2				M,VP	0		
	Exc Award (06/30/2022)																	
98069	CHENNAI PUZHUTHIVAKKAM	11/28/2006	Active	47	5	0	5	11.90%	46		2				M,VP,SC	5	\$1,000.86	
	Exc Award (06/30/2016, 06/30/2018, 06/30/2020)																	
149514	Chennai Redhills Pullilyon	03/03/2022	Active(1)	50	13	7	6	13.64%	45	2	2			N	S,T,M,VP,SC	1	\$666.20	
	Exc Award (06/30/2024)																	
119115	CHENNAI ROYAL ULLAGARAM	04/03/2013	Active	51	8	0	8	18.60%	48		7			N		0		
	Exc Award (06/30/2019, 06/30/2020, 06/30/2021)																	
105694	CHENNAI SELAIYUR CENTRAL	06/05/2009	Active	18	0	0	0	0.00%	18		16	1	None		P,S,T,M,VP SC	14		
	Exc Award (06/30/2016)																	
122409	Chennai Sembakkam	06/10/2014	Cancelled(8*)	0	0	26	-26	-100.00%	25	9	10	1	None		P,S,T,M,VP SC	20	90+ Days	
	Exc Award (06/30/2016)																	
26438	CHENNAI SHANTHI COLONY	04/08/1971	Active	33	1	0	1	3.13%	32		2				M,VP,SC	1	\$100.03	
	Exc Award (06/30/2016, 06/30/2020, 06/30/2021)																	
65477	CHENNAI SHOLINGANALLUR	06/13/2002	Active(2)	44	10	0	10	29.41%	34		2				M,VP,SC	1		
	Exc Award (06/30/2018, 06/30/2019)																	
147361	Chennai Social	08/10/2021	Cancelled(8*)	0	0	23	-23	-100.00%	23	3	7		None		P,S,T,M,VP SC	7	90+ Days	
125255	Chennai Sri KMT Croup	06/22/2015	Active	35	2	0	2	6.06%	37		2			R	M	0	\$20.01	
	Exc Award (06/30/2016, 06/30/2021, 06/30/2022)																	
65065	CHENNAI STANDARD PERUNGALATHUR	03/06/2002	Active(1)	11	0	5	-5	-31.25%	16	6	0		2		P,T,VP,SC	24+		
105856	CHENNAI SURAJ VILLIVAKKAM	06/29/2009	Active(1)	18	1	0	1	5.88%	20		5				M,VP,SC	5		
68534	CHENNAI SWAMI VIVEKANANDA	04/15/2003	Active(1)	15	1	4	-3	-16.67%	18	4	2				M,VP,SC	6		
	Exc Award (06/30/2018, 06/30/2021)																	
102836	CHENNAI TAMBARAM CENTRAL	06/26/2008	Active	125	25	6	19	17.92%	114	10	0				M,VP,SC	0	\$10.06	
	Exc Award (06/30/2022, 06/30/2024)																	



Club Health Assessment for District 324 J through March 2025

			Status	Membership							Reports					Finance		LCIF
Club Number	Club Name	Charter Date		Current Member Count	YTD Members Added	YTD Members Dropped	YTD Net Growth	YTD Net Growth%	Member Count 12 Months Ago	Avg. length of service for dropped members	Months Since Last MMR ***	Yrs. Since Last Officer Report	President Rotation	Vice President Reported ****	Months Since Last Activity Report ***	Account Balance	Donations for current Fiscal Year	
			Number of times on status quo within last two years	If below 15 members appears				If net loss is greater than 20% appears			If no report in 3 months appears in	When more than one year appears in	Number of repeat terms	Notes the officers that do not have an active	If no report at 12 months appears in red			
93239	CHENNAI TAMBARAM MUDICHUR Exc Award (06/30/2018)	01/03/2006	Active	42	1	2	-1	-2.33%	52	2	0			N	SC	3		\$333.10
92380	CHENNAI TAMBARAM SANATORIUM Exc Award (06/30/2016, 06/30/2020, 06/30/2024)	12/21/2005	Active(1)	20	2	1	1	5.26%	31	5	2			N	M,VP,SC	7		
147362	Chennai Tamil Singam Exc Award (06/30/2022)	07/19/2021	Active	18	0	16	-16	-47.06%	40	3	4				S,M,VP,SC	7	90+ Days	
131588	Chennai Thatchoor Exc Award (06/30/2018, 06/30/2024)	07/03/2017	Active(1)	28	20	4	16	133.33%	12	6	0			N	M	2		\$333.10
89071	CHENNAI THIRUNEERMALAI Exc Award (06/30/2016)	08/10/2005	Active	6	0	0	0	0.00%	6		2				M,VP	5		
100790	CHENNAI THIRUVOTTIYUR NORTH Exc Award (06/30/2016, 06/30/2018, 06/30/2024)	12/11/2007	Active	61	11	0	11	22.00%	50		0		None		P,M,VP,SC	13		
62244	CHENNAI TIRUVOTTIYUR EAST Exc Award (06/30/2016, 06/30/2018, 06/30/2024)	06/28/1999	Active	35	6	9	-3	-7.89%	59	2	1			R		3		\$333.10
102957	CHENNAI VELLAKKAL Exc Award (06/30/2021)	06/30/2008	Active	27	1	1	0	0.00%	29	2	1				M,VP,SC	0		
106290	CHENNAI VIRUGAMBAKKAM Exc Award (06/30/2016, 06/30/2018, 06/30/2024)	08/18/2009	Active	37	0	0	0	0.00%	37		3		2		M,VP,SC	3		
135480	Chennai Vision	07/17/2018	Active(1)	8	8	8	0	0.00%	8	7	0		4	R	S,VP	17		
137506	Chennai Vision Delight	03/25/2019	Cancelled(8*)	0	0	4	-4	-100.00%	4	6	3		None		P,S,T,M,VP SC	24+	90+ Days	
107573	CHENNAI WIMCO NAGAR	02/17/2010	Active(1)	19	2	4	-2	-9.52%	19	4	4			N	P,SC	5		
89656	CHENNAI ZAMEEN PALLAVARAM Exc Award (06/30/2020)	11/17/2005	Active	25	2	2	0	0.00%	27	7	1				M,VP,SC	4		
57011	CHITLAPAKKAM Exc Award (06/30/2016, 06/30/2018, 06/30/2024)	05/31/1995	Active	90	3	0	3	3.45%	85		5			N	M	1		\$1,000.90
143605	Chromepet Mother Supreme Exc Award (06/30/2021)	11/17/2020	Active(1)	6	0	1	-1	-14.29%	8	19	6				M,VP,SC	N/A		




Club Health Assessment for District 324 J through March 2025

			Status	Membership						Reports					Finance	LCIF	
Club Number	Club Name	Charter Date		Current Member Count	YTD Members Added	YTD Members Dropped	YTD Net Growth	YTD Net Growth%	Member Count 12 Months Ago	Avg. length of service for dropped members	Months Since Last MMR ***	Yrs. Since Last Officer Report	President Rotation	Vice President Reported ****	Months Since Last Activity Report ***	Account Balance	Donations for current Fiscal Year
			Number of times on status quo within last two years	If below 15 members appears				If net loss is greater than 20% appears			If no report in 3 months appears in	When more than one year appears in	Number of repeat terms	Notes the officers that do not have an active	If no report at 12 months appears in red		
152336	Chromepet Unity	08/30/2022	Active	22	2	0	2	10.00%	23		0			M,VP,SC	3		
26418	ENNORE TIRUVOTTIYUR	12/08/1971	Active	39	3	0	3	8.33%	33		1			N	M,SC	2	\$200.06
	Exc Award (06/30/2018, 06/30/2021, 06/30/2022)																
138845	Karambakkam Porur Sangamam	08/08/2019	Active	25	0	3	-3	-10.71%	23	10	3			M,VP,SC	6		\$1,000.90
54882	MADRAS ARUMBAKKAM	09/17/1993	Active(2)	22	0	4	-4	-15.38%	26	17	1			VP	6		\$50.00
	Exc Award (06/30/2018, 06/30/2021, 06/30/2022)																
62049	MADRAS BHARATHAM-PERAVALLUR	06/07/1999	Active	15	0	0	0	0.00%	20		8		3	T,M,VP,SC	8		\$333.10
60194	MADRAS HASTHINAPURAM	12/16/1997	Active	66	14	3	11	20.00%	58	7	1			N	VP	0	\$3,499.81
	Exc Award (06/30/2016, 06/30/2018, 06/30/2022)																
61600	MADRAS MADIPAKKAM	03/08/1999	Active	37	4	1	3	8.82%	34	3	0			N		6	
	Exc Award (06/30/2016, 06/30/2021)																
37537	MADRAS METRO EAST	09/13/1979	Active	55	12	1	11	25.00%	55	6	2			N	SC	7	\$280.08
35460	MADRAS METROPOLITAN SO	04/04/1978	Active	15	0	0	0	0.00%	15		6			M,VP,SC	14		
	Exc Award (06/30/2019, 06/30/2021, 06/30/2022)																
36531	MADRAS RED HILLS	01/19/1979	Active	264	10	61	-51	-16.19%	309	6	1			N		2	\$333.10
	Exc Award (06/30/2016, 06/30/2020, 06/30/2022)																
62543	MADRAS TAMBARAM EAST	12/03/1999	Active	30	7	6	1	3.45%	39	13	2			R		3	\$2,121.00
	Exc Award (06/30/2018, 06/30/2019, 06/30/2022)																
32179	PALLAVAPURAM	04/29/1976	Active	38	5	0	5	15.15%	36		0			T,M,VP,SC	0		\$300.09
	Exc Award (06/30/2016, 06/30/2018, 06/30/2022)																
26449	TAMBARAM	03/29/1968	Active	24	2	0	2	9.09%	26		2			N	T,VP	0	
	Exc Award (06/30/2018)																
138020	Thiruverkadu Glorious	05/21/2019	Active	30	0	37	-37	-55.22%	67	4	3			N	SC	0	\$330.10
	Exc Award (06/30/2021, 06/30/2023)																
29705	VILLAVAKKAM	07/15/1974	Active	30	0	25	-25	-45.45%	53	5	2			M,VP,SC	7		
	Exc Award (06/30/2021)																



Club Health Assessment for District 324 J through March 2025

			Status	Membership						Reports					Finance	LCIF	
Club Number	Club Name	Charter Date		Current Member Count	YTD Members Added	YTD Members Dropped	YTD Net Growth	YTD Net Growth%	Member Count 12 Months Ago	Avg. length of service members	Months Since Last MMR ***	Yrs. Since Last Officer Report	President Rotation	Vice President Reported ****	Months Since Last Activity Report ***	Account Balance	Donations for current Fiscal Year
			Number of times on status quo within last two years	If below 15 members appears				If net loss is greater than 20% appears			If no report in 3 months appears in	When more than one year appears in	Number of repeat terms	Notes the officers that do not have an active	If no report at 12 months appears in red		

Clubs Cancelled Previous Fiscal Year – Clubs Cancelled within last 12 months may be reinstated

Club Number	Club Name	Charter Date	Current Status*	Cancellation Date
155026	Adambakkam Prime	08/10/2023	Cancelled(8*)	05/29/2024
151045	Chennai Ayanavaram	06/22/2022	Cancelled(8*)	12/29/2023
153873	Chennai Jingle Bell	03/20/2023	Cancelled(8*)	10/29/2023
149725	Chennai Kavangarai	03/03/2022	Cancelled(8*)	05/29/2024
148856	Chennai Lotus Shine	11/26/2021	Cancelled(8*)	05/29/2024
152095	Chennai New Greater Thiruverkadu	10/17/2022	Cancelled(8*)	02/29/2024
148456	Chitlapakkam Shine	10/06/2021	Cancelled(8*)	12/29/2023

Current Total Clubs Count	YTD New Clubs Count	YTD Cancelled Clubs Count	YTD Net Club Gain	Current Total Members Count	YTD Add	YTD Drop	YTD Net Growth	YTD Net Growth %	Member Count 12 Months Ago	Average Member Count Per Club	% of Clubs with less than 20 members	% No MMR in 3 Months	% No Officer Report in 12 Months	% of Clubs with balance 90+ days	Number of Clubs in Status Quo	% Status Quo Clubs in Financial Suspension	Number of Cancelled Clubs	Average Cancelled Club Age	Members Lost Due to Cancellation	% of Clubs Cancelled for Non-Financial Reasons
140	9	17	-8	4,550	938	852	86	1.93%	4,792	33	32%	39%	5%	9%	0	0%	17	5	362	-35%

* - P - Priority Club. Cancellation Reasons: 1-Objectives/conduct, 2-Non-active club, 5-Non-existing club, 6-Disbanding, 7-Merger, 8-Financial Suspension, 9-District/Multiple District Dues.

** - Abbreviation: P-President, S-Secretary, T-Treasurer, M-Member Chairperson, VP-First Vice President, MC-Communications Chairperson, SC-Service Chairperson

*** - Abbreviation: N/R - Never reported using the Lions Clubs website, N/A - Not applicable, No password registered for the Lions Clubs website.

**** - Abbreviation: N - New, IP - Immediate Past, R - Repeat.



Club Health Assessment for District 324 K through March 2025

Club Number	Club Name	Charter Date	Status	Membership							Reports					Finance	LCIF
				Current Member Count	YTD Members Added	YTD Members Dropped	YTD Net Growth	YTD Net Growth%	Member Count 12 Months Ago	Avg. length of service for dropped members	Months Since Last MMR ***	Yrs. Since Last Officer Report	President Rotation	Vice President Reported ****	Months Since Last Activity Report ***	Account Balance	Donations for current Fiscal Year
			Number of times on status quo within last two years	If below 15 members appears				If net loss is greater than 20% appears			If no report in 3 months appears	When more than one year appears in	Number of repeat terms	Notes the officers that do not have an active	If no report at 12 months red		
Clubs less than two years old																	
154720	Chennai Annanagar Gems	06/19/2023	Active	20	1	1	0	0.00%	20	2	2			N	S,T,SC	7	
156481	Chennai Deccan Friends	10/26/2023	Active	19	4	3	1	5.56%	20	1	3			N	M,VP	3	
177806	Chennai Goodhope	09/13/2024	Active	20	20	0	20	100.00%	0		6				M,VP,SC	N/R	
178065	Chennai Highness	09/11/2024	Active	20	20	0	20	100.00%	0		6				M,VP,SC	N/A	
156129	Chennai Iris	09/30/2023	Cancelled(8*)	0	0	20	-20	-100.00%	20	1	12	1	None		P,S,T,M,VP SC	17	90+ Days
156941	Chennai Meraki	12/20/2023	Active	25	1	1	0	0.00%	23	0	1		2	N		6	
156310	Chennai Utopia	09/30/2023	Cancelled(8*)	0	0	21	-21	-100.00%	21	1	12	1	None		P,S,T,M,VP SC	17	90+ Days
178165	Chennai Velachery Venghais	09/02/2024	Active	25	25	0	25	100.00%	0		0			N		N/R	
180747	Chennai Vikasa	02/18/2025	Newly Chartered	20	20	0	20	100.00%	0		1			N	M	N/A	
178758	Chennai Walkers Friends	10/03/2024	Active	19	24	5	19	100.00%	0	0	4			N	VP,SC	N/R	
Clubs more than two years old																	
26405	AMBATTUR	03/09/1966	Active	18	3	2	1	5.88%	20	4	0		2	R	T,M,SC	2	
	Exc Award (06/30/2017)																
123625	Chennai AGS Garden	11/13/2014	Active	19	7	4	3	18.75%	16	2	0			N	T,SC	6	\$1,006.29
	Exc Award (06/30/2020, 06/30/2021)																
82772	CHENNAI ANNA NAGAR II AVENUE	06/24/2004	Active	17	0	0	0	0.00%	18		6			N	M	6	
145680	Chennai Aster	05/28/2021	Cancelled(8*)	0	0	22	-22	-100.00%	22	3	12	1	None		P,S,T,M,VP SC	17	90+ Days
136600	Chennai Beautiful Minds	11/21/2018	Active(1)	14	0	0	0	0.00%	13		9			N		17	90+ Days
64639	CHENNAI BHARATH	08/16/2001	Cancelled(8*)	0	0	23	-23	-100.00%	23	12	2	1	None		P,S,T,M,VP SC	17	90+ Days
	Exc Award (06/30/2020)																
66606	CHENNAI CROWN	09/12/2002	Active	44	6	1	5	12.82%	53	30	1			N	P,T	0	\$1,006.29
	Exc Award (06/30/2017, 06/30/2023)																
125001	Chennai Cyan Campus	05/28/2015	Cancelled(8*)	0	0	30	-30	-100.00%	30	8	3	1	None		P,S,T,M,VP SC	17	90+ Days
145681	Chennai Dahlia	06/01/2021	Cancelled(8*)	0	0	23	-23	-100.00%	23	3	12	1	None		P,S,T,M,VP SC	17	90+ Days



Club Health Assessment for District 324 K through March 2025

			Status	Membership							Reports					Finance		LCIF
Club Number	Club Name	Charter Date		Current Member Count	YTD Members Added	YTD Members Dropped	YTD Net Growth	YTD Net Growth%	Member Count 12 Months Ago	Avg. length of service for dropped members	Months Since Last MMR ***	Yrs. Since Last Officer Report	President Rotation	Vice President Reported ****	Months Since Last Activity Report ***	Account Balance	Donations for current Fiscal Year	
			Number of times on status quo within last two years	If below 15 members appears					If net loss is greater than 20% appears		If no report in 3 months appears in	When more than one year appears in	Number of repeat terms	Notes the officers that do not have an active	If no report at 12 months appears in red			
109363	CHENNAI GANDHI AVENUE	09/28/2010	Active	15	0	0	0	0.00%	12		9			P,T,M,VP,SC	17	90+ Days		
101026	CHENNAI GKM	01/18/2008	Active	28	0	0	0	0.00%	28		9		2	R	5			
Exc Award (06/30/2017, 06/30/2023)																		
109364	CHENNAI GRAND HEAVEN CITY	09/28/2010	Active	36	10	4	6	20.00%	29	1	0			N	0			
Exc Award (06/30/2020)																		
110090	CHENNAI GREATER CITY	01/11/2011	Active	33	2	0	2	6.45%	32		6			N M	5			
Exc Award (06/30/2017)																		
151348	Chennai Heights	06/20/2022	Active(1)	25	4	1	3	13.64%	21	2	7		None	N P,M	8			
Exc Award (06/30/2023)																		
128406	Chennai Manali Harmony	08/11/2016	Active	31	2	0	2	6.90%	26		6			N P,VP,SC	7			
Exc Award (06/30/2020)																		
65186	CHENNAI METRO NORTH	04/15/2002	Active	15	0	0	0	0.00%	14		10			VP,SC	6			
Exc Award (06/30/2017)																		
101025	CHENNAI METRO PURASAI	01/18/2008	Active	8	1	1	0	0.00%	11	17	3			N M	8			
139396	Chennai Mudra	08/02/2019	Active	45	3	0	3	7.14%	40		3			N S,VP	0			
Exc Award (06/30/2022, 06/30/2023)																		
124998	Chennai Nakshatra Campus	05/28/2015	Cancelled(8*)	0	0	30	-30	-100.00%	30	8	3	1	None	P,S,T,M,VP SC	17	90+ Days		
129157	Chennai Nandavanam	12/02/2016	Active	38	12	13	-1	-2.56%	39	5	1			N	0			
Exc Award (06/30/2020, 06/30/2022, 06/30/2023)																		
153481	Chennai New Stars	01/30/2023	Active	30	2	2	0	0.00%	25	2	5			N P,M,VP	7			
68568	CHENNAI PADI HEAVEN CITY	04/15/2003	Active	56	7	0	7	14.29%	53		6			N S,T,VP	4			
119610	Chennai Padi Royal City	06/12/2013	Active	23	3	0	3	15.00%	20		7		2	N T,M,VP,SC	5			
Exc Award (06/30/2017)																		
146896	Chennai Pasumai	06/21/2021	Active	13	0	10	-10	-43.48%	13	1	3			P,M,VP	7			
106649	CHENNAI PUDUMAI GEMANI	09/25/2009	Active	20	2	10	-8	-28.57%	33	6	3			T,M,VP,SC	0			
Exc Award (06/30/2017, 06/30/2022, 06/30/2023)																		
105794	CHENNAI PUDUMAI HEAVEN CITY	06/22/2009	Active	26	4	1	3	13.04%	25	3	7			N S,T,M	7			



Club Health Assessment for District 324 K through March 2025

			Status	Membership							Reports					Finance		LCIF
Club Number	Club Name	Charter Date		Current Member Count	YTD Members Added	YTD Members Dropped	YTD Net Growth	YTD Net Growth%	Member Count 12 Months Ago	Avg. length of service for dropped members	Months Since Last MMR ***	Yrs. Since Last Officer Report	President Rotation	Vice President Reported ****	Months Since Last Activity Report ***	Account Balance	Donations for current Fiscal Year	
			Number of times on status quo within last two years	If below 15 members appears					If net loss is greater than 20% appears			If no report in 3 months appears in	When more than one year appears in	Number of repeat terms	Notes the officers that do not have an active	If no report at 12 months appears in red		
Exc Award (06/30/2022)																		
109191	CHENNAI PUDUMAI ROYAPETTAH	09/09/2010	Active	27	3	3	0	0.00%	29	1	2			N	P,SC	3		
Exc Award (06/30/2017, 06/30/2020, 06/30/2023)																		
153007	Chennai Red Square	02/10/2023	Active(1)	25	1	0	1	4.17%	24		7			N	T,M,VP,SC	N/A		
147721	Chennai Rhythms	07/27/2021	Active(1)	19	4	9	-5	-20.83%	31	1	3			N	SC	0		
Exc Award (06/30/2023)																		
145028	Chennai Rose Garden	04/16/2021	Active(1)	18	5	0	5	38.46%	17		7			IP	S,T,VP,SC	2		
Exc Award (06/30/2023)																		
128368	Chennai Royal Kings	08/04/2016	Active	31	1	2	-1	-3.13%	32	8	1			N	P,VP	1		
Exc Award (06/30/2018)																		
104490	CHENNAI ROYAPURAM HERITAGE	01/22/2009	Active	33	0	5	-5	-13.16%	54	13	1			N	P,T,VP,SC	4		
Exc Award (06/30/2017, 06/30/2019, 06/30/2023)																		
104030	CHENNAI ROYAPURAM NORTH	12/01/2008	Active	27	2	0	2	8.00%	27		3			N		7		
Exc Award (06/30/2017, 06/30/2023)																		
151374	Chennai Socials	06/20/2022	Active	29	6	7	-1	-3.33%	30	2	5		2		M,VP,SC	4		
Exc Award (06/30/2023)																		
146762	Chennai Sowcarpet Trending	06/19/2021	Active	12	0	0	0	0.00%	13		11				M,VP,SC	17		
101477	CHENNAI SPR	03/12/2008	Active	37	2	5	-3	-7.50%	46	2	0			N	VP	2		
Exc Award (06/30/2016, 06/30/2017, 06/30/2023)																		
77888	CHENNAI SRUTHI	12/01/2003	Active	44	7	0	7	18.92%	38		0			N	SC	0		\$47.92
Exc Award (06/30/2017, 06/30/2018, 06/30/2023)																		
144999	Chennai Trellis Friends	02/01/2021	Active	20	1	0	1	5.26%	20		8			N	SC	5		
145683	Chennai Tulip Friends	05/17/2021	Cancelled(8*)	0	0	22	-22	-100.00%	22	3	12	1	None		P,S,T,M,VP SC	17	90+ Days	
124999	Chennai Violet Campus	05/28/2015	Cancelled(8*)	0	0	30	-30	-100.00%	30	8	3	1	None		P,S,T,M,VP SC	17	90+ Days	
151426	Chennai Vyasai North	06/21/2022	Active(1)	34	17	7	10	41.67%	22	2	3			R	VP	3		
Exc Award (06/30/2023)																		
63615	MADRAS ANNANAGAR WEST	10/09/2000	Active	60	5	1	4	7.14%	56	5	2			N	S,T	8		
Exc Award (06/30/2017, 06/30/2020, 06/30/2023)																		



Club Health Assessment for District 324 K through March 2025

			Status	Membership							Reports					Finance		LCIF
Club Number	Club Name	Charter Date		Current Member Count	YTD Members Added	YTD Members Dropped	YTD Net Growth	YTD Net Growth%	Member Count 12 Months Ago	Avg. length of service for dropped members	Months Since Last MMR ***	Yrs. Since Last Officer Report	President Rotation	Vice President Reported ****	Months Since Last Activity Report ***	Account Balance	Donations for current Fiscal Year	
			Number of times on status quo within last two years	If below 15 members appears				If net loss is greater than 20% appears			If no report in 3 months appears in	When more than one year appears in	Number of repeat terms	Notes the officers that do not have an active	If no report at 12 months appears in red			
36082	MADRAS ASHOK NAGAR Exc Award (06/30/2017, 06/30/2022)	09/25/1978	Active(1)	45	3	2	1	2.27%	46	8	0			N	VP,SC	4	\$1,006.29	
45241	MADRAS BASIN BRIDGE Exc Award (06/30/2017, 06/30/2020)	06/06/1985	Active	39	2	3	-1	-2.50%	44	3	3			N	S,T,VP,SC	2		
36271	MADRAS CHETPET Exc Award (06/30/2017, 06/30/2018, 06/30/2020)	11/27/1978	Active	95	1	24	-23	-19.49%	156	8	2			N	VP,SC	0	\$223.18	
50674	MADRAS CITY Exc Award (06/30/2017, 06/30/2020)	06/01/1990	Active	29	7	5	2	7.41%	27	8	7			N	P,M,SC	7		
52021	MADRAS CULTURAL CAPITAL Exc Award (06/30/2017)	09/19/1991	Active	27	1	0	1	3.85%	32		8			N	P,VP	4		
49717	MADRAS DOVETON SQUARE Exc Award (06/30/2023)	06/27/1989	Active	20	0	0	0	0.00%	20		9			IP	S,SC	4	90+ Days	
37725	MADRAS ESPLANADE CENTRAL	11/07/1979	Active(1)	17	17	20	-3	-15.00%	21	7	1		3	R	VP	17	90+ Days	
61415	MADRAS EXCELLENCE Exc Award (06/30/2020, 06/30/2023)	01/04/1999	Active	25	2	1	1	4.17%	22	1	3			N	M	4	\$1,006.29	
51767	MADRAS GREEN PARK Exc Award (06/30/2017)	06/11/1991	Active	48	17	19	-2	-4.00%	50	5	1			N		1		
41089	MADRAS MANALI Exc Award (06/30/2017, 06/30/2019, 06/30/2020)	03/17/1982	Active	12	0	0	0	0.00%	18		9			N	M,VP	2		
35109	MADRAS METRO WEST Exc Award (06/30/2017, 06/30/2019, 06/30/2020)	02/14/1978	Active	41	4	3	1	2.50%	39	8	2			R		0	\$220.00	
51209	MADRAS MID CITY	01/21/1991	Active(2)	7	0	0	0	0.00%	7		12				M,VP,SC	20	90+ Days	
26428	MADRAS NORTH Exc Award (06/30/2017)	02/22/1968	Active	50	1	1	0	0.00%	49	56	2			N		2		
34065	MADRAS PADI SHENOY NAGAR Exc Award (06/30/2017)	06/14/1977	Active	34	0	0	0	0.00%	38		10			N	P,T,M,SC	0	\$1,006.29	
56734	MADRAS POES GARDEN Exc Award (06/30/2017, 06/30/2022, 06/30/2020)	03/28/1995	Active(1)	48	2	0	2	4.35%	44		3			N	P	7		



Club Health Assessment for District 324 K through March 2025

			Status	Membership							Reports					Finance	LCIF
Club Number	Club Name	Charter Date		Current Member Count	YTD Members Added	YTD Members Dropped	YTD Net Growth	YTD Net Growth%	Member Count 12 Months Ago	Avg. length of service for dropped members	Months Since Last MMR ***	Yrs. Since Last Officer Report	President Rotation	Vice President Reported ****	Months Since Last Activity Report ***	Account Balance	Donations for current Fiscal Year
			Number of times on status quo within last two years	If below 15 members appears				If net loss is greater than 20% appears			If no report in 3 months appears in	When more than one year appears in	Number of repeat terms	Notes the officers that do not have an active	If no report at 12 months appears in red		
32048	MADRAS PUDUR	04/08/1976	Active	68	6	3	3	4.62%	85	16	0			N	M	0	\$159.89
	Exc Award (06/30/2017, 06/30/2018)																
32282	MADRAS THIRUMANGALAM	05/11/1976	Active(1)	44	5	35	-30	-40.54%	73	4	2			R	M	4	\$104.16
	Exc Award (06/30/2020, 06/30/2022, 06/30/2023)																
26427	MEENAMBAKKAM	11/09/1964	Active	100	20	18	2	2.04%	103	21	2			N	SC	0	
	Exc Award (06/30/2017, 06/30/2023)																

Clubs Cancelled Previous Fiscal Year – Clubs Cancelled within last 12 months may be reinstated

Club Number	Club Name	Charter Date	Current Status*	Cancellation Date
153305	Chennai Achievers	12/28/2022	Cancelled(6*)	08/29/2023
150506	Chennai Everest	04/29/2022	Cancelled(8*)	01/29/2024
151923	Chennai Metro Miracle	08/22/2022	Cancelled(8*)	12/29/2023
82775	CHENNAI MYLAI ABHILASHA	06/24/2004	Cancelled(6*)	07/29/2023
63325	CHENNAI NIGHTINGALE	06/19/2000	Cancelled(8*)	01/29/2024
144584	Chennai Radiance	12/28/2020	Cancelled(8*)	12/29/2023

Current Total Clubs Count	YTD New Clubs Count	YTD Cancelled Clubs Count	YTD Net Club Gain	Current Total Members Count	YTD Add	YTD Drop	YTD Net Growth	YTD Net Growth %	Member Count 12 Months Ago	Average Member Count Per Club	% of Clubs with less than 20 members	% No MMR in 3 Months	% No Officer Report in 12 Months	% of Clubs with balance 90+ days	Number of Clubs in Status Quo	% Status Quo Clubs in Financial Suspension	Number of Cancelled Clubs	Average Cancelled Club Age	Members Lost Due to Cancellation	% of Clubs Cancelled for Non-Financial Reasons
61	5	9	-4	1,887	325	453	-128	-6.35%	2,138	31	26%	61%	0%	8%	0	0%	9	13	221	-44%

* - P - Priority Club. Cancellation Reasons: 1-Objectives/conduct, 2-Non-active club, 5-Non-existing club, 6-Disbanding, 7-Merger, 8-Financial Suspension, 9-District/Multiple District Dues.

** - Abbreviation: P-President, S-Secretary, T-Treasurer, M-Member Chairperson, VP-First Vice President, MC-Communications Chairperson, SC-Service Chairperson

*** - Abbreviation: N/R - Never reported using the Lions Clubs website, N/A - Not applicable, No password registered for the Lions Clubs website.

**** - Abbreviation: N - New, IP - Immediate Past, R - Repeat.



Club Health Assessment for District 324 L through March 2025

			Status	Membership						Reports					Finance		LCIF	
Club Number	Club Name	Charter Date		Current Member Count	YTD Members Added	YTD Members Dropped	YTD Net Growth	YTD Net Growth%	Member Count 12 Months Ago	Avg. length of service for dropped members	Months Since Last MMR ***	Yrs. Since Last Officer Report	President Rotation	Vice President Reported ****	Months Since Last Activity Report ***	Account Balance	Donations for current Fiscal Year	
			Number of times on status quo within last two years	If below 15 members appears			If net loss is greater than 20% appears			If no report in 3 months appears in			When more than one year appears in	Number of repeat terms	Notes the officers that do not have an active red	If no report at 12 months appears in red		
Clubs less than two years old																		
156312	Chennai Anna Nagar Elite	09/30/2023	Active	20	0	0	0	0.00%	20		2		2	N	M,SC	0		\$85.11
181485	Chennai Anna Nagar Go Getters	03/31/2025	Newly Chartered	20	20	0	20	100.00%	0		0				M,VP,SC	N/R		
178552	Chennai Anna Nagar Zoomers	09/18/2024	Active	20	20	0	20	100.00%	0		2				T,M,VP,SC	0		\$50.38
179758	Chennai Balajis Padmavathi	12/06/2024	Active	20	20	0	20	100.00%	0		0				M,VP,SC	N/R		
180730	Chennai Delight Givers	03/31/2025	Newly Chartered	20	20	0	20	100.00%	0		0			N		N/R		
178548	Chennai Greater Elite	09/17/2024	Active	20	28	8	20	100.00%	0	0	0			N		1		
180622	Chennai Madrasapattinam	02/10/2025	Newly Chartered	21	21	0	21	100.00%	0		0			N		N/R		
179775	Chennai Maduravoyal Super Kings	01/09/2025	Newly Chartered	22	22	0	22	100.00%	0		2			N		1		\$20.00
176796	Chennai Media Chamber	09/12/2024	Active	20	20	0	20	100.00%	0		3				M,VP,SC	4	90+ Days	
178526	Chennai Pride	09/12/2024	Active	29	29	0	29	100.00%	0		0			N		5	90+ Days	
178705	Chennai R A Puram	11/13/2024	Active	22	22	0	22	100.00%	0		4				M,VP,SC	3		
156482	Chennai Serving Sparrows	10/25/2023	Active	20	0	0	0	0.00%	20		8		2		M,VP,SC	1		
180529	Chennai Udhayam Stars	01/23/2025	Newly Chartered	20	20	0	20	100.00%	0		2				M,VP,SC	N/R		\$20.00
178616	Chennai Vaagai	09/18/2024	Active	20	20	0	20	100.00%	0		6				M,VP,SC	2		
Clubs more than two years old																		
128407	Chennai Aaditya	10/04/2016	Active	11	0	0	0	0.00%	11		10				M,VP,SC	7		
148740	Chennai Aakash	12/17/2021	Active	39	3	6	-3	-7.14%	42	4	0		4		S,M,VP,SC	0		
112106	CHENNAI AAVARAM POO	08/25/2011	Active	68	4	3	1	1.49%	68	4	4			R	T	3		\$1,348.93
Exc Award (06/30/2018, 06/30/2022, 06/30/2025)																		
65189	CHENNAI ANNA NAGAR TOWERS	04/15/2002	Active	32	0	0	0	0.00%	32		11			R	P,S,T,M,SC	2		\$479.18
Exc Award (06/30/2018, 06/30/2022)																		
132100	Chennai Centennial Anna Nagar	07/03/2017	Active	52	8	3	5	10.64%	44	2	3		2		VP	0		\$17,969.40



Club Health Assessment for District 324 L through March 2025

			Status	Membership							Reports					Finance	LCIF
Club Number	Club Name	Charter Date		Current Member Count	YTD Members Added	YTD Members Dropped	YTD Net Growth	YTD Net Growth%	Member Count 12 Months Ago	Avg. length of service for dropped members	Months Since Last MMR ***	Yrs. Since Last Officer Report	President Rotation	Vice President Reported ****	Months Since Last Activity Report ***	Account Balance	Donations for current Fiscal Year
			Number of times on status quo within last two years	If below 15 members appears				If net loss is greater than 20% appears			If no report in 3 months appears in	When more than one year appears in	Number of repeat terms	Notes the officers that do not have an active	If no report at 12 months red		
Exc Award (06/30/2022, 06/30/2023)																	
132480	Chennai Centennial Udayam	10/26/2017	Active(1)	21	6	0	6	40.00%	11		2			N	1		\$413.30
109044	CHENNAI CENTRAL CHITLAPAKKAM	09/17/2010	Active	69	17	3	14	25.45%	55	2	1			N	VP	0	\$2,186.83
148544	Chennai City	10/18/2021	Active	46	0	0	0	0.00%	46		0		4		M,VP	0	
120563	Chennai Cosmopolitan	10/16/2013	Active	30	7	0	7	30.43%	23		0			N		7	
148680	Chennai Creators	12/24/2021	Active	86	1	0	1	1.18%	85		0		2		VP,SC	0	
148742	Chennai Deeksha	12/20/2021	Active	71	5	0	5	7.58%	66		0		2		S,T,M,VP,SC	3	
135913	Chennai Desire	07/17/2018	Active	28	1	0	1	3.70%	22		0			N		0	\$299.50
Exc Award (06/30/2019, 06/30/2020, 06/30/20)																	
116118	CHENNAI DR ANNIE BESANT	04/16/2012	Active	47	0	0	0	0.00%	47		10				M,VP,SC	4	\$598.98
109684	CHENNAI EDIFICE	11/29/2010	Active	28	3	1	2	7.69%	25	1	1		3	N	S,T,M,SC	2	\$953.40
148545	Chennai Friends	10/18/2021	Active	36	0	0	0	0.00%	36		0		4		S,T,M,VP	4	
145154	Chennai Jini Nagar	02/23/2021	Active(1)	4	11	10	1	33.33%	3	4	0				S,T,M,VP,SC	0	
131673	Chennai Marina Centennial	07/03/2017	Active	16	1	0	1	6.67%	15		8		2	N		7	
Exc Award (06/30/2018)																	
117426	CHENNAI MINT	07/23/2012	Active	9	1	0	1	12.50%	8		3			R	SC	7	
148300	Chennai Nanganallur	10/01/2021	Active	22	3	1	2	10.00%	22	3	1			R	VP,SC	3	
148200	Chennai Nesapakkam	09/09/2021	Active	16	0	7	-7	-30.43%	23	3	0		4		S,VP,SC	0	
112104	CHENNAI PERUNGUDI	08/24/2011	Active	7	0	0	0	0.00%	7		0				M,VP,SC	6	
77785	CHENNAI PRIME	11/07/2003	Active	5	0	9	-9	-64.29%	14	5	2		2		T,M,VP,SC	5	
Exc Award (06/30/2022)																	
152568	Chennai Rocking Millennials	12/16/2022	Active	20	0	0	0	0.00%	20		4		2	N	M,SC	4	
68554	CHENNAI ROSES	04/15/2003	Active	25	12	5	7	38.89%	18	13	2				M,VP,SC	6	\$586.50
Exc Award (06/30/2022)																	
148299	Chennai Royal Koyambedu	09/24/2021	Active	22	1	0	1	4.76%	21		2		4		S,T,M,VP,SC	0	
121050	Chennai Share	12/30/2013	Active(2)	5	11	9	2	66.67%	3	5	1				S,T,M,VP,SC	0	



Club Health Assessment for District 324 L through March 2025

			Status	Membership							Reports					Finance	LCIF
Club Number	Club Name	Charter Date		Current Member Count	YTD Members Added	YTD Members Dropped	YTD Net Growth	YTD Net Growth%	Member Count 12 Months Ago	Avg. length of service for dropped members	Months Since Last MMR ***	Yrs. Since Last Officer Report	President Rotation	Vice President Reported ****	Months Since Last Activity Report ***	Account Balance	Donations for current Fiscal Year
			Number of times on status quo within last two years	If below 15 members appears				If net loss is greater than 20% appears			If no report in 3 months appears in	When more than one year appears in	Number of repeat terms	Notes the officers that do not have an active	If no report at 12 months appears in red		
103357	CHENNAI SIKSHA Exc Award (06/30/2023)	08/14/2008	Active	20	0	0	0	0.00%	22		9		2	N S,T	5	90+ Days	
135397	Chennai Subiksha Exc Award (06/30/2021, 06/30/2022)	07/17/2018	Active	9	0	7	-7	-43.75%	16	3	3			N S,M,SC	8		
148743	Chennai Suraksha	12/20/2021	Active(1)	85	8	0	8	10.39%	77		2		4	T,M,VP,SC	0		
142803	Chennai Washermenpet Exc Award (06/30/2023)	09/07/2020	Active	29	4	0	4	16.00%	28		2			R M,VP	1		\$233.95
57250	MADRAS BALAJI AVENUE	07/24/1995	Active	18	5	0	5	38.46%	12		1			N T,VP,SC	6		\$931.05
38224	MADRAS MAMBALAM	03/11/1980	Active	20	0	0	0	0.00%	20		6			M,VP,SC	7		\$1,919.84
29825	MADRAS NANDAMBAKKAM	09/26/1974	Active	33	3	0	3	10.00%	28		5			N	0		\$1,490.82
46672	MADRAS ROYAPURAM Exc Award (06/30/2022, 06/30/2023)	11/03/1986	Active	71	16	8	8	12.70%	64	2	0			R	0		\$888.27
63077	MADRAS TECHNOCITY	04/13/2000	Active(2)	13	1	3	-2	-13.33%	15	7	1		2	N	6		
51004	MADRAS TEMPLE CITY	10/15/1990	Active	9	0	0	0	0.00%	9		12			M,VP,SC	7		

Clubs Cancelled Previous Fiscal Year – Clubs Cancelled within last 12 months may be reinstated

Club Number	Club Name	Charter Date	Current Status*	Cancellation Date
148198	Ambattur Oragadam	09/14/2021	Cancelled(8*)	12/29/2023
99966	CHENNAI GATEWAY	08/23/2007	Cancelled(8*)	12/29/2023
122423	Chennai Gold	06/10/2014	Cancelled(8*)	08/29/2023
138550	Chennai L Mark	06/19/2019	Cancelled(8*)	12/29/2023
145115	Chennai Portico	02/15/2021	Cancelled(8*)	12/29/2023
120203	Chennai Universal	08/22/2013	Cancelled(8*)	09/29/2023
153673	Chennai Vyasai Ambedkar	06/22/2023	Cancelled(8*)	12/29/2023



Club Health Assessment for District 324 L through March 2025

				Status				Membership						Reports				Finance		LCIF	
Club Number	Club Name	Charter Date																			

* - P - Priority Club. Cancellation Reasons: 1-Objectives/conduct, 2-Non-active club, 5-Non-existing club, 6-Disbanding, 7-Merger, 8-Financial Suspension, 9-District/Multiple District Dues.

** - Abbreviation: P-President, S-Secretary, T-Treasurer, M-Member Chairperson, VP-First Vice President, MC-Communications Chairperson, SC-Service Chairperson

*** - Abbreviation: N/R - Never reported using the Lions Clubs website, N/A - Not applicable, No password registered for the Lions Clubs website.

**** - Abbreviation: N - New, IP - Immediate Past, R - Repeat.



Club Health Assessment for District 324 N through March 2025

			Status	Membership							Reports					Finance		LCIF
Club Number	Club Name	Charter Date		Current Member Count	YTD Members Added	YTD Members Dropped	YTD Net Growth	YTD Net Growth%	Member Count 12 Months Ago	Avg. length of service for dropped members	Months Since Last MMR ***	Yrs. Since Last Officer Report	President Rotation	Vice President Reported ****	Months Since Last Activity Report ***	Account Balance	Donations for current Fiscal Year	
			Number of times on status quo within last two years	If below 15 members appears					If net loss is greater than 20% appears		If no report in 3 months appears in	When more than one year appears in	Number of repeat terms	Notes the officers that do not have an active	If no report at 12 months appears in red			
Clubs less than two years old																		
155281	Chennai Delta	09/30/2023	Active(1)	25	2	0	2	8.70%	21		2			T,M,VP,SC	N/A	90+ Days		
174716	Chennai Guindy Labour Colon	07/25/2024	Active	122	124	2	122	100.00%	0	0	2			M,VP,SC	N/A	90+ Days		
178026	Chennai Harmony	09/09/2024	Active	20	20	0	20	100.00%	0		6			M,VP,SC	N/A	90+ Days		
178025	Chennai Jai	08/30/2024	Active	22	22	0	22	100.00%	0		2			M,VP,SC	N/A	90+ Days		
180616	Chennai Joyful	03/26/2025	Newly Chartered	20	20	0	20	100.00%	0		0			M,VP,SC	N/A			
175080	Chennai Kind	07/25/2024	Active	130	130	0	130	100.00%	0		2			T,M,VP,SC	N/A	90+ Days		
156236	Chennai New Chandrayaan	09/30/2023	Cancelled(8*)	0	3	35	-32	-100.00%	22	1	6		None	P,S,T,M,VP SC	17	90+ Days		
155378	Chennai New Gold	09/11/2023	Active(1)	8	0	1	-1	-11.11%	10	1	1		2	VP,SC	1			
155289	Chennai New Green City	09/30/2023	Active(1)	20	20	25	-5	-20.00%	20	6	0		3	T,M,VP,SC	15			
155290	Chennai New Pride	09/30/2023	Active(1)	22	2	1	1	4.76%	21	0	0			T,M,VP,SC	15		\$1,006.29	
155280	Chennai New Trust	09/29/2023	Active(1)	12	1	12	-11	-47.83%	21	1	0		N	VP	16			
180619	Chennai Paradise	03/26/2025	Newly Chartered	20	20	0	20	100.00%	0		0			T,M,VP,SC	N/A			
155291	Chennai Podhigai	09/30/2023	Active(1)	22	1	0	1	4.76%	21		0			T,M,VP,SC	15			
155292	Chennai Prince	09/30/2023	Active(1)	21	1	0	1	5.00%	20		2		2	T,M,VP,SC	N/A			
155284	Chennai Serving Star	09/30/2023	Active(1)	20	0	0	0	0.00%	20		7		2	T,M,VP,SC	15			
174671	Chennai Shine	07/25/2024	Active(1)	22	22	0	22	100.00%	0		2			T,M,VP,SC	N/A	90+ Days		
156869	Chennai Sigaram	03/11/2024	Active	20	0	0	0	0.00%	20		0		2	T,M,VP,SC	N/R			
155282	Chennai Sun City	09/28/2023	Active(1)	24	0	0	0	0.00%	20		0			M,VP,SC	N/A			
Clubs more than two years old																		
105320	CHENNAI ASPIRE	04/21/2009	Active(2)	21	0	29	-29	-58.00%	50	5	5		3	M,VP,SC	15			
109771	CHENNAI ADAM METRO	12/21/2010	Active(2)	22	0	0	0	0.00%	22		1		2	M,VP,SC	24+			
109263	CHENNAI AMBEDKAR NAGAR	09/28/2010	Active(2)	38	0	2	-2	-5.00%	40	6	5		2	M,VP,SC	15			
109338	CHENNAI ANNA NAGAR VASANTHAM	09/27/2010	Active(1)	40	0	11	-11	-21.57%	51	5	1		2	M,VP,SC	15			



Club Health Assessment for District 324 N through March 2025

			Status	Membership							Reports					Finance		LCIF
Club Number	Club Name	Charter Date		Current Member Count	YTD Members Added	YTD Members Dropped	YTD Net Growth	YTD Net Growth%	Member Count 12 Months Ago	Avg. length of service for dropped members	Months Since Last MMR ***	Yrs. Since Last Officer Report	President Rotation	Vice President Reported ****	Months Since Last Activity Report ***	Account Balance	Donations for current Fiscal Year	
			Number of times on status quo within last two years	If below 15 members appears				If net loss is greater than 20% appears			If no report in 3 months appears in	When more than one year appears in	Number of repeat terms	Notes the officers that do not have an active	If no report at 12 months appears in red			
115247	CHENNAI BHARATHIAR	10/04/2011	Active	56	0	0	0	0.00%	56		3		3	M,VP,SC	15	90+ Days	\$1,006.29	
145489	Chennai Care	03/05/2021	Cancelled(8*)	0	0	3	-3	-100.00%	3	3	12		None	P,S,T,M,VP SC	23			
120373	Chennai Egai	09/20/2013	Active(1)	51	0	0	0	0.00%	48		8			T,M,VP,SC	15			
148679	Chennai Elegant	12/24/2021	Active(3)	10	0	1	-1	-9.09%	11	1	0			M,VP,SC	N/A			
145541	Chennai Elite	03/24/2021	Cancelled(8*)	0	0	4	-4	-100.00%	4	3	10		None	P,S,T,M,VP SC	23			
116372	CHENNAI GATEWAY NORTH	04/16/2012	Active(3)	26	16	0	16	160.00%	8		1			T,VP,SC	15			
121464	Chennai Jai Hind	02/28/2014	Active(1)	47	5	0	5	11.90%	42		0		N	M,VP,SC	15			
145666	Chennai Jupiter	03/25/2021	Active(2)	3	0	0	0	0.00%	3		10		2	M,VP,SC	N/A			
109884	CHENNAI KINGS	02/08/2011	Active(2)	40	0	5	-5	-11.11%	44	8	5			T,M,VP,SC	13			
148682	Chennai Legends	12/24/2021	Active(1)	27	3	0	3	12.50%	24		0			M,VP,SC	N/A			
109641	CHENNAI MEENAM	11/19/2010	Active	9	0	0	0	0.00%	8		7		N	M,SC	7			
112105	CHENNAI MULLAI PERIYAR	08/25/2011	Active(1)	6	0	0	0	0.00%	6		13		None	P,S,T,M,VP SC	24+			
118396	CHENNAI MUTHAMIZH	12/06/2012	Active(3)	41	2	17	-15	-26.79%	53	5	2		2	T,M,VP,SC	8			
109437	CHENNAI NEW ASHOK NAGAR	09/30/2010	Active	64	0	0	0	0.00%	64		4		3	M,VP,SC	15			
109429	CHENNAI NEW ROYAL ASHOK NAGAR	12/06/2010	Active(2)	35	0	0	0	0.00%	35		12			M,VP,SC	15			
116147	CHENNAI PARI NAGAR	04/16/2012	Active(3)	25	0	0	0	0.00%	25		12		2	M,VP,SC	15			
116120	CHENNAI PUSPAK	04/16/2012	Active(3)	41	2	11	-9	-18.00%	50	8	2		2	T,M,VP,SC	15			
109304	CHENNAI QUEENS	09/30/2010	Active	50	1	0	1	2.04%	49		5			T,M,VP,SC	15			
116119	CHENNAI RAILMEN	04/16/2012	Active(2)	45	0	21	-21	-31.82%	66	6	5		4	M,VP,SC	15			
117966	CHENNAI ROSILY	10/08/2012	Active(2)	11	1	7	-6	-35.29%	14	1	3		N	VP	24			
121034	Chennai Serve	12/30/2013	Active(1)	40	0	17	-17	-29.82%	57	8	5		2	T,M,VP,SC	15			
144973	Chennai Seva	01/27/2021	Active	19	0	0	0	0.00%	19		5		N	VP,SC	8			
121453	Chennai Silver	02/26/2014	Active	59	0	0	0	0.00%	59		5			M,VP,SC	15			
121033	Chennai Smile	12/27/2013	Active(2)	40	0	9	-9	-18.37%	49	5	5			M,VP,SC	15			



Club Health Assessment for District 324 N through March 2025

			Status							Membership							Reports					Finance		LCIF
Club Number	Club Name	Charter Date		Current Member Count	YTD Members Added	YTD Members Dropped	YTD Net Growth	YTD Net Growth%	Member Count 12 Months Ago	Avg. length of service for dropped members	Months Since Last MMR ***	Yrs. Since Last Officer Report	President Rotation	Vice President Reported ****	Months Since Last Activity Report ***	Account Balance	Donations for current Fiscal Year							
			Number of times on status quo within last two years	If below 15 members appears				If net loss is greater than 20% appears			If no report in 3 months appears in	When more than one year appears in	Number of repeat terms	Notes the officers that do not have an active	If no report at 12 months appears in red									
109045	CHENNAI TOWN	08/20/2010	Active	40	1	0	1	2.56%	39		8			T,M,VP,SC	15		\$1,006.29							
109264	CHENNAI UDHAYAM	09/28/2010	Active(2)	30	0	9	-9	-23.08%	36	6	5			M,VP,SC	15									
	Exc Award (06/30/2016)																							
117699	CHENNAI WINNERS	08/23/2012	Active(3)	36	0	0	0	0.00%	34		1			M,VP,SC	15									
26420	GUINDY	01/08/1964	Active	16	3	20	-17	-51.52%	27	6	0		N	VP	8		\$7,044.03							
62740	MADRAS ANNAI	01/26/2000	Active(2)	8	10	43	-33	-80.49%	41	11	0		2	M,VP,SC	15									
Current Total Clubs Count	YTD New Clubs Count	YTD Cancelled Clubs Count	YTD Net Club Gain	Current Total Members Count	YTD Add	YTD Drop	YTD Net Growth	YTD Net Growth %	Member Count 12 Months Ago	Average Member Count Per Club	% of Clubs with less than 20 members	% No MMR in 3 Months	% No Officer Report in 12 Months	% of Clubs with balance 90+ days	Number of Clubs in Status Quo	% Status Quo Clubs in Financial Suspension	Number of Cancelled Clubs	Average Cancelled Club Age	Members Lost Due to Cancellation	% of Clubs Cancelled for Non-Financial Reasons				
48	7	3	4	1,546	432	285	147	10.51%	1,353	32	21%	46%	0%	13%	0	0%	3	3	42	0%				

* - P - Priority Club. Cancellation Reasons: 1-Objectives/conduct, 2-Non-active club, 5-Non-existing club, 6-Disbanding, 7-Merger, 8-Financial Suspension, 9-District/Multiple District Dues.

** - Abbreviation: P-President, S-Secretary, T-Treasurer, M-Member Chairperson, VP-First Vice President, MC-Communications Chairperson, SC-Service Chairperson

*** - Abbreviation: N/R - Never reported using the Lions Clubs website, N/A - Not applicable, No password registered for the Lions Clubs website.

**** - Abbreviation: N - New, IP - Immediate Past, R - Repeat.



Club Health Assessment for District 324 M through March 2025

Club Number	Club Name	Charter Date	Status	Membership							Reports					Finance	LCIF
				Current Member Count	YTD Members Added	YTD Members Dropped	YTD Net Growth	YTD Net Growth%	Member Count 12 Months Ago	Avg. length of service for dropped members	Months Since Last MMR ***	Yrs. Since Last Officer Report	President Rotation	Vice President Reported ****	Months Since Last Activity Report ***	Account Balance	Donations for current Fiscal Year
			Number of times on status quo within last two years	If below 15 members appears				If net loss is greater than 20% appears			If no report in 3 months appears	When more than one year appears in	Number of repeat terms	Notes the officers that do not have an active	If no report at 12 months appears in red		
Clubs less than two years old																	
174262	Chennai Aram	07/26/2024	Active	19	25	6	19	100.00%	0	6	0			N	S	2	
155248	Chennai Dawn	07/20/2023	Active	20	1	5	-4	-16.67%	21	1	3			N	M,SC	0	
154430	Chennai Diamonds	05/31/2023	Active	21	3	0	3	16.67%	21		1			N	M,SC	2	
178381	Chennai Eden Stars	09/17/2024	Active	20	20	0	20	100.00%	0		6			N	M,SC	2	\$100.00
180671	Chennai Global Synergy	02/18/2025	Newly Chartered	21	21	0	21	100.00%	0		0				M,VP,SC	0	
172443	Chennai Golden Pillars	06/25/2024	Active	26	6	0	6	30.00%	0		3		2		M,VP,SC	3	
154374	Chennai Great Mission	05/31/2023	Active(2)	8	3	7	-4	-33.33%	15	2	1				S,M,VP,SC	5	
178320	Chennai Guindy Friends	09/18/2024	Active	20	20	0	20	100.00%	0		6				M,VP,SC	3	
155249	Chennai Helping Hands	07/20/2023	Active(1)	19	3	11	-8	-29.63%	23	1	2			N		0	
Exc Award (06/30/2024)																	
172418	Chennai Helping Stars	06/26/2024	Active	21	1	0	1	5.00%	0		5		2	N	SC	0	\$1,000.00
174212	Chennai Marina Octagon	08/22/2024	Active	26	26	0	26	100.00%	0		7				M,VP,SC	6	
172088	Chennai Metro Town	06/27/2024	Active	21	3	2	1	5.00%	0	0	0		2		M,VP,SC	2	\$503.14
179773	Chennai Power Stars	12/09/2024	Active	20	20	0	20	100.00%	0		3				M,VP,SC	N/R	
174203	Chennai Rising Sun	07/26/2024	Active	21	21	0	21	100.00%	0		8			N	M,SC	0	
174381	Chennai Royal Kings	07/28/2024	Active	27	34	7	27	100.00%	0	0	1			N	SC	1	
154020	Chennai Seven Seas VIP	05/05/2023	Active(1)	26	18	10	8	44.44%	20	2	2				VP	6	
154867	Chennai Starline	06/21/2023	Cancelled(8*)	0	0	20	-20	-100.00%	20	2	2		None		P,S,T,M,VP SC	N/R	90+ Days
154319	Chennai Tamil Sangam	05/12/2023	Active(1)	27	0	0	0	0.00%	29		1			N	M,SC	7	
Exc Award (06/30/2024)																	
Clubs more than two years old																	
134819	Aberdeen Andaman	05/30/2018	Active(1)	21	21	0	21	100.00%	0		0		3	R	M,SC	24+	
26407	ANNA NAGAR	04/19/1970	Active	89	1	3	-2	-2.20%	89	25	2			N		2	\$8,495.89
Exc Award (06/30/2022, 06/30/2023, 06/30/20)																	



Club Health Assessment for District 324 M through March 2025

Club Number	Club Name	Charter Date	Status	Membership							Reports					Finance	LCIF
				Current Member Count	YTD Members Added	YTD Members Dropped	YTD Net Growth	YTD Net Growth%	Member Count 12 Months Ago	Avg. length of service for dropped members	Months Since Last MMR ***	Yrs. Since Last Officer Report	President Rotation	Vice President Reported ****	Months Since Last Activity Report ***	Account Balance	Donations for current Fiscal Year
			Number of times on status quo within last two years	If below 15 members appears				If net loss is greater than 20% appears			If no report in 3 months appears	When more than one year appears in	Number of repeat terms	Notes the officers that do not have an active	If no report at 12 months appears in red		
26430	CENTRAL MADRAS	07/07/1971	Active	54	5	3	2	3.85%	57	1	0			N VP	1		\$215.63
	Exc Award (06/30/2024)																
105757	CHENNAI GREEN AVENUE	06/10/2009	Active	33	3	1	2	6.45%	31	2	1			N	0		
	Exc Award (06/30/2023)																
109991	CHENNAI AAA GOPALAPURAM	01/03/2011	Active(1)	21	5	0	5	31.25%	16		1			VP,SC	7		
76034	CHENNAI AADHAVAN	06/30/2003	Cancelled(8*)	0	4	20	-16	-100.00%	17	8	5		None	P,S,T,M,VP SC	16	90+ Days	\$11.98
	Exc Award (06/30/2024)																
135725	Chennai Aayush	07/26/2018	Active	24	6	0	6	33.33%	18		2			N M	5	90+ Days	
97618	CHENNAI ANBALAYA	08/10/2006	Active	19	1	5	-4	-17.39%	22	7	2			N	3		\$119.80
	Exc Award (06/30/2024)																
134928	Chennai Anchor City	06/07/2018	Active	15	3	1	2	15.38%	13	22	3			M,VP,SC	2		
139250	Chennai Aram Seiyya Virumbu	07/22/2019	Active	21	0	3	-3	-12.50%	24	4	3			N	7		\$59.90
	Exc Award (06/30/2023, 06/30/2024)																
126952	Chennai Arcot Road	03/11/2016	Active	47	2	1	1	2.17%	46	3	2			N	1		\$646.90
	Exc Award (06/30/2017, 06/30/2018, 06/30/2020)																
97638	CHENNAI ARKAY NAGAR	08/22/2006	Active	24	0	0	0	0.00%	24		0			N	0		
89139	CHENNAI ASHOK PILLAR	08/24/2005	Cancelled(8*)	0	0	15	-15	-100.00%	15	6	1	1	None	P,S,T,M,VP SC SC	19	90+ Days	
66781	CHENNAI AVISHKAR	10/21/2002	Active(1)	11	11	11	0	0.00%	11	7	2		2	R	10		
106501	CHENNAI BEACH CITY	08/31/2009	Active	22	0	6	-6	-21.43%	23	0	6			N M,SC	5		
	Exc Award (06/30/2018, 06/30/2022)																
148121	Chennai Begonia	08/30/2021	Active	25	0	0	0	0.00%	25		3			R S,VP	1		
	Exc Award (06/30/2023)																
122981	Chennai Bright Vision	08/21/2014	Active	19	0	5	-5	-20.83%	19	3	3			N M,SC	5		\$17.97
	Exc Award (06/30/2024)																
108210	CHENNAI CELEBRITIES	06/24/2010	Active	27	2	4	-2	-6.90%	33	1	3		2	N	8		
125460	Chennai Centennial	07/23/2015	Active	46	13	1	12	35.29%	47	9	0			VP	2		
	Exc Award (06/30/2021)																
126410	Chennai Centennial Friends	01/18/2016	Active	31	2	1	1	3.33%	37	0	8			N S,T	2		\$1,059.90



Club Health Assessment for District 324 M through March 2025

			Status	Membership							Reports					Finance		LCIF
Club Number	Club Name	Charter Date		Current Member Count	YTD Members Added	YTD Members Dropped	YTD Net Growth	YTD Net Growth%	Member Count 12 Months Ago	Avg. length of service for dropped members	Months Since Last MMR ***	Yrs. Since Last Officer Report	President Rotation	Vice President Reported ****	Months Since Last Activity Report ***	Account Balance	Donations for current Fiscal Year	
			Number of times on status quo within last two years	If below 15 members appears					If net loss is greater than 20% appears			If no report in 3 months appears in	When more than one year appears in	Number of repeat terms	Notes the officers that do not have an active	If no report at 12 months appears in red		
Exc Award (06/30/2021)																		
126441	Chennai Centennial Harmony	01/28/2016	Active(1)	20	0	7	-7	-25.93%	27	5	0			R	S,T,VP	1		
Exc Award (06/30/2022, 06/30/2023)																		
107249	CHENNAI CENTRAL CITY	01/12/2010	Active	22	0	0	0	0.00%	25		9			N	T,M,SC	2		\$143.76
Exc Award (06/30/2022)																		
146414	Chennai Chola Stars	06/10/2021	Active(2)	9	2	3	-1	-10.00%	15	3	2		2		T,M,VP,SC	18		
Exc Award (06/30/2023)																		
116201	CHENNAI COAST LINE	02/29/2012	Active	22	0	0	0	0.00%	23		8		2	N	S,SC	5		
106159	CHENNAI CORAL	07/29/2009	Active(1)	11	1	4	-3	-21.43%	15	3	3			IP	T,SC	5		
Exc Award (06/30/2022)																		
125758	Chennai Delight	09/04/2015	Active(2)	17	2	2	0	0.00%	17	5	2		2	R	M,VP,SC	2		
143813	Chennai Dynamics	12/07/2020	Active	24	1	0	1	4.35%	25		8		2	R		1		\$119.80
Exc Award (06/30/2022)																		
106132	CHENNAI EAST COAST	07/24/2009	Active	44	7	0	7	18.92%	40		3			R	SC	0		
Exc Award (06/30/2021, 06/30/2023)																		
102432	CHENNAI EDEN	06/13/2008	Active(1)	35	10	1	9	34.62%	0	15	2		3	N	T	15		
Exc Award (06/30/2022, 06/30/2024)																		
125252	Chennai Eden City	06/26/2015	Active	26	13	4	9	52.94%	17	5	7			N	T	6		
125628	Chennai Elite Stars	08/14/2015	Active(1)	11	0	0	0	0.00%	11		11			R		19		
111451	CHENNAI EVERGREEN	06/21/2011	Active	29	3	3	0	0.00%	29	1	2				T,VP	2		
Exc Award (06/30/2022)																		
135751	Chennai Frontline	07/26/2018	Active(1)	26	9	3	6	30.00%	20	5	2			N		5		
147919	Chennai Fusion	08/26/2021	Active	30	4	5	-1	-3.23%	31	3	1			N		3		
Exc Award (06/30/2023)																		
107589	CHENNAI GALAXY	03/18/2010	Cancelled(8*)	0	0	21	-21	-100.00%	21	7	3		None		P,S,T,M,VP SC	24+	90+ Days	
63878	CHENNAI GKD MILLENNIUM	12/30/2000	Active	30	8	9	-1	-3.23%	36	1	0			N	M,SC	4		\$1,197.96
Exc Award (06/30/2022, 06/30/2024)																		
106298	CHENNAI GLOBAL METRO WEST	08/18/2009	Active	33	4	3	1	3.13%	32	6	2				M,VP,SC	3		\$2,204.24



Club Health Assessment for District 324 M through March 2025

			Status	Membership						Reports					Finance	LCIF	
Club Number	Club Name	Charter Date		Current Member Count	YTD Members Added	YTD Members Dropped	YTD Net Growth	YTD Net Growth%	Member Count 12 Months Ago	Avg. length of service for dropped members	Months Since Last MMR ***	Yrs. Since Last Officer Report	President Rotation	Vice President Reported ****	Months Since Last Activity Report ***	Account Balance	Donations for current Fiscal Year
			Number of times on status quo within last two years	If below 15 members appears				If net loss is greater than 20% appears			If no report in 3 months appears in	When more than one year appears in	Number of repeat terms	Notes the officers that do not have an active	If no report at 12 months appears in red		
106287	CHENNAI GOLDEN BHARATH	08/18/2009	Active	20	0	0	0	0.00%	21		9			N	P,VP,SC	17	
	Exc Award (06/30/2022)																
112050	CHENNAI GOLDEN BROTHERS	08/12/2011	Active	32	0	2	-2	-5.88%	46	9	0			N	VP	0	\$503.14
	Exc Award (06/30/2022)																
63883	CHENNAI GOLDEN CENTURY	01/02/2001	Active	41	12	17	-5	-10.87%	46	7	1			N	T,SC	3	\$598.98
	Exc Award (06/30/2022, 06/30/2023)																
109148	CHENNAI GOLDEN CHARIOT	09/01/2010	Active	41	0	3	-3	-6.82%	42	7	5			N	P	2	
	Exc Award (06/30/2021, 06/30/2022, 06/30/2023)																
98244	CHENNAI GOLDEN CULTURAL CAPITAL	01/05/2007	Active	23	0	0	0	0.00%	24		2			N		0	
	Exc Award (06/30/2022, 06/30/2024)																
98297	CHENNAI GOLDEN FORT	01/16/2007	Active	53	6	2	4	8.16%	52	4	0			N	T,SC	0	
	Exc Award (06/30/2022)																
99970	CHENNAI GOLDEN FRIENDS	07/26/2007	Active	90	3	0	3	3.45%	90		1			N	T,M	4	
	Exc Award (06/30/2021, 06/30/2022, 06/30/2023)																
106755	CHENNAI GOLDEN GLOBE	11/09/2009	Active	33	1	5	-4	-10.81%	37	7	2			R	P	4	\$1,018.27
	Exc Award (06/30/2022)																
142068	Chennai Golden Hands	07/07/2020	Active	29	2	0	2	7.41%	31		8			N		0	
	Exc Award (06/30/2021, 06/30/2022, 06/30/2023)																
109230	CHENNAI GOLDEN HEARTS	09/14/2010	Active	52	4	0	4	8.33%	50		1			N	S,M,SC	2	
	Exc Award (06/30/2022)																
100060	CHENNAI GOLDEN PARADISE	08/21/2007	Active	17	0	1	-1	-5.56%	27	4	4		4	N	S,T,M,SC	1	
66705	CHENNAI GOLDEN PARK	10/21/2002	Active	30	0	0	0	0.00%	30		3			R		0	\$1,119.80
	Exc Award (06/30/2022)																
67111	CHENNAI GOLDEN RAYS	01/14/2003	Cancelled(8*)	0	0	9	-9	-100.00%	9	13	11	1	None		P,S,T,M,VP SC	24+	90+ Days
101118	CHENNAI GOLDEN ROSES	01/29/2008	Active	21	0	4	-4	-16.00%	25	4	8			N	M,SC	1	
	Exc Award (06/30/2019, 06/30/2021)																
108568	CHENNAI GOLDEN STARS	06/24/2010	Active	19	15	16	-1	-5.00%	27	9	3			N		7	



Club Health Assessment for District 324 M through March 2025

			Status	Membership							Reports					Finance		LCIF
Club Number	Club Name	Charter Date		Current Member Count	YTD Members Added	YTD Members Dropped	YTD Net Growth	YTD Net Growth%	Member Count 12 Months Ago	Avg. length of service for dropped members	Months Since Last MMR ***	Yrs. Since Last Officer Report	President Rotation	Vice President Reported ****	Months Since Last Activity Report ***	Account Balance	Donations for current Fiscal Year	
			Number of times on status quo within last two years	If below 15 members appears					If net loss is greater than 20% appears			If no report in 3 months appears in	When more than one year appears in	Number of repeat terms	Notes the officers that do not have an active	If no report at 12 months appears in red		
106288	CHENNAI GOLDEN SUN	08/18/2009	Active	33	5	1	4	13.79%	31	3	6			N		4		
Exc Award (06/30/2022)																		
116944	CHENNAI GOLDEN TOWERS	05/23/2012	Active	21	0	0	0	0.00%	18		7			N	VP	0		
Exc Award (06/30/2022, 06/30/2023)																		
111699	CHENNAI GREEN CITY	07/28/2011	Active	18	2	5	-3	-14.29%	21	5	2			N	P	2		
Exc Award (06/30/2022, 06/30/2023, 06/30/2024)																		
143654	Chennai Green Fields	11/19/2020	Active(2)	9	0	0	0	0.00%	9		14		None		P,S,T,M,VP SC	6		
130784	Chennai Green Park	06/12/2017	Active	19	6	0	6	46.15%	13		6			R	P,T,M,VP	7		
150859	Chennai Infinity	05/24/2022	Active	32	0	2	-2	-5.88%	35	2	3				S,VP,SC	1		\$1,167.71
Exc Award (06/30/2023)																		
132271	Chennai Jasmine	08/01/2017	Active	12	0	1	-1	-7.69%	16	7	6			N		6		
Exc Award (06/30/2019, 06/30/2021, 06/30/2022)																		
153704	Chennai Kalam	02/27/2023	Active	15	1	0	1	7.14%	15		8			R	M	3		\$59.90
Exc Award (06/30/2023)																		
125529	Chennai Kongunadu	07/29/2015	Active	58	1	0	1	1.75%	57		7			N	M,VP,SC	1		\$503.14
Exc Award (06/30/2022, 06/30/2023, 06/30/2024)																		
136076	Chennai Konnur Friends	08/08/2018	Active(1)	4	1	0	1	33.33%	3		8				M,VP,SC	20		
129472	Chennai KVG	12/15/2016	Active	21	0	0	0	0.00%	38		0			N		0		
Exc Award (06/30/2018, 06/30/2022, 06/30/2024)																		
117421	CHENNAI M P MANIVANNAN	07/13/2012	Active	25	2	0	2	8.70%	23		0			N		6		
Exc Award (06/30/2022)																		
147512	Chennai Maanagaram	07/08/2021	Active(1)	40	20	1	19	90.48%	21	3	0				M,VP,SC	0		
135617	Chennai Marina Friends	07/26/2018	Active	11	0	0	0	0.00%	11		6			N		7		
Exc Award (06/30/2019, 06/30/2022)																		
124537	Chennai Marina Garden	04/03/2015	Active	21	1	0	1	5.00%	15		7			N	VP	24+		
109039	CHENNAI MARINA LIGHT HOUSE	08/06/2010	Active	36	5	5	0	0.00%	41	1	0			N	M,SC	0		\$59.90
Exc Award (06/30/2022, 06/30/2023, 06/30/2024)																		
66562	CHENNAI MEENAKSHI	08/14/2002	Active	58	0	0	0	0.00%	75		8				M,VP,SC	24+		



Club Health Assessment for District 324 M through March 2025

			Status	Membership							Reports					Finance		LCIF
Club Number	Club Name	Charter Date		Current Member Count	YTD Members Added	YTD Members Dropped	YTD Net Growth	YTD Net Growth%	Member Count 12 Months Ago	Avg. length of service for dropped members	Months Since Last MMR ***	Yrs. Since Last Officer Report	President Rotation	Vice President Reported ****	Months Since Last Activity Report ***	Account Balance	Donations for current Fiscal Year	
			Number of times on status quo within last two years	If below 15 members appears				If net loss is greater than 20% appears			If no report in 3 months appears in	When more than one year appears in	Number of repeat terms	Notes the officers that do not have an active	If no report at 12 months appears in red			
117424	CHENNAI METRO FRIENDS	07/18/2012	Active	36	2	1	1	2.86%	37	3	2			N	3			
129843	Chennai Metro Kingdom	01/19/2017	Active	13	0	0	0	0.00%	15		9			N	P,T,M,VP,SC	2		
122411	Chennai Metro Shining Stars	06/18/2014	Active	9	1	1	0	0.00%	13	2	2		2	N		5	\$59.90	
	Exc Award (06/30/2023)																	
131348	Chennai Metropolis	06/20/2017	Active(1)	14	0	0	0	0.00%	26		4				M,VP,SC	5		
	Exc Award (06/30/2018, 06/30/2021, 06/30/2022)																	
97432	CHENNAI MID TOWN	06/29/2006	Active	9	0	0	0	0.00%	9		5			N	M,VP,SC	4	\$167.72	
	Exc Award (06/30/2023)																	
134784	Chennai Millennium Friends	05/18/2018	Active	42	3	1	2	5.00%	48	1	1			R	T,M	2	\$119.80	
	Exc Award (06/30/2022, 06/30/2023)																	
146619	Chennai Miracle	06/11/2021	Cancelled(8*)	0	0	29	-29	-100.00%	29	3	1		None		P,S,T,M,VP SC	6	90+ Days	
	Exc Award (06/30/2022)																	
120193	Chennai Motherland	08/21/2013	Active	21	0	0	0	0.00%	26		9			N		2		
144902	Chennai Motherland Friends	01/18/2021	Active	30	0	2	-2	-6.25%	31	0	4			N		6		
	Exc Award (06/30/2022)																	
132742	Chennai Mylai Kabali	09/26/2017	Active	5	0	0	0	0.00%	11		4		2	N	M,SC	24+		
134822	Chennai Mylai Pearls	06/01/2018	Active	31	5	13	-8	-20.51%	54	2	2			N	SC	7		
	Exc Award (06/30/2022, 06/30/2023)																	
108697	CHENNAI NATURALS	10/06/2010	Active	20	2	1	1	5.26%	25	13	1			R	VP	5		
	Exc Award (06/30/2022)																	
115299	CHENNAI NESAM CITY	10/14/2011	Active	6	0	0	0	0.00%	7		8		None	N	P,VP,SC	24+		
108597	CHENNAI NEW PRESIDENCY	06/24/2010	Active	30	1	4	-3	-9.09%	33	12	0				M,VP,SC	14	\$50.00	
150977	Chennai New University	06/23/2022	Active(2)	22	1	0	1	4.76%	21		8			N	S,T	22		
151373	Chennai Noble Knights	06/27/2022	Active	14	1	3	-2	-12.50%	26	2	3		2		P,VP	7	\$230.01	
	Exc Award (06/30/2023)																	
112172	CHENNAI ORCHID	09/06/2011	Cancelled(8*)	0	0	25	-25	-100.00%	40	7	3		None		P,S,T,M,VP SC	17	90+ Days	
131015	CHENNAI PALLAVARAM	06/06/2017	Active	12	0	0	0	0.00%	7		5			N		5		



Club Health Assessment for District 324 M through March 2025

			Status	Membership							Reports					Finance	LCIF
Club Number	Club Name	Charter Date		Current Member Count	YTD Members Added	YTD Members Dropped	YTD Net Growth	YTD Net Growth%	Member Count 12 Months Ago	Avg. length of service for dropped members	Months Since Last MMR ***	Yrs. Since Last Officer Report	President Rotation	Vice President Reported ****	Months Since Last Activity Report ***	Account Balance	Donations for current Fiscal Year
			Number of times on status quo within last two years	If below 15 members appears				If net loss is greater than 20% appears			If no report in 3 months appears in	When more than one year appears in	Number of repeat terms	Notes the officers that do not have an active	If no report at 12 months appears in red		
68537	CHENNAI PANAGAL PARK	04/15/2003	Active	13	1	3	-2	-13.33%	14	5	4			N	T,M,SC	5	
120089	Chennai Pattinam	08/01/2013	Active	55	6	2	4	7.84%	54	3	2			N		0	
	Exc Award (06/30/2021, 06/30/2022)																
97353	CHENNAI PERIAMET	06/20/2006	Active	16	0	0	0	0.00%	12		9		2	N		5	
123805	Chennai Phoenix	12/17/2014	Active	37	0	0	0	0.00%	36		0			R		2	\$339.42
	Exc Award (06/30/2023, 06/30/2024)																
142088	Chennai Power House	07/07/2020	Active	20	2	4	-2	-9.09%	25	5	5			N	T,M,SC	2	\$299.49
	Exc Award (06/30/2023)																
150449	Chennai Rainbow	04/11/2022	Active	11	0	4	-4	-26.67%	19	2	3			N	M	4	
141534	Chennai Reinforce	05/29/2020	Active(2)	18	2	3	-1	-5.26%	19	4	6				P,M,VP,SC	5	
106189	CHENNAI ROYAL ASHOK NAGAR	08/04/2009	Active	21	0	2	-2	-8.70%	27	1	5			N	T,M,SC	2	
125253	Chennai Royal Challengers	06/22/2015	Active(1)	25	9	3	6	31.58%	19	5	2			N	P,M,SC	8	
	Exc Award (06/30/2022)																
112055	CHENNAI ROYAL ELITE	08/16/2011	Active	17	0	2	-2	-10.53%	19	16	3		2	R	P,SC	6	\$239.59
	Exc Award (06/30/2021)																
64637	CHENNAI ROYAL EXCELLENCE	08/16/2001	Active(1)	68	0	16	-16	-19.05%	87	6	8		3	N	S,M,VP,SC	24+	
	Exc Award (06/30/2023)																
117425	CHENNAI SANGAMAM	07/18/2012	Active	55	2	0	2	3.77%	49		2				VP	2	\$563.04
	Exc Award (06/30/2021, 06/30/2023, 06/30/2024)																
150846	Chennai Scholars	06/23/2022	Active(1)	22	0	0	0	0.00%	22		9			R	S,T,M,SC	16	
	Exc Award (06/30/2023)																
130517	Chennai Sengathir	03/27/2017	Active(1)	9	0	0	0	0.00%	9		39	3	None		P,S,T,M,VP SC	24+	
65190	CHENNAI SILVER PEARLS	04/15/2002	Active	30	1	6	-5	-14.29%	33	17	0			N		0	\$179.70
	Exc Award (06/30/2022, 06/30/2023, 06/30/2024)																
63905	CHENNAI SKYLINE	01/08/2001	Active	93	0	0	0	0.00%	93		0				VP,SC	2	
	Exc Award (06/30/2022, 06/30/2023, 06/30/2024)																
131684	Chennai Smart City	07/03/2017	Cancelled(8*)	0	0	20	-20	-100.00%	20	5	2		None		P,S,T,M,VP SC	6	90+ Days



Club Health Assessment for District 324 M through March 2025

			Status	Membership							Reports					Finance		LCIF
Club Number	Club Name	Charter Date		Current Member Count	YTD Members Added	YTD Members Dropped	YTD Net Growth	YTD Net Growth%	Member Count 12 Months Ago	Avg. length of service for dropped members	Months Since Last MMR ***	Yrs. Since Last Officer Report	President Rotation	Vice President Reported ****	Months Since Last Activity Report ***	Account Balance	Donations for current Fiscal Year	
			Number of times on status quo within last two years	If below 15 members appears				If net loss is greater than 20% appears			If no report in 3 months appears in	When more than one year appears in	Number of repeat terms	Notes the officers that do not have an active	If no report at 12 months appears in red			
138831	Chennai South Stars	07/18/2019	Active	26	6	0	6	30.00%	21		1			N	0		\$134.18	
Exc Award (06/30/2021, 06/30/2022)																		
131685	Chennai Sukras	07/03/2017	Active	16	0	0	0	0.00%	16		10			N	24+			
119643	Chennai Sunrisers	06/14/2013	Active	36	1	5	-4	-10.00%	35	8	1			N	6		\$503.14	
128238	Chennai Sunshine	07/21/2016	Active	28	2	2	0	0.00%	27	2	2			N	VP,SC	7	\$149.75	
106399	CHENNAI SUPER KINGS	08/26/2009	Active	31	2	0	2	6.90%	31		8			N	SC	0	\$35.94	
Exc Award (06/30/2022, 06/30/2023)																		
115176	CHENNAI SUPREME	09/29/2011	Active	19	2	0	2	11.76%	18		2		4	N	T,M,SC	4		
Exc Award (06/30/2022)																		
135791	Chennai Supreme Stars	07/29/2018	Active(1)	30	4	2	2	7.14%	28	4	4			N	S,VP,SC	24+		
143881	Chennai Symphony	12/29/2020	Active(1)	22	25	29	-4	-15.38%	26	4	1		None		P,T,M,VP,SC	5	\$503.14	
Exc Award (06/30/2023)																		
119645	Chennai Thayagam	06/14/2013	Active	12	0	0	0	0.00%	18		9				M,VP,SC	24+		
139409	Chennai Thirumangalam	08/08/2019	Active(1)	16	1	0	1	6.67%	15		2			N		2		
109052	CHENNAI TULIPS	08/11/2010	Active(1)	16	4	3	1	6.67%	18	10	6		2	N	VP	6		
146152	Chennai Unicorns	05/21/2021	Active	27	1	4	-3	-10.00%	29	5	2				T,M,VP,SC	5	\$1,000.00	
Exc Award (06/30/2022)																		
64675	CHENNAI VIDYODAYA	09/11/2001	Active	29	2	0	2	7.41%	28		2			N		3		
Exc Award (06/30/2018, 06/30/2022)																		
144631	Chennai VIP	12/29/2020	Cancelled(7*)	0	0	16	-16	-100.00%	27	5	4		None		P,S,T,M,VP SC	5		
120134	Chennai White City	08/12/2013	Active	22	1	2	-1	-4.35%	22	4	1				P,M,VP,SC	4		
117422	CHENNAI WISDOM	07/18/2012	Active(1)	22	4	0	4	22.22%	16		7			N		15		
Exc Award (06/30/2023)																		
35656	MADRAS ABHIRAMAPURAM	05/08/1978	Active	16	0	0	0	0.00%	16		10			R		5		
Exc Award (06/30/2023)																		
51003	MADRAS ALWARPET	10/15/1990	Active	28	2	2	0	0.00%	28	23	3			N	M,SC	5		
32476	MADRAS BESANT NAGAR	06/23/1976	Active(1)	21	0	7	-7	-25.00%	28	4	4			N		4		



Club Health Assessment for District 324 M through March 2025

			Status	Membership							Reports					Finance		LCIF
Club Number	Club Name	Charter Date		Current Member Count	YTD Members Added	YTD Members Dropped	YTD Net Growth	YTD Net Growth%	Member Count 12 Months Ago	Avg. length of service for dropped members	Months Since Last MMR ***	Yrs. Since Last Officer Report	President Rotation	Vice President Reported ****	Months Since Last Activity Report ***	Account Balance	Donations for current Fiscal Year	
			Number of times on status quo within last two years	If below 15 members appears					If net loss is greater than 20% appears		If no report in 3 months appears in	When more than one year appears in	Number of repeat terms	Notes the officers that do not have an active	If no report at 12 months appears in red			
35875	MADRAS CATHEDRAL	06/28/1978	Active	43	0	0	0	0.00%	45		5			N	M,SC	1		
Exc Award (06/30/2021, 06/30/2022)																		
50812	MADRAS CHEPAUK	06/28/1990	Active(1)	51	0	0	0	0.00%	52		9			N	SC	6		
Exc Award (06/30/2023)																		
53638	MADRAS COROMANDEL COAST	08/28/1992	Active(1)	29	0	16	-16	-35.56%	55	2	3				VP	22		
Exc Award (06/30/2022, 06/30/2023)																		
26426	MADRAS EAST	03/29/1968	Active	40	6	1	5	14.29%	38	28	1			N	T	6		
Exc Award (06/30/2023)																		
36272	MADRAS EGMORE	11/10/1978	Active	51	2	3	-1	-1.92%	52	10	0			N	SC	0	\$1,000.00	
Exc Award (06/30/2022)																		
36417	MADRAS ELLIOTS BEACH	12/18/1978	Active	11	1	1	0	0.00%	12	30	6			N	M,VP	5		
Exc Award (06/30/2022)																		
41253	MADRAS FORT ST GEORGE	04/30/1982	Active	44	2	1	1	2.33%	37	1	2			N		1	\$39.93	
Exc Award (06/30/2019, 06/30/2021, 06/30/2022)																		
57168	MADRAS GOLDEN CITY	06/30/1995	Active	76	5	0	5	7.04%	81		0			N		4	\$1,100.15	
Exc Award (06/30/2019)																		
60164	MADRAS GOLDEN JUBILEE	12/01/1997	Active	26	0	0	0	0.00%	29		7				S,M,VP,SC	0		
Exc Award (06/30/2022)																		
42124	MADRAS GREATER	12/13/1982	Active	20	0	1	-1	-4.76%	21	5	1			N	VP	2		
Exc Award (06/30/2023)																		
55236	MADRAS GREENWAYS	01/17/1994	Active	24	6	1	5	26.32%	19	0	0			IP	P	17		
Exc Award (06/30/2024)																		
61958	MADRAS HARMONY	05/14/1999	Active	43	5	2	3	7.50%	33	16	3			N	VP	3		
Exc Award (06/30/2024)																		
26425	MADRAS HOST	09/21/1957	Active	26	0	0	0	0.00%	26		12				P,M,VP,SC	14		
58768	MADRAS KRS	10/11/1996	Active(1)	23	2	6	-4	-14.81%	33	5	3			N	M	5	\$1,000.00	
Exc Award (06/30/2023)																		
49653	MADRAS LEO CITY	06/27/1989	Cancelled(8*)	0	0	16	-16	-100.00%	16	27	1	1	None		P,S,T,M,VP SC	24+	90+ Days	



Club Health Assessment for District 324 M through March 2025

			Status	Membership							Reports					Finance		LCIF
Club Number	Club Name	Charter Date		Current Member Count	YTD Members Added	YTD Members Dropped	YTD Net Growth	YTD Net Growth%	Member Count 12 Months Ago	Avg. length of service for dropped members	Months Since Last MMR ***	Yrs. Since Last Officer Report	President Rotation	Vice President Reported ****	Months Since Last Activity Report ***	Account Balance	Donations for current Fiscal Year	
			Number of times on status quo within last two years	If below 15 members appears				If net loss is greater than 20% appears			If no report in 3 months appears in	When more than one year appears in	Number of repeat terms	Notes the officers that do not have an active	If no report at 12 months appears in red			
49718	MADRAS LUZ	06/27/1989	Active	27	2	3	-1	-3.57%	29	9	1			N	0		\$95.84	
	Exc Award (06/30/2018, 06/30/2022)																	
34572	MADRAS MARINA BEACH	10/10/1977	Active	25	0	2	-2	-7.41%	30	1	8			N	2			
	Exc Award (06/30/2023)																	
39379	MADRAS MELVIN JONES	01/26/1981	Active	17	0	1	-1	-5.56%	20	14	6			N	0		\$407.31	
	Exc Award (06/30/2023)																	
35260	MADRAS METRO CENTRAL	03/03/1978	Active	40	9	0	9	29.03%	34		2			N	P,M,VP,SC	4		
44133	MADRAS MYLAPORE	06/14/1984	Active	24	4	3	1	4.35%	27	7	2		2	N		3	\$1,000.00	
	Exc Award (06/30/2022, 06/30/2023)																	
40287	MADRAS NUNGAMBAKKAM	07/06/1981	Active(1)	21	0	1	-1	-4.55%	22	28	0				M,VP,SC	3		
	Exc Award (06/30/2023)																	
37499	MADRAS PARK TOWN	08/29/1979	Active	65	7	1	6	10.17%	58	21	6			N		5		
	Exc Award (06/30/2021, 06/30/2022, 06/30/2023)																	
50813	MADRAS PASUMPON	06/27/1990	Active	25	3	0	3	13.64%	22		1			R	S,T,M,VP,SC	0		
	Exc Award (06/30/2022)																	
61012	MADRAS PONMANAM	06/30/1998	Active	81	10	2	8	10.96%	80	4	1			N		0	\$650.90	
	Exc Award (06/30/2022, 06/30/2024)																	
33119	MADRAS PORUR	12/08/1976	Active	33	2	0	2	6.45%	36		2			N	SC	4		
	Exc Award (06/30/2022, 06/30/2023)																	
44134	MADRAS PRESIDENCY	06/20/1984	Active	26	0	1	-1	-3.70%	27	28	3				M,VP,SC	3		
	Exc Award (06/30/2021, 06/30/2022, 06/30/2023)																	
40067	MADRAS PURASAWALKAM	06/23/1981	Active	23	1	0	1	4.55%	22		2				M,VP,SC	7		
38104	MADRAS RAJA ANNAMALAIPURAM	02/20/1980	Active	10	0	2	-2	-16.67%	12	3	3				M,VP,SC	14		
	Exc Award (06/30/2023)																	
49423	MADRAS SAIDAPET	04/13/1989	Active	16	1	1	0	0.00%	19	17	3			R	M,SC	1		
	Exc Award (06/30/2018, 06/30/2022)																	
60165	MADRAS SINGARA CHENNAI	12/02/1997	Active	26	0	0	0	0.00%	29		3			R	T,SC	6		
	Exc Award (06/30/2022)																	



Club Health Assessment for District 324 M through March 2025

			Status	Membership							Reports					Finance	LCIF
Club Number	Club Name	Charter Date		Current Member Count	YTD Members Added	YTD Members Dropped	YTD Net Growth	YTD Net Growth%	Member Count 12 Months Ago	Avg. length of service for dropped members	Months Since Last MMR ***	Yrs. Since Last Officer Report	President Rotation	Vice President Reported ****	Months Since Last Activity Report ***	Account Balance	Donations for current Fiscal Year
			Number of times on status quo within last two years	If below 15 members appears				If net loss is greater than 20% appears			If no report in 3 months appears in	When more than one year appears in	Number of repeat terms	Notes the officers that do not have an active	If no report at 12 months appears in red		
58400	MADRAS SOUTH CITY	06/12/1996	Active	20	0	0	0	0.00%	23		2			N	0		
	Exc Award (06/30/2021, 06/30/2022)																
26429	MADRAS SOUTH MADRAS	08/24/1959	Active	42	1	0	1	2.44%	43		6			N	4		
53573	MADRAS STERLING AVENUE	08/03/1992	Active	30	3	6	-3	-9.09%	33	3	0			VP,SC	4		\$789.82
	Exc Award (06/30/2022, 06/30/2023, 06/30/2024)																
46454	MADRAS T NAGAR	06/26/1986	Active	50	6	1	5	11.11%	45	4	0			N	0		\$2,000.00
	Exc Award (06/30/2021, 06/30/2024)																
44268	MADRAS TEYNAMPET	09/24/1984	Active	22	2	4	-2	-8.33%	36	10	0			M,VP,SC	0		\$23.96
	Exc Award (06/30/2022)																
54313	MADRAS UNITED CITY	04/05/1993	Active(1)	22	0	0	0	0.00%	25		9			M,VP,SC	14		
	Exc Award (06/30/2022)																
43429	MADRAS VELLACHERY	01/09/1984	Active	166	15	27	-12	-6.74%	177	10	0			N	0		\$1,820.90
	Exc Award (06/30/2022, 06/30/2023, 06/30/2024)																
31613	MADRAS WEST	01/20/1976	Active	29	1	0	1	3.57%	28		7			T,M,VP,SC	6		
26441	PERAMBUR	12/14/1963	Active	39	6	2	4	11.43%	31	13	1			M,VP,SC	1		\$239.59
	Exc Award (06/30/2022, 06/30/2024)																
100497	PORT BLAIR	11/02/2007	Active	58	7	1	6	11.54%	53	2	2			M,VP,SC	1		
	Exc Award (06/30/2024)																
26453	THIRUVANMIYUR	02/03/1970	Active	27	4	0	4	17.39%	23		5			T,VP,SC	5		
	Exc Award (06/30/2021, 06/30/2024)																

Clubs Cancelled Previous Fiscal Year – Clubs Cancelled within last 12 months may be reinstated

Club Number	Club Name	Charter Date	Current Status*	Cancellation Date
104817	CHENNAI ARYABHATTA CAMPUS	03/17/2009	Cancelled(6*)	09/29/2023
104794	CHENNAI CHARAKA CAMPUS	03/17/2009	Cancelled(6*)	09/29/2023
104793	CHENNAI DARWIN CAMPUS	02/24/2009	Cancelled(6*)	09/29/2023
104821	CHENNAI DHANVANTRI CAMPUS	03/17/2009	Cancelled(8*)	12/29/2023



Club Health Assessment for District 324 M through March 2025

			Status	Membership							Reports				Finance		LCIF
Club Number	Club Name	Charter Date		Current Member Count	YTD Members Added	YTD Members Dropped	YTD Net Growth	YTD Net Growth%	Member Count 12 Months Ago	Avg. length of service for dropped members	Months Since Last MMR ***	Yrs. Since Last Officer Report	President Rotation	Vice President Reported ****	Months Since Last Activity Report ***	Account Balance	Donations for current Fiscal Year
			Number of times on status quo within last two years	If below 15 members appears				If net loss is greater than 20% appears			If no report in 3 months appears in	When more than one year appears in	Number of repeat terms	Notes the officers that do not have an active	If no report at 12 months appears in		
104444	CHENNAI IIET	01/19/2009	Cancelled(6*)	09/29/2023													
104820	CHENNAI KEPLER CAMPUS	03/17/2009	Cancelled(6*)	09/29/2023													
104830	CHENNAI PATHANJALI CAMPUS	03/17/2009	Cancelled(8*)	12/29/2023													
104838	CHENNAI RAMANUJAM	03/17/2009	Cancelled(6*)	09/29/2023													
137481	Chennai Alandur	02/18/2019	Cancelled(8*)	12/29/2023													
104518	CHENNAI ALBERT EINSTEIN CAMPUS	01/26/2009	Cancelled(6*)	09/29/2023													
129282	Chennai Centennial Heroes	11/14/2016	Cancelled(6*)	01/29/2024													
139930	Chennai Gopalapuram	09/29/2019	Cancelled(8*)	12/29/2023													
134778	Chennai Great Vision	05/21/2018	Cancelled(8*)	12/29/2023													
104531	CHENNAI HOMI J BHABA CAMPUS	01/26/2009	Cancelled(6*)	09/29/2023													
104443	CHENNAI KSL CAMPUS LIONS CLUB	01/19/2009	Cancelled(6*)	09/29/2023													
104829	CHENNAI MARIE CURIE CAMPUS	03/17/2009	Cancelled(6*)	09/29/2023													
104434	CHENNAI MSW II CAMPUS LIONS CLUB	01/19/2009	Cancelled(6*)	09/29/2023													
147387	Chennai North	07/26/2021	Cancelled(8*)	12/29/2023													
135616	Chennai Pallavas	07/26/2018	Cancelled(8*)	12/29/2023													
131676	Chennai Pole Star	07/03/2017	Cancelled(8*)	12/29/2023													
144987	Chennai Rockers	02/11/2021	Cancelled(8*)	12/29/2023													
131713	Chennai Sivalaya	07/03/2017	Cancelled(6*)	07/29/2023													
102753	CHENNAI SOUTH CENTRAL	06/28/2008	Cancelled(8*)	12/29/2023													
142308	Chennai Step Stone	07/30/2020	Cancelled(8*)	02/29/2024													
140126	Chennai Thendral	01/16/2020	Cancelled(8*)	12/29/2023													
104819	CHENNAI THOMAS ALVA EDISON CAMPUS	03/17/2009	Cancelled(6*)	09/29/2023													



Club Health Assessment for District 324 M through March 2025

Club Number			Club Name			Charter Date			Status					Membership					Reports					Finance		LCIF
									Current Member Count	YTD Members Added	YTD Members Dropped	YTD Net Growth	YTD Net Growth%	Member Count 12 Months Ago	Avg. length of service for dropped members	Months Since Last MMR ***	Yrs. Since Last Officer Report	President Rotation	Vice President Reported ****	Months Since Last Activity Report ***	Account Balance	Donations for current Fiscal Year				
									Number of times on status quo within last two years	If below 15 members appears			If net loss is greater than 20% appears			If no report in 3 months appears in		When more than one year appears in	Number of repeat terms	Notes the officers that do not have an active		If no report at 12 months appears in red				
Current Total Clubs Count	YTD New Clubs Count	YTD Cancelled Clubs Count	YTD Net Club Gain	Current Total Members Count	YTD Add	YTD Drop	YTD Net Growth	YTD Net Growth %	Member Count 12 Months Ago	Average Member Count Per Club	% of Clubs with less than 20 members	% No MMR in 3 Months	% No Officer Report in 12 Months	% of Clubs with balance 90+ days	Number of Clubs in Status Quo	% Status Quo Clubs in Financial Suspension	Number of Cancelled Clubs	Average Cancelled Club Age	Members Lost Due to Cancellation	% of Clubs Cancelled for Non-Financial Reasons						
172	8	10	-2	4,947	664	610	54	1.10%	5,094	29	26%	52%	1%	1%	0	0%	10	42	191	-110%						

* - P - Priority Club. Cancellation Reasons: 1-Objectives/conduct, 2-Non-active club, 5-Non-existing club, 6-Disbanding, 7-Merger, 8-Financial Suspension, 9-District/Multiple District Dues.

** - Abbreviation: P-President, S-Secretary, T-Treasurer, M-Member Chairperson, VP-First Vice President, MC-Communications Chairperson, SC-Service Chairperson

*** - Abbreviation: N/R - Never reported using the Lions Clubs website, N/A - Not applicable, No password registered for the Lions Clubs website.

**** - Abbreviation: N - New, IP - Immediate Past, R - Repeat.